

Louisiana Coordinated System of Care (CSoC)

Director's Report to the Governance Board

5/24/2023

Highlights and News

- March 2023 “Brief Overview of CSoC” presentation to Office for Citizens with Developmental Disabilities (OCDD) staff
- Spring 2023 Coaching Summit
- March 2023 presentation at the 42nd Annual Governor’s Conference on Juvenile Justice in New Orleans
- HCBS Incentive Project training for the Wraparound Agencies (WAAs) and Family Support Organization (FSO)
- Home & Community Based Services (HCBS) Incentive Project went live
- Magellan initiated performance-based WAA rate increases

Highlights and News

- LDH submitted a state plan amendment request to Centers for Medicare & Medicaid Services (CMS) for Community Psychiatric Support and Treatment (CPST) telehealth allowances
- Public Health Emergency (PHE) unwind preparation with Magellan
- PHE ended
- Preliminary planning for state-wide Office of Juvenile Justice (OJJ) training in July
- Access 313 report findings
- Continued increase in referrals

Wraparound Agency Updates



CSoC Wraparound Agencies Contact Information

Region	Agency	Phone Number
Region 1 (Jefferson Parish/New Orleans area)	National Child and Family Services	(504) 266-2576
Region 2 (Capital area)	National Child and Family Services	(225) 456-2006
Region 3 (Covington area)	Choices Coordinated Care Solutions	(985) 318-3250
Region 4 (Thibodaux area)	Ascent Health, Inc.	(985) 232-3930
Region 5 (Acadiana area)	Eckerd Connects	(337) 456-6668
Region 6 (Lake Charles area)	Choices Coordinated Care Solutions	(337) 310-3735
Region 7 (Alexandria area)	Eckerd Connects	(318) 443-7900
Region 8 (Shreveport area)	Choices Coordinated Care Solutions	(318) 221-1807
Region 9 (Monroe area)	Ascent Health, Inc.	(318) 654-4245

CSoC Enrollment (Enrolled + Presumptive)

Act 1225 Region	4/1/22	7/1/22	9/30/22	12/30/22	3/31/23
1 (Jefferson Parish/New Orleans area)	306	289	300	304	332
2 (Capital area)	286	270	287	282	277
3 (Covington area)	225	224	215	228	246
4 (Thibodaux area)	246	234	282	289	296
5 (Acadiana area)	277	282	310	336	352
6 (Lake Charles area)	137	124	127	127	130
7 (Alexandria area)	177	182	195	191	202
8 (Shreveport area)	174	135	128	128	123
9 (Monroe area)	410	341	395	463	485
TOTAL	2,238	2,081	2,239	2,348	2,443

Member Referrals

Act 1225 Region	7/1/22	9/30/22	12/30/22	3/31/23
1 (Jefferson Parish/New Orleans area)	66	73	81	108
2 (Capital area)	87	91	69	71
3 (Covington area)	88	89	88	88
4 (Thibodaux area)	64	101	85	97
5 (Acadiana area)	84	97	100	113
6 (Lake Charles area)	34	42	37	34
7 (Alexandria area)	48	58	38	63
8 (Shreveport area)	44	45	57	46
9 (Monroe area)	88	134	174	167
TOTAL	603	730	729	787

Referrals by Agency/Entity

Referring Source	12/30/22	03/31/23	Change
Caregiver	6,817	7,185	368
Licensed Mental Health Professional	4,512	4,561	49
Other	4,432	4,536	104
DCFS	2,537	2,590	53
LDOE/School	2,589	2,684	95
OJJ	1,943	1,973	30
Other Juvenile Entities	1,012	1,015	3
Hospitals	2,001	2,056	55
Self or Legal Guardian	1,158	1,160	2
Primary Care Physician (PCP)	304	330	26
OBH	220	222	2
Total	27,525	28,312	787

Gender

Gender	Number of Children Enrolled in CSoC on Last Day of the Reporting Period	Percent of Total Enrollment by Gender
Female	950	42.4%
Male	1,285	57.3%
Unspecified	8	0.4%
TOTAL	2,243	100.0%

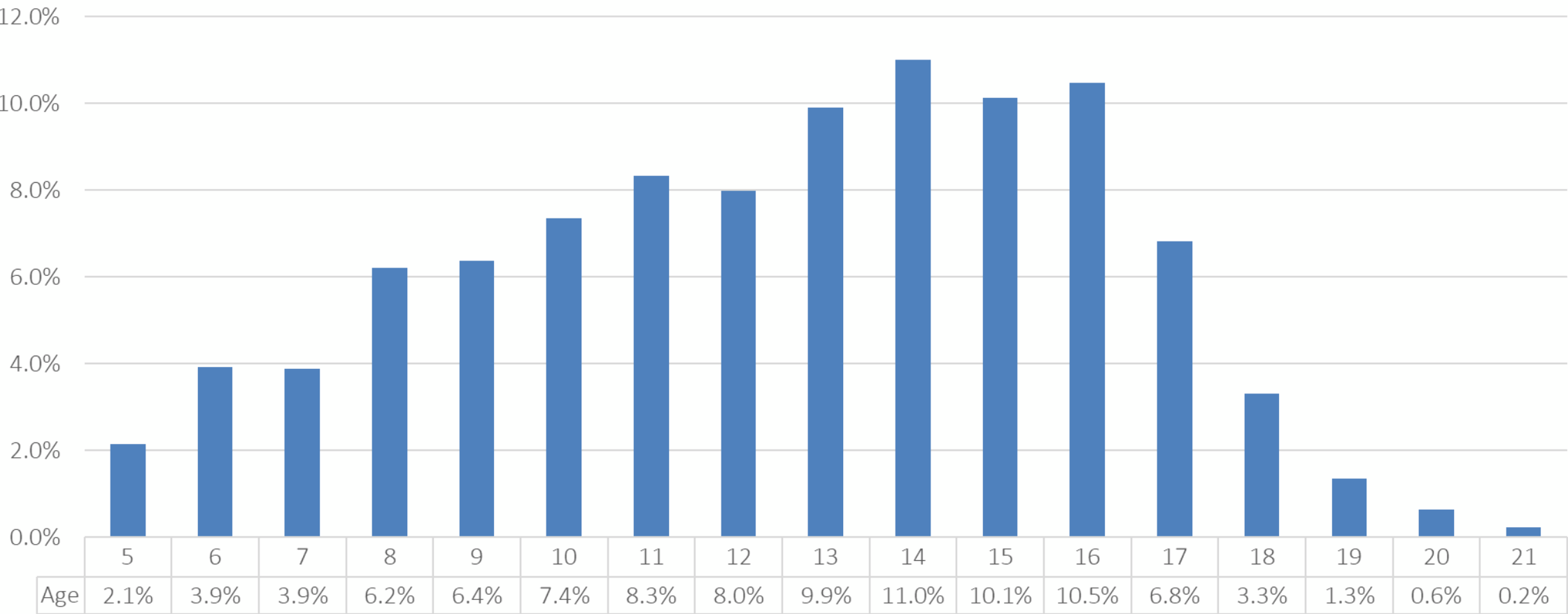
Race

Race	Number of Children Enrolled in CSoC on Last Day of the Reporting Period	Percent of Total Enrollment by Race
Black/African American	1,163	51.9%
White	925	41.2%
American Indian/Alaskan Native	15	0.7%
Multi-Racial	84	3.7%
Other/Single Race	35	1.6%
Asian	3	0.1%
Native Hawaiian/Other Pacific Islander	8	0.4%
Unknown	10	0.4%
Total	2,243	100.0%

Ethnicity

Ethnicity	Number of Children Enrolled in CSoC on Last Day of the Reporting Period	Percent of Total Enrollment by Ethnicity
Non-Hispanic/Non-Latino	2,174	96.9%
Hispanic/Latino	53	2.4%
Unknown	16	0.7%
Total	2,243	100.0%

Age Groups

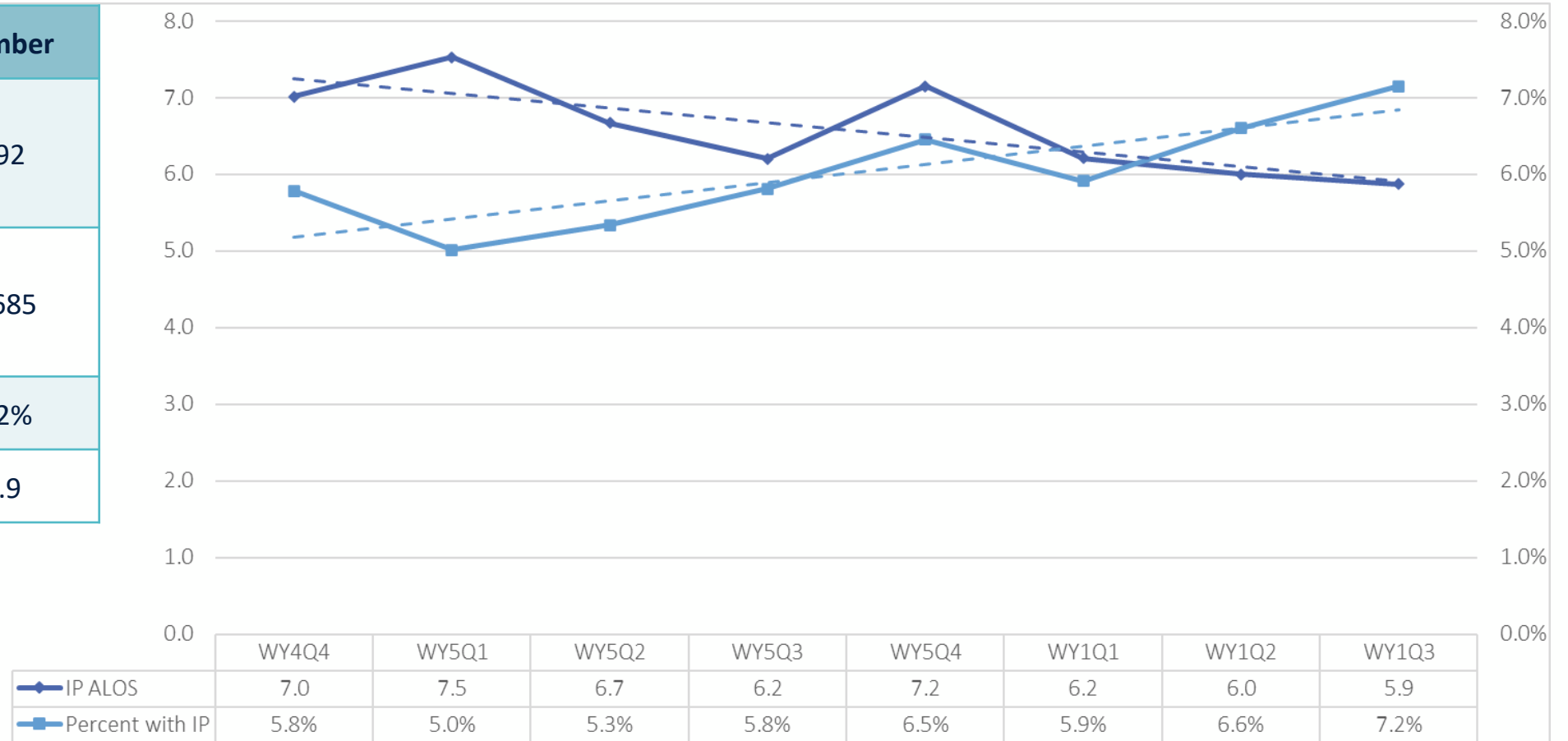


Contracted Providers — CSoC Specialized Services

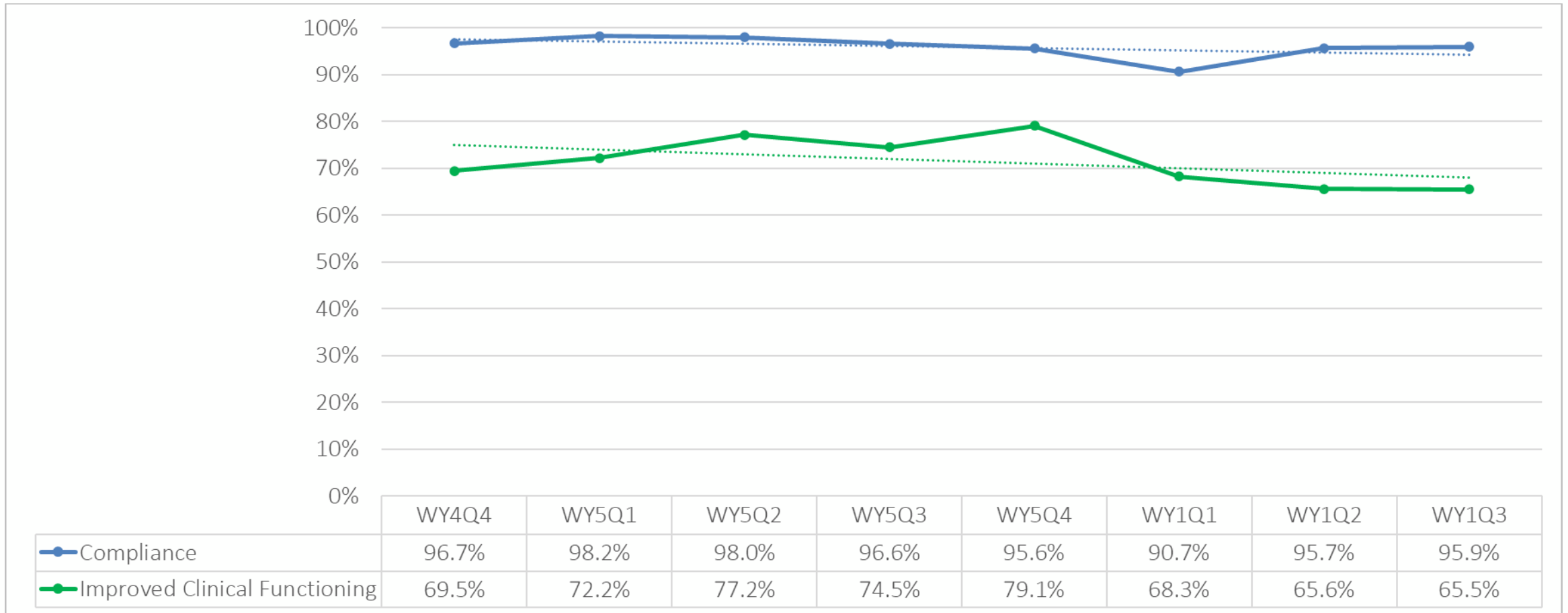
CSoC Service	Independent Living/Skills Building	Parent Support & Training	Short Term Respite Care	Youth Support & Training	Total
Region 1	24	1	2	1	28
Region 2	21	1	6	1	29
Region 3	11	1	2	1	15
Region 4	7	1	2	1	11
Region 5	11	1	2	1	15
Region 6	5	1	2	1	9
Region 7	11	1	1	1	14
Region 8	25	1	2	1	29
Region 9	25	1	4	1	31
TOTAL	140	9	23	9	181

CSoC Children Inpatient Psychiatric Utilization

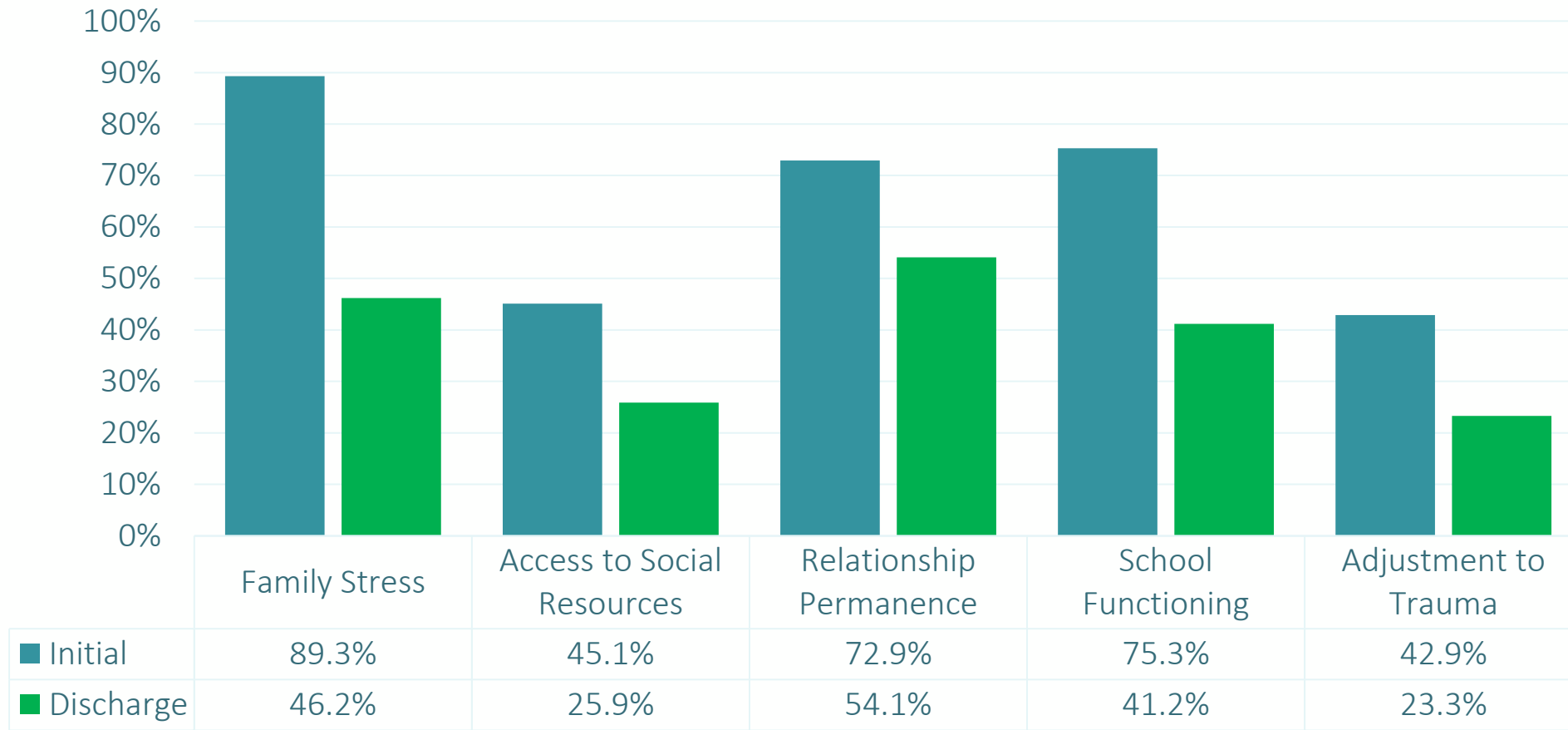
Indicator	Number
Number of Members with Any Inpatient Days	192
Number of Children Enrolled during Reporting Period	2,685
Percent	7.2%
ALOS	5.9



Child and Adolescent Needs and Strengths (CANS) Outcomes: Clinical Functioning

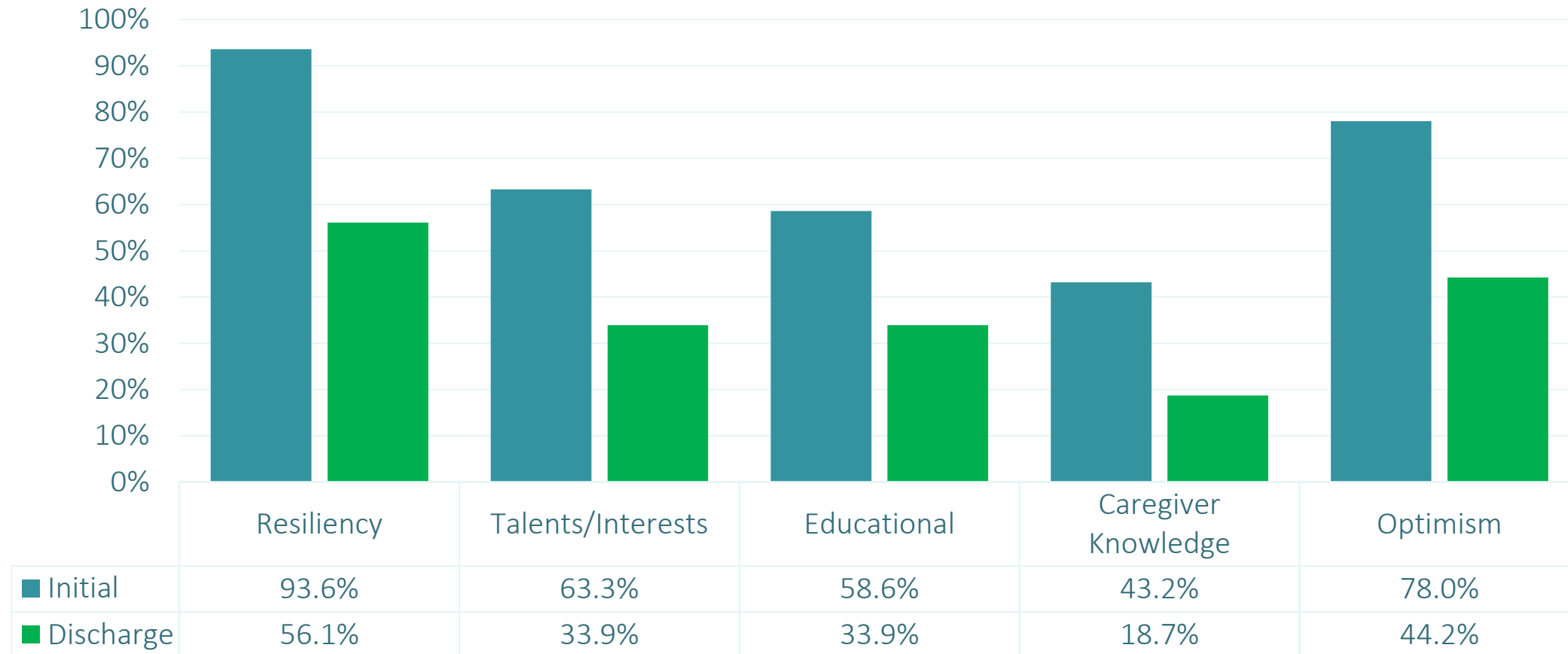


CANS Outcomes: Reduction in Prevalence of Actionable Needs (2022)



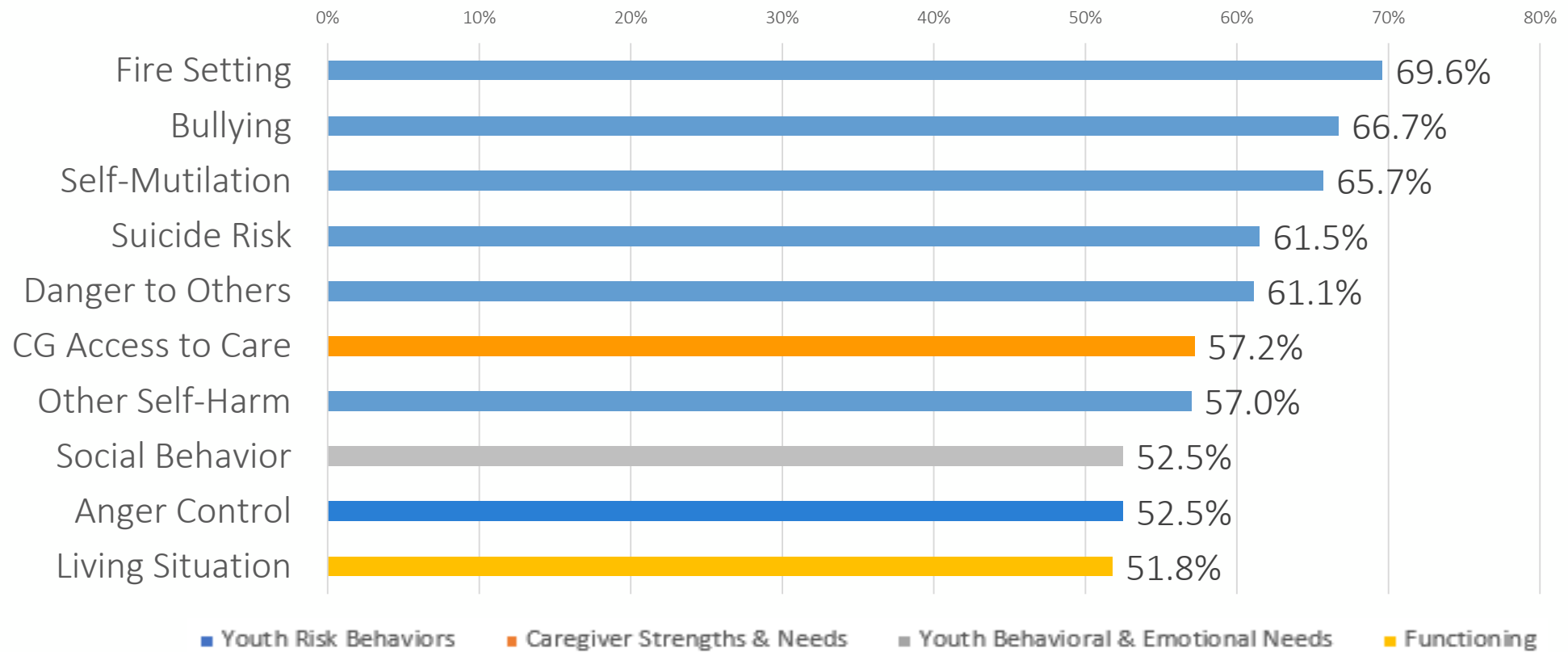
Source: Magellan, February 2023

CANS Outcomes: Improvements in Strength Items (2022)



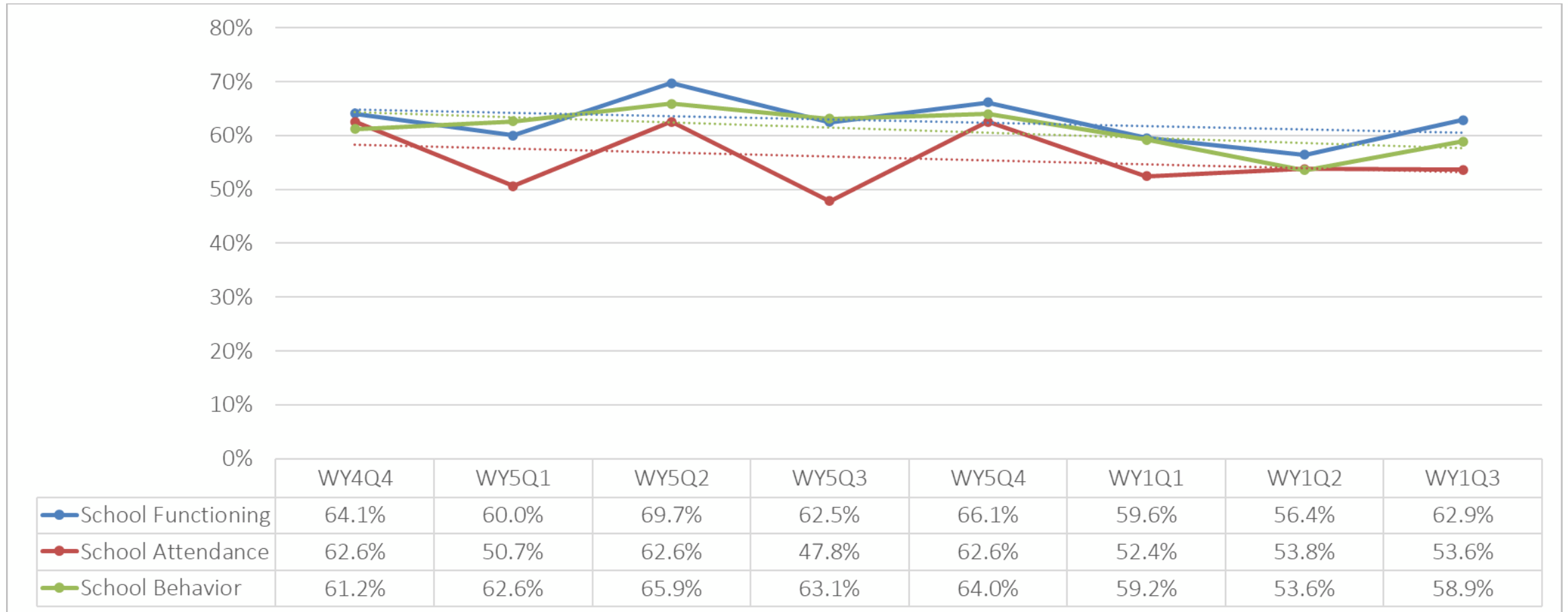
Source: Magellan, February 2023

CANS Outcomes: Top 10 Needs with Greatest Prevalence Reduction (2022)



Source: Magellan, February 2023

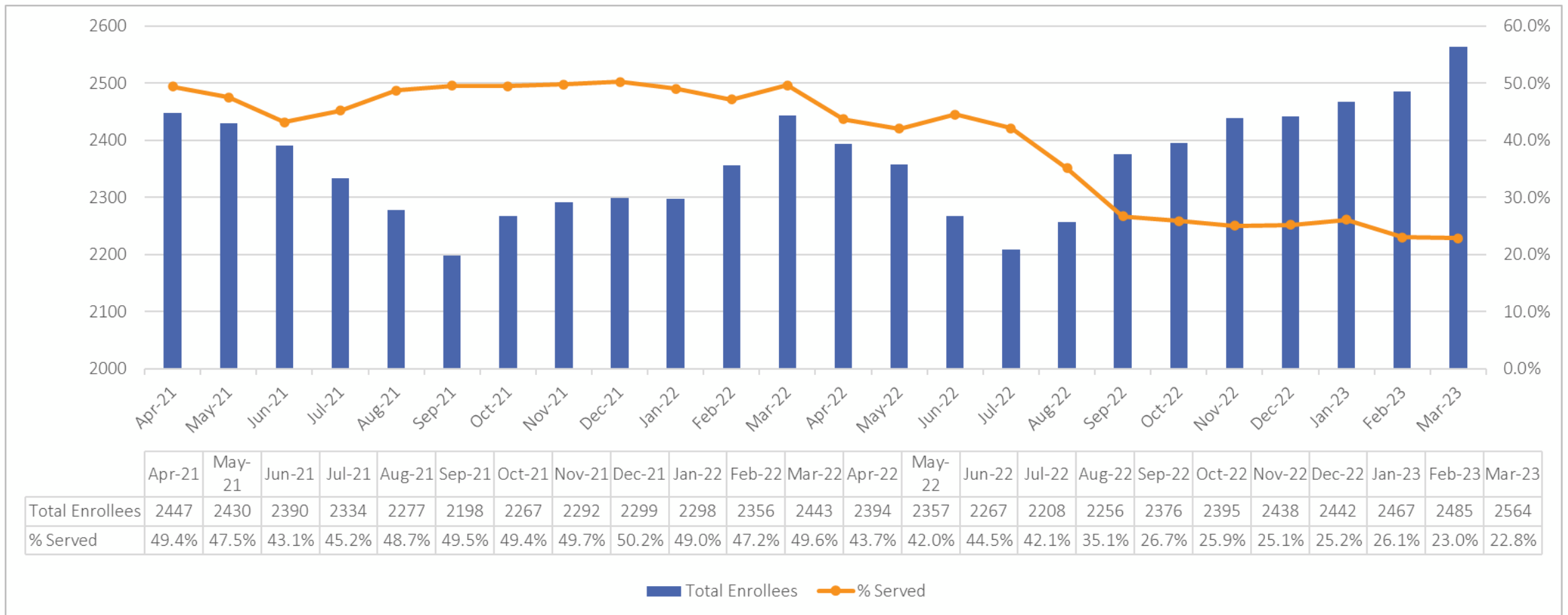
CANS: School Functioning



Individualized Education Plan (IEP)

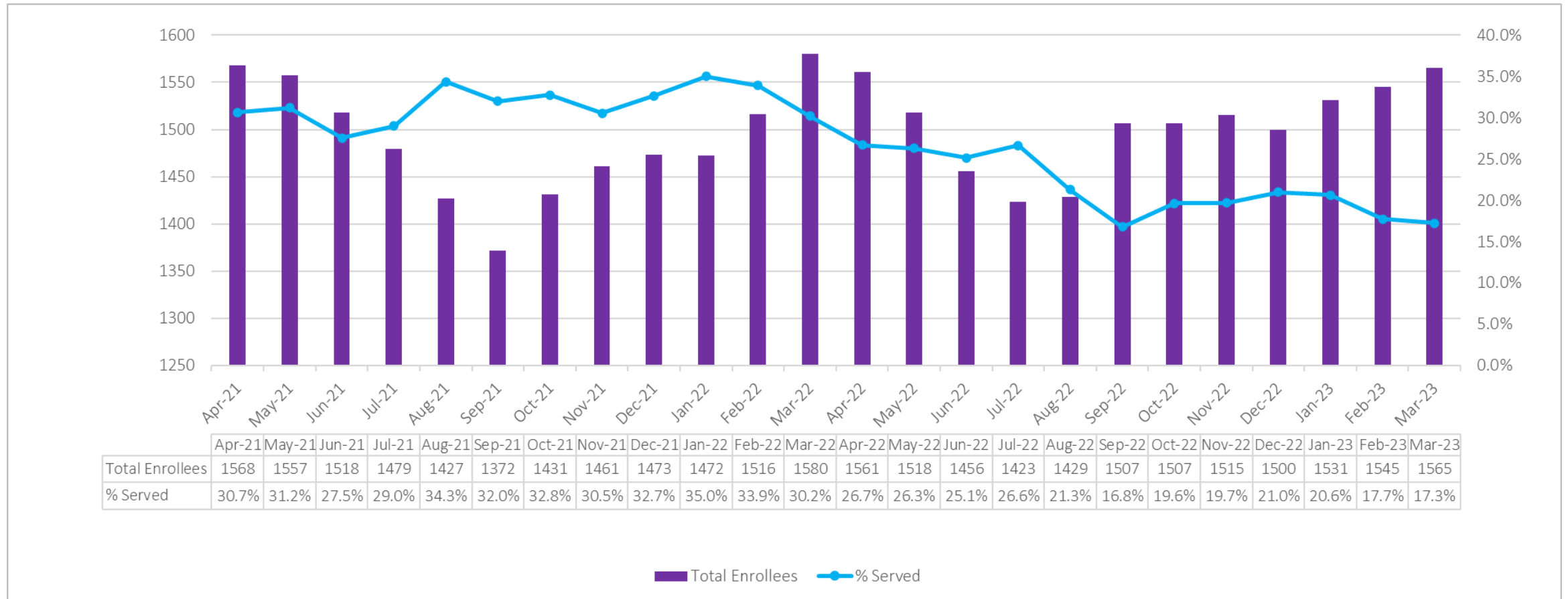
Reporting Periods	WY4 Q4 (04/21 – 06/21)	WY5 Q1 (07/21 – 09/21)	WY5 Q2 (10/21 – 12/21)	WY5 Q3 (01/22 – 03/22)	WY5 Q4 (04/22 – 06/22)	WY1 Q1 (07/22 – 09/22)	WY1 Q2 (10/22 – 12/22)	WY1 Q3 (01/23 – 03/23)
Reported Count	2508	2385	2349	2411	2454	2332	2504	2604
# of members enrolled in IEP	1156	1198	1140	1128	1120	1072	1038	1105
% of IEPs (Count of IEP enrollment / Reported Count)	46.09%	50.23%	48.53%	46.79%	45.64%	45.97%	42.25%	42.44%
% of IEPs (Count of IEP enrollment / Total Members)	44.58%	48.70%	46.38%	44.67%	43.44%	44.01%	39.76%	40.39%

Parent Support and Training Utilization



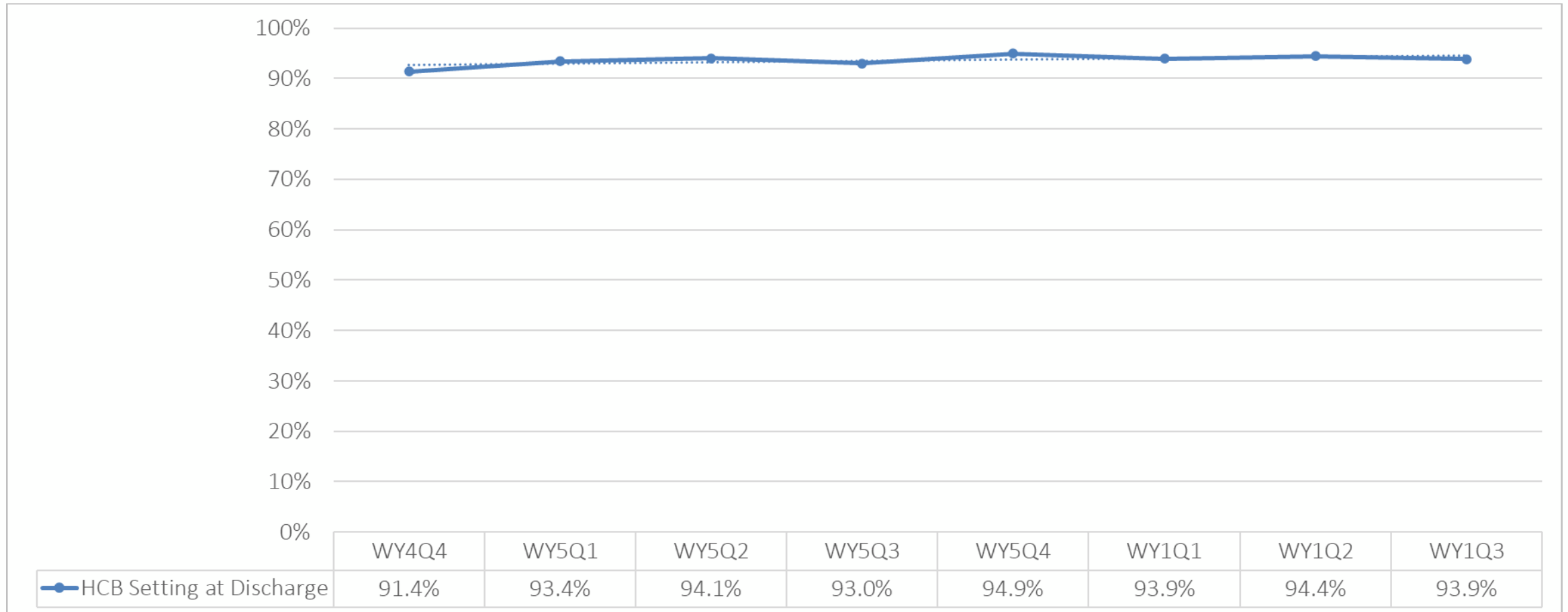
**Members Served from 11/2023 forward is calculated using PST F2F Claims.*

Youth Support and Training Utilization

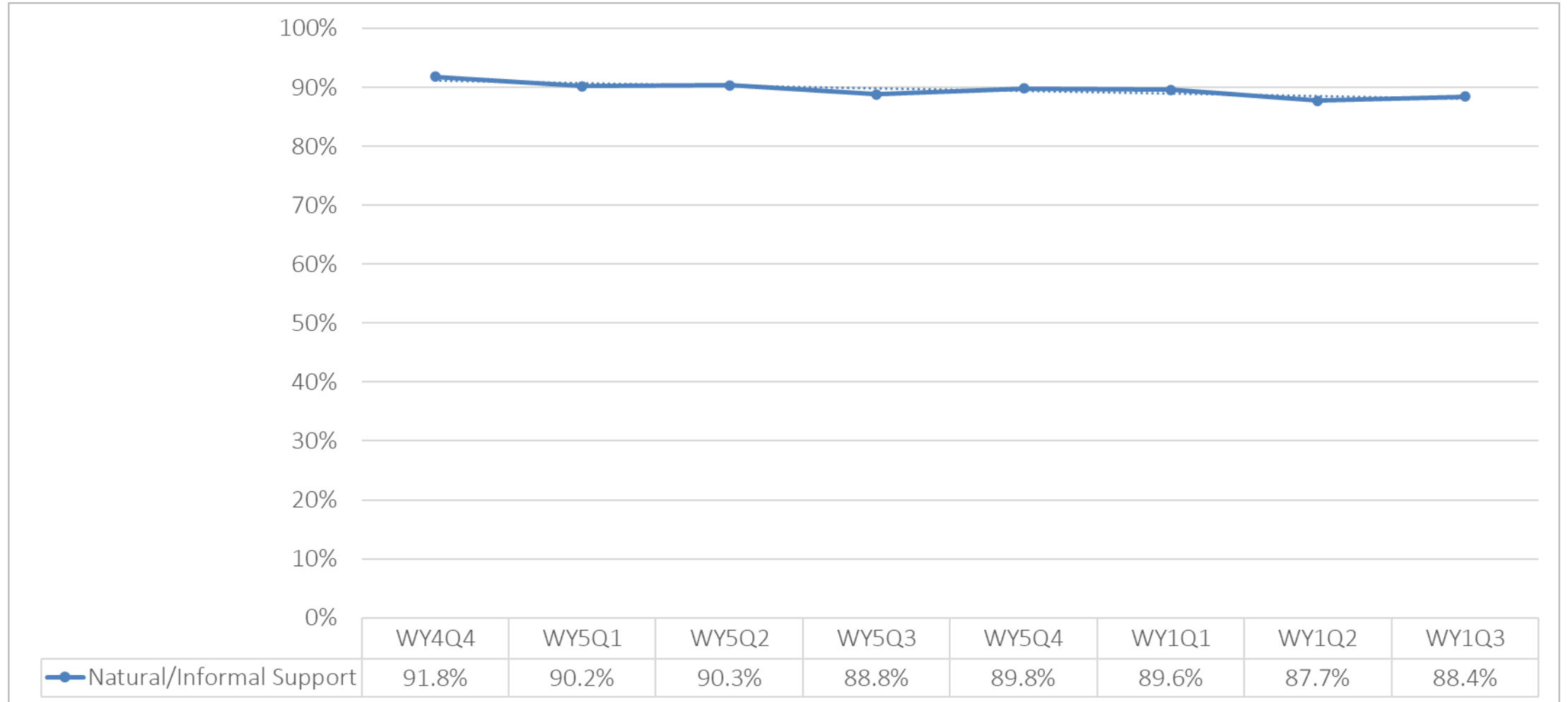


**Members Served from 11/2023 forward is calculated using YST F2F Claims.*

Living Situation at Discharge



Natural and Informal Support Utilization



THANK YOU

Sareda McPhee

Coordinated System of Care (CSoC) Director

Sareda.McPhee@la.gov | (225) 342-0330

