

Louisiana Coordinated System of Care (CSoC)

Director's Report to the Governance Board

9/10/2025

Highlights and News

- CSoC enrollment increased this quarter, to the highest point yet.
- LDH, Magellan, Eckerd, and waiver service provider staff collaborated to host a statewide refresher training for Office of Juvenile Justice (OJJ) staff in June. They reviewed CSoC eligibility requirements, the referral process, details about each waiver service, and the role of OJJ staff on the Child and Family Team (CFT).
- The Louisiana Model for Coaching and Training was implemented on April 1, 2025. Since the previous meeting:
 - OBH began statewide coaching audits under the new model;
 - Magellan has incorporated changes to reflect the new model into their wraparound agency certification process; and
 - Biannual Coaching Summits are being held today in Monroe and next Wednesday as well, with Northern and Southern regions traveling to their nearest summit location.

Wraparound Agency Updates



CSoC Wraparound Agency Contact Information

Region	Agency	Phone Number
Region 1 (Jefferson Parish/New Orleans area)	Eckerd Connects	(504) 251-1624
Region 2 (Capital area)	Ascent Health, Inc.	(225) 332-8655
Region 3 (Covington area)	Choices Coordinated Care Solutions	(985) 318-3250
Region 4 (Thibodaux area)	Ascent Health, Inc.	(985) 232-3930
Region 5 (Acadiana area)	Eckerd Connects	(337) 456-6668
Region 6 (Lake Charles area)	Choices Coordinated Care Solutions	(337) 310-3737
Region 7 (Alexandria area)	Eckerd Connects	(318) 443-7900
Region 8 (Shreveport area)	Choices Coordinated Care Solutions	(318) 221-1807
Region 9 (Monroe area)	Ascent Health, Inc.	(318) 654-4245

CSoC Enrollment (Enrolled + Presumptive)

Act 1225 Region	6/28/24	9/27/24	12/27/24	3/28/25	6/27/25
1 (Jefferson Parish/New Orleans area)	291	341	378	417	419
2 (Capital area)	314	310	315	332	333
3 (Covington area)	183	204	224	256	249
4 (Thibodaux area)	271	219	247	282	312
5 (Acadiana area)	320	323	308	311	329
6 (Lake Charles area)	131	136	139	145	155
7 (Alexandria area)	203	212	201	180	190
8 (Shreveport area)	140	137	160	176	194
9 (Monroe area)	477	474	512	527	501
TOTAL	2,330	2,356	2,484	2,626	2,682

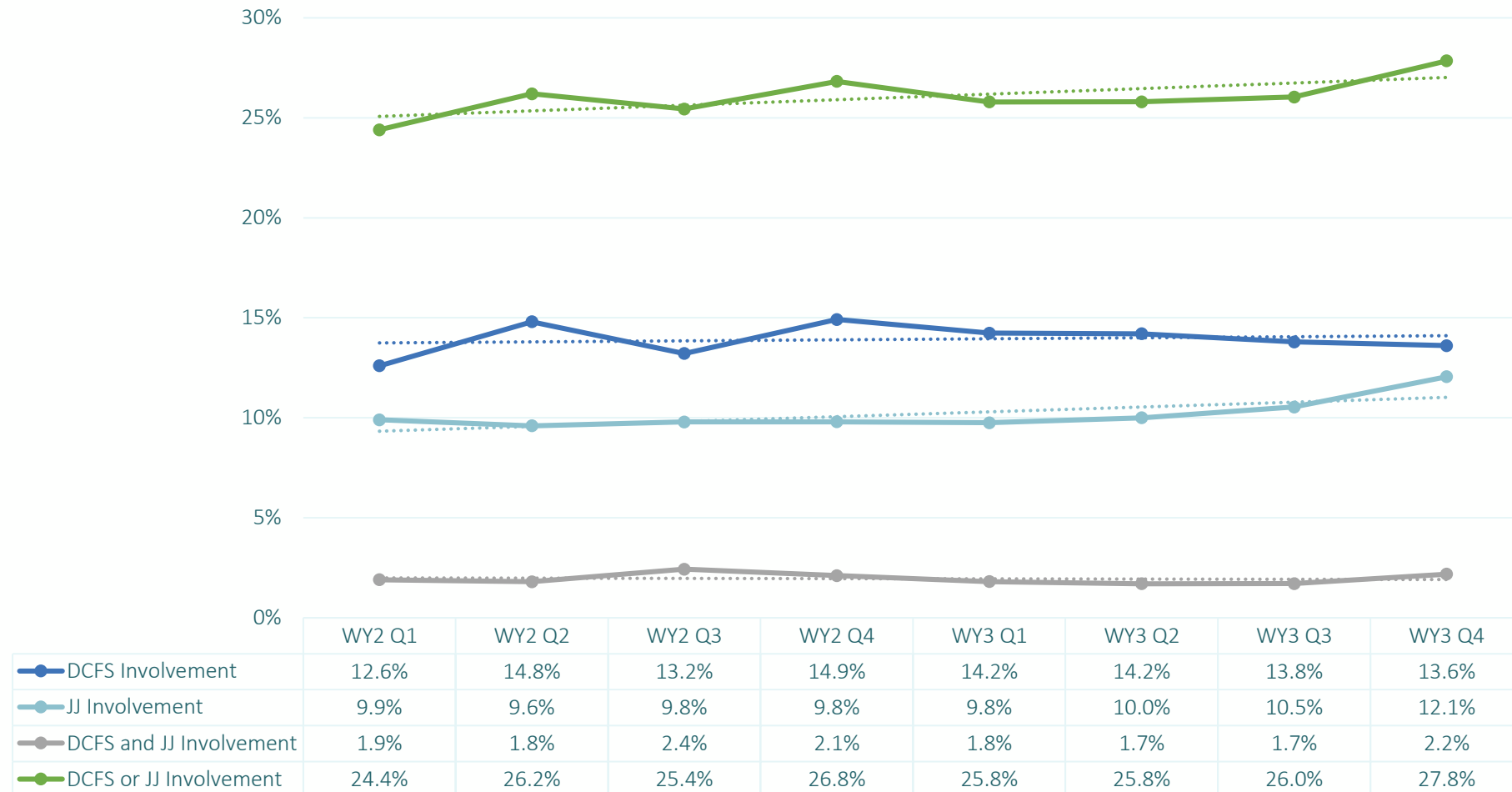
CSoC Referrals by Region

Act 1225 Region	6/28/24	9/27/24	12/27/24	3/28/25	6/27/25
1 (Jefferson Parish/New Orleans area)	124	147	125	157	80
2 (Capital area)	143	115	115	109	124
3 (Covington area)	80	105	105	109	88
4 (Thibodaux area)	92	55	112	104	115
5 (Acadiana area)	134	103	114	121	142
6 (Lake Charles area)	42	39	32	48	62
7 (Alexandria area)	100	66	72	68	81
8 (Shreveport area)	47	47	65	89	93
9 (Monroe area)	146	108	150	143	112
TOTAL	908	785	890	948	897

CSoC Referrals by Agency/Entity

Referring Source	3/28/25	6/27/25	Change
Caregiver	9,810	10,132	322
Licensed Mental Health Professional	5,111	5,178	67
Other	5,425	5,532	107
DCFS	3,423	3,551	128
LDOE/School	3,205	3,272	67
OJJ	2,332	2,390	58
Other Juvenile Entities	1,042	1,051	9
Hospitals	2,826	2,944	118
Self or Legal Guardian	1,168	1,169	1
Primary Care Physician (PCP)	467	487	20
OBH	245	245	0
Total	35,054	35,951	897

Involvement with Child Serving Agencies



Youth with OCDD Waiver

OCDD Waiver	Number of Children/Youth Enrolled in CSoC on Last Day of the Reporting Period	Percent of Total Enrollment by OCDD Waiver
Youth without OCDD Waiver	2,347	93.5%
Youth with OCDD Waiver	164	6.5%
TOTAL	2,511	100.0%

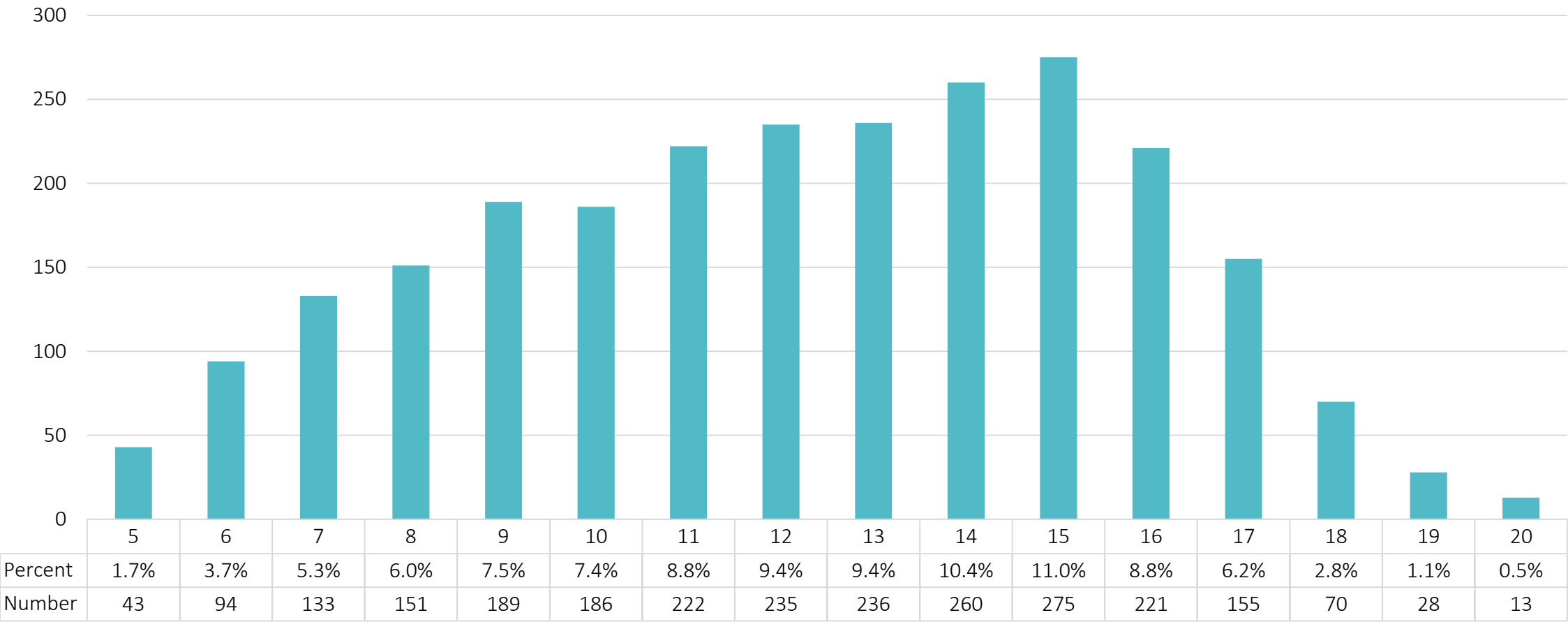
Gender

Gender	Number of Children/Youth Enrolled in CSoC on Last Day of the Reporting Period	Percent of Total Enrollment by Gender
Female	1,092	43.5%
Male	1,419	56.5%
Unspecified	0	0.0%
TOTAL	2,511	100.0%

Race

Race	Number of Children/Youth Enrolled in CSoC on Last Day of the Reporting Period	Percent of Total Enrollment by Race
Black/African American	1,403	55.9%
White	903	36.0%
American Indian/Alaskan Native	22	0.9%
Other	0	0.0%
Asian	3	0.1%
Native Hawaiian/Other Pacific Islander	0	0.0%
Unknown	180	7.2%
Total	2,511	100.0%

Age Groups

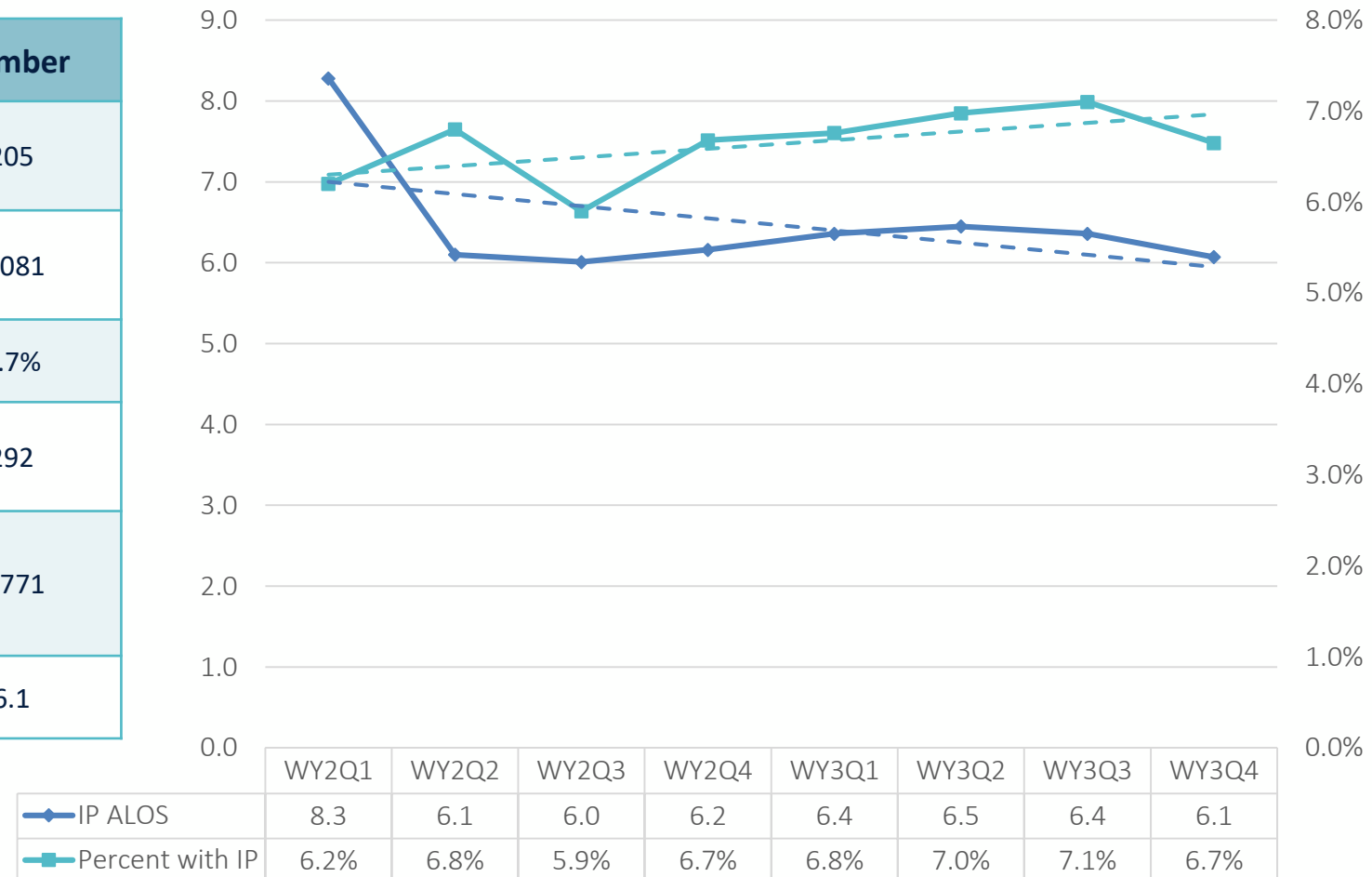


Contracted Providers — CSoC Specialized Services

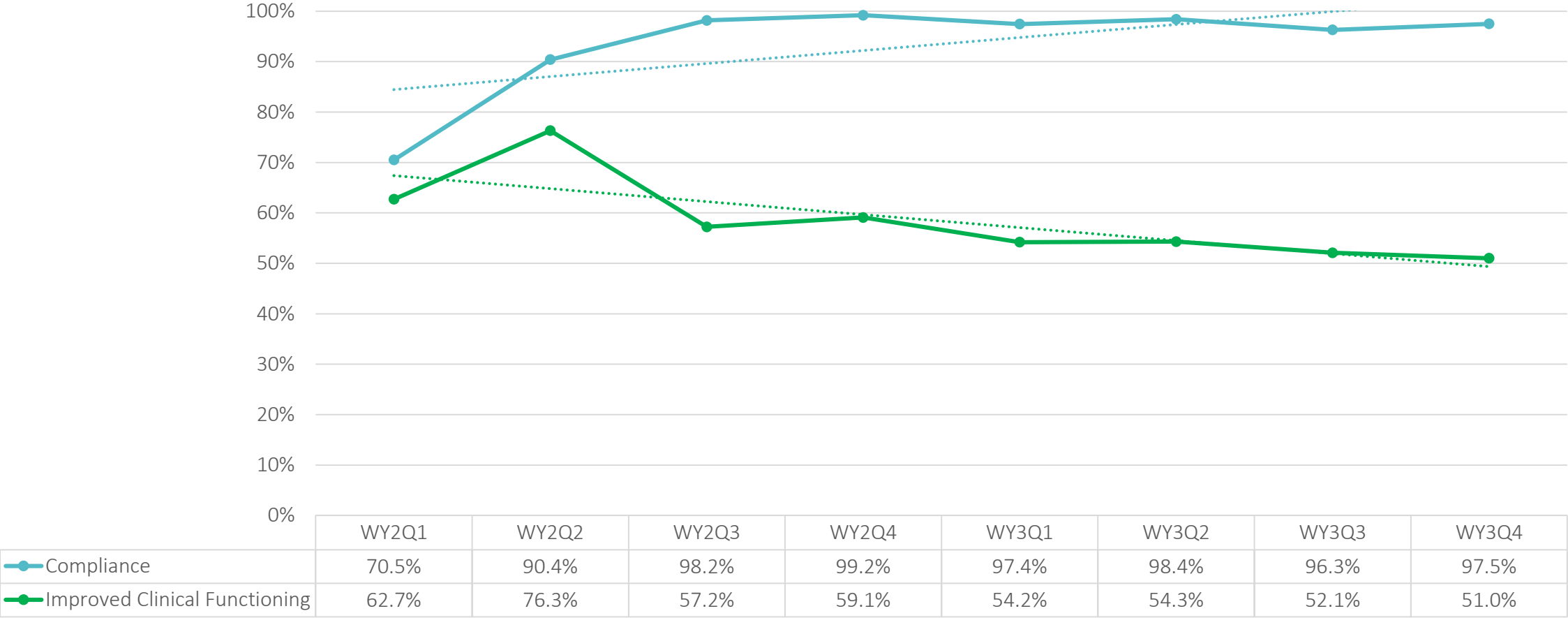
CSoC Service	Independent Living/Skills Building	Parent Support & Training	Short Term Respite Care	Youth Support & Training	Total
Region 1	23	1	4	1	29
Region 2	14	1	4	1	20
Region 3	9	1	4	1	15
Region 4	8	1	2	1	12
Region 5	5	1	2	1	9
Region 6	5	1	2	1	9
Region 7	6	1	1	1	9
Region 8	16	1	3	1	21
Region 9	24	1	9	1	35
TOTAL	110	9	31	9	159

CSoC Children Inpatient Psychiatric Utilization

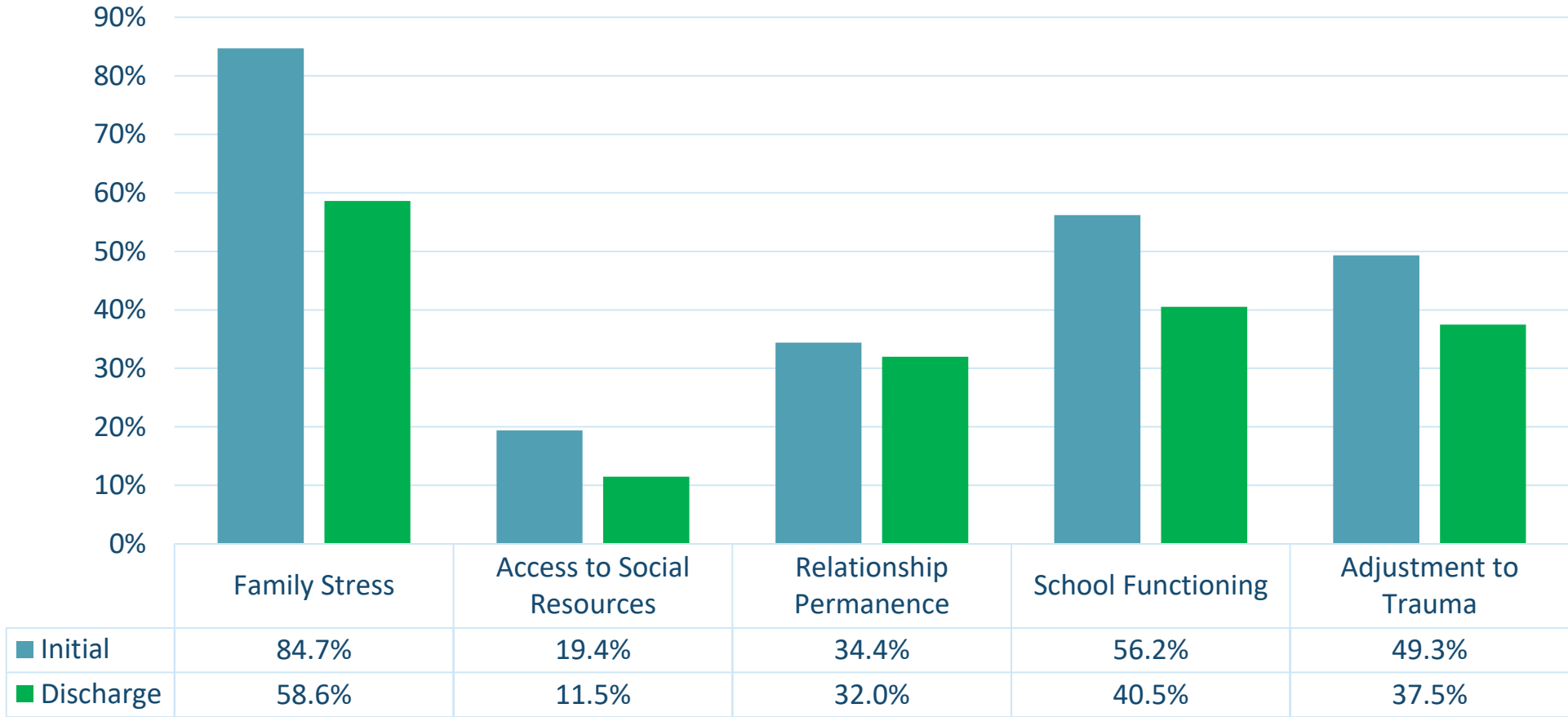
Indicator	Number
Number of Members with Any Inpatient Days	205
Number of Children Enrolled during Reporting Period	3,081
Percent	6.7%
Number of Members Discharged from an Inpatient setting	292
Total Number of Days Discharging Members Stayed in Inpatient setting	1,771
ALOS	6.1



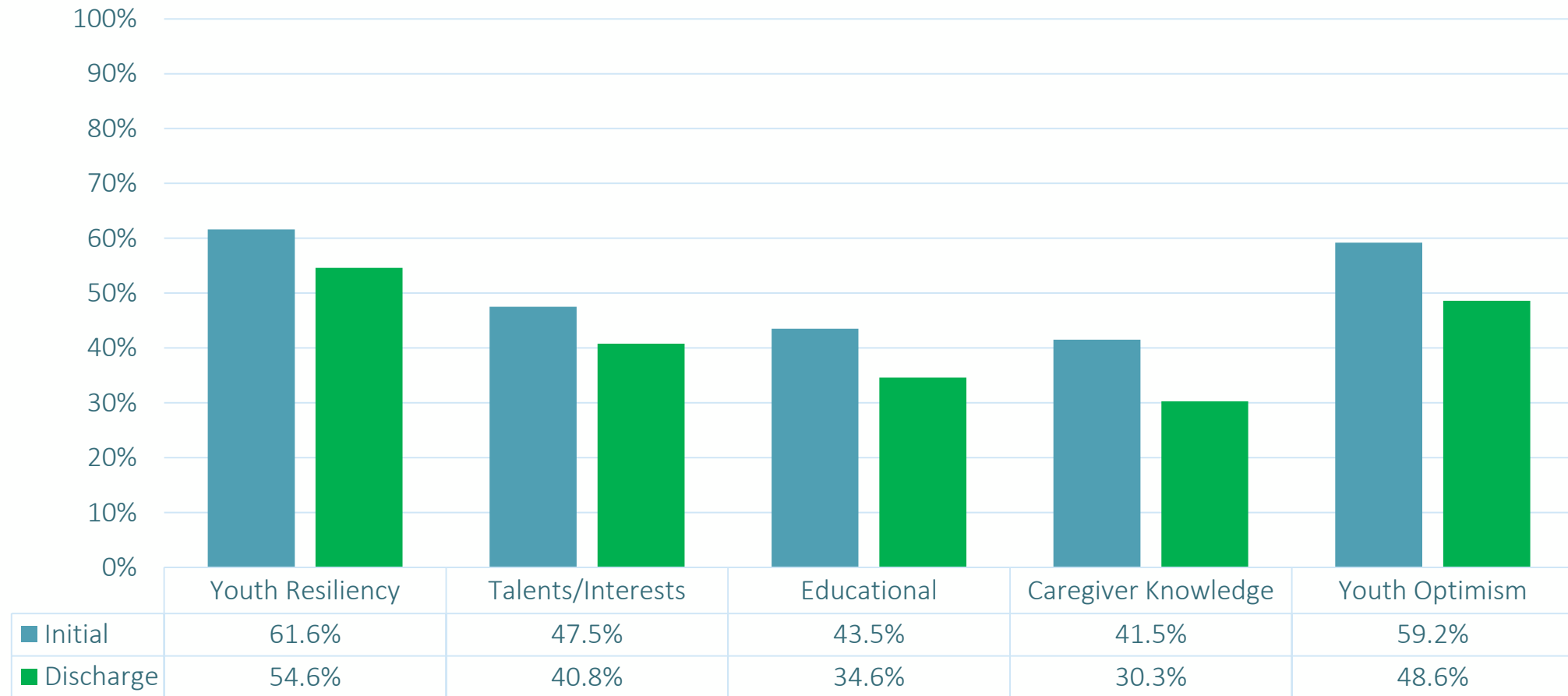
Child and Adolescent Needs and Strengths (CANS) Outcomes: Clinical Functioning



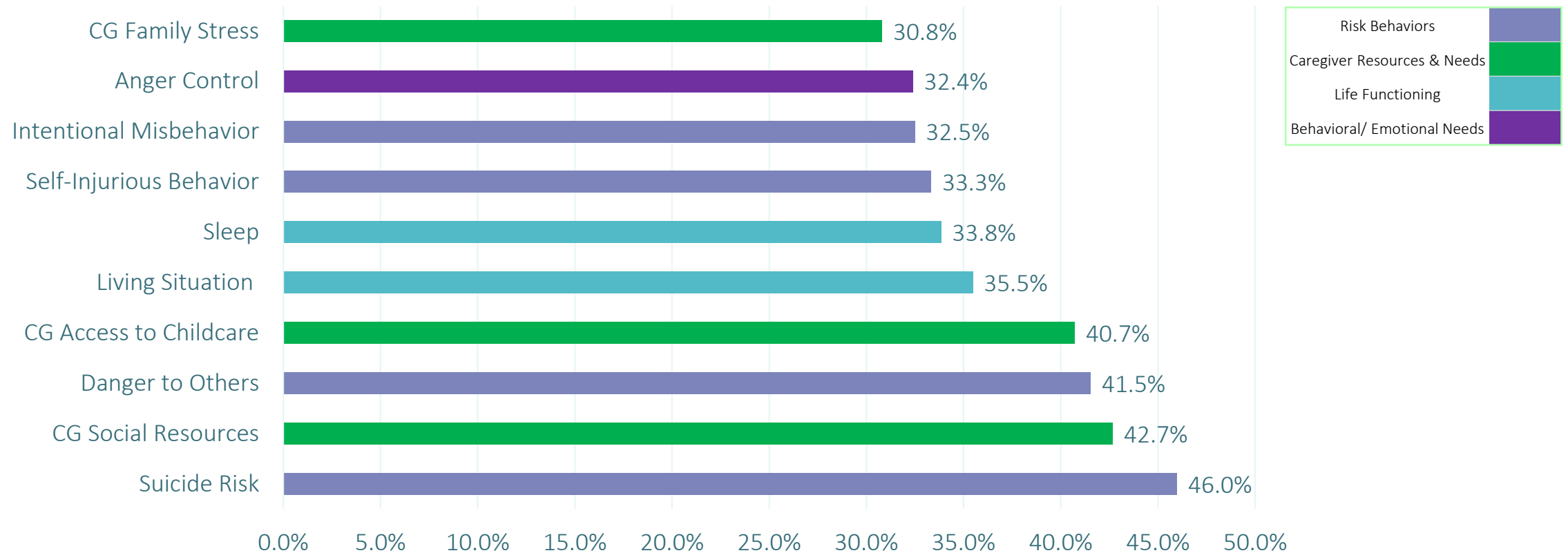
CANS Outcomes: Reduction in Prevalence of Actionable Needs (2024)



CANS Outcomes: Improvements in Strength Items (2024)



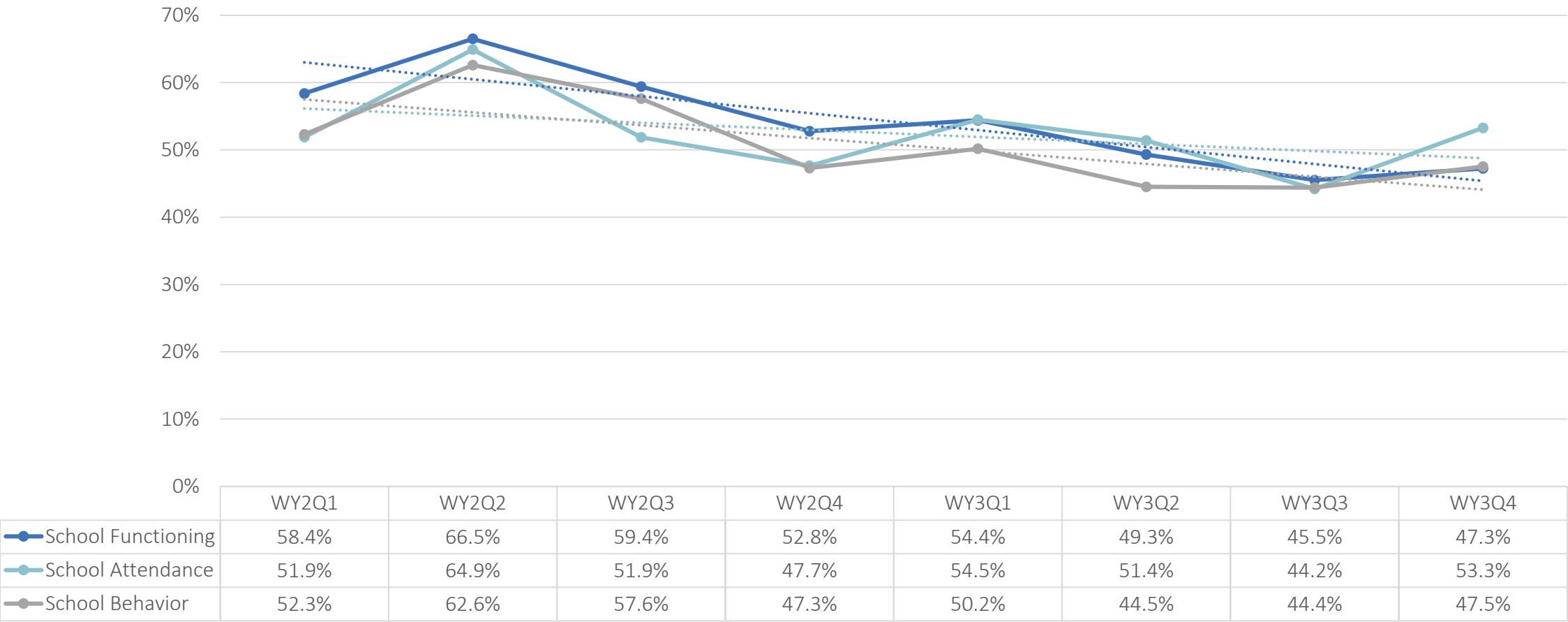
CANS Outcomes: Top 10 Needs with Greatest Prevalence Reduction (2024)



* Percent change in youth rated 2 or 3 (actionable need) from initial to discharge CANS assessments in 2024.

* Includes items with ≥5% prevalence at enrollment among CSoC participants.

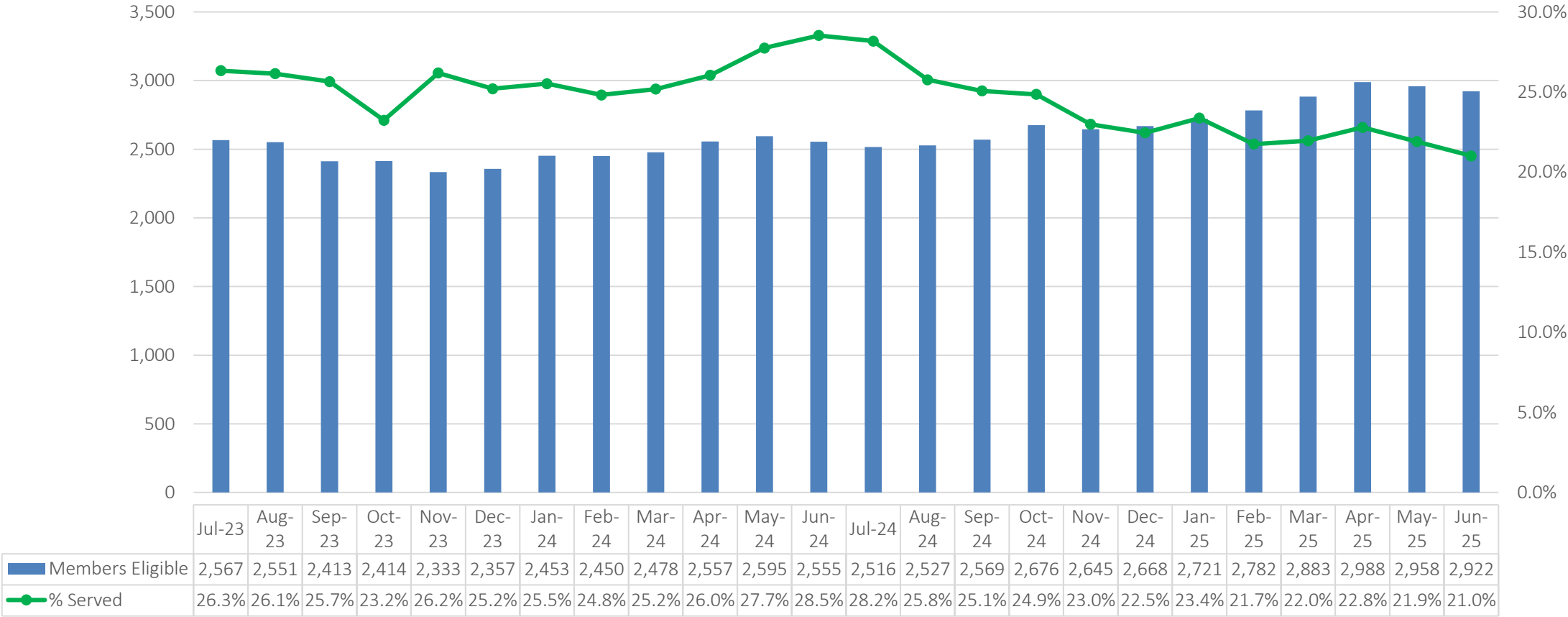
CANS: School Functioning



Individualized Education Plan (IEP)

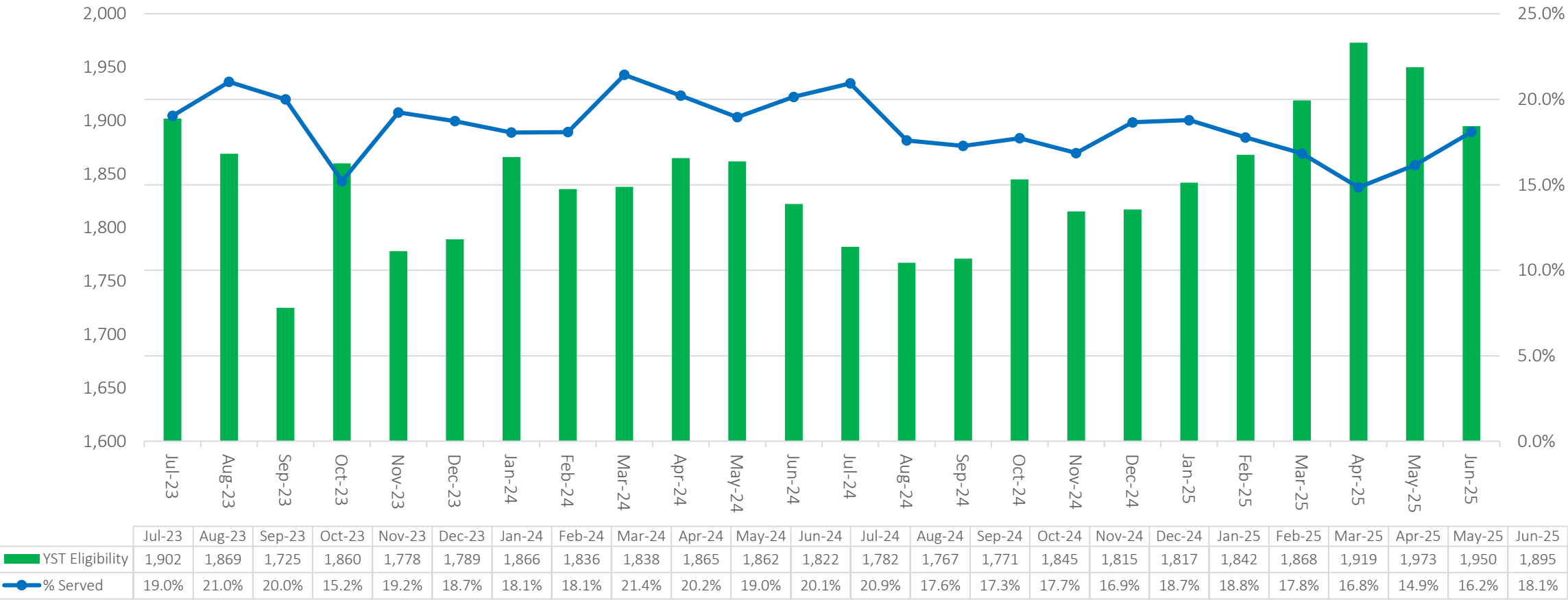
Reporting Periods	WY2 Q1 (07/23 – 09/23)	WY2 Q2 (10/23– 12/23)	WY2 Q3 (01/24– 03/24)	WY2 Q4 (04/24– 06/24)	WY3 Q1 (07/24– 09/24)	WY3 Q2 (10/24– 12/24)	WY3 Q3 (01/25– 03/25)	WY3 Q4 (04/25– 06/25)
Reported Count	2,623	2,437	2,454	2,585	2,587	2,700	2,816	2,949
# of members enrolled in IEP	1,095	1,043	1,142	1,144	1,122	1,152	1,182	1,203
% of IEPs (Count of IEP enrollment / Reported Count)	41.75%	42.80%	46.54%	44.25%	43.56%	42.67%	41.97%	40.79%
% of IEPs (Count of IEP enrollment / Total Members)	39.70%	39.84%	42.30%	40.15%	41.31%	39.74%	39.14%	38.22%

Parent Support and Training (PST) Utilization



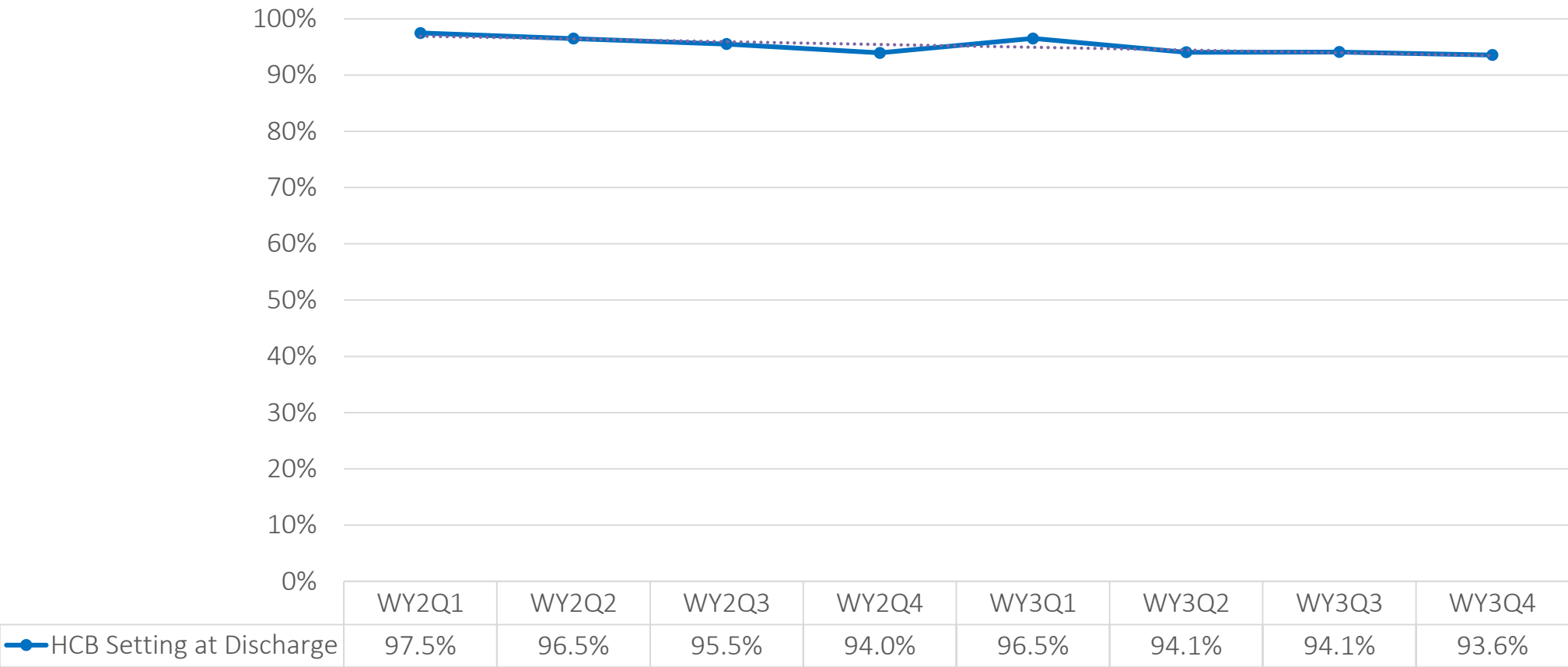
**Members Served from 11/2023 forward is calculated using PST F2F Claims.*

Youth Support and Training (YST) Utilization

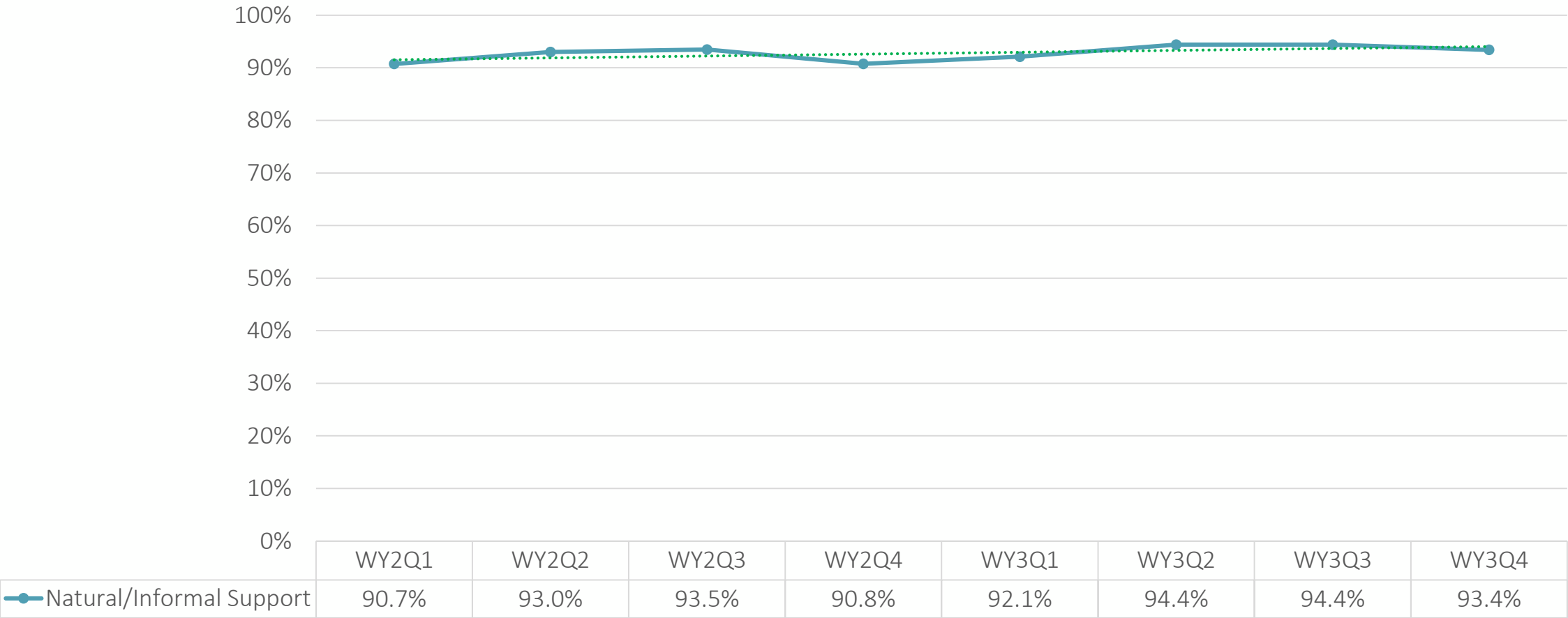


**Members Served from 11/2023 forward is calculated using YST F2F Claims.*

Living Situation at Discharge



Natural and Informal Support Utilization



THANK YOU

Dana Foster

Coordinated System of Care (CSoC) Director

Dana.Foster@la.gov | (225) 342-8134

