

ORIGINAL 2nd

AMENDMENT TO
AGREEMENT BETWEEN STATE OF LOUISIANA
DEPARTMENT OF HEALTH AND HOSPITALS

Amendment #: 3
CFMS #: 708106
DOA #: 305-200571
DHH #: 057751
Original Contract Amt 925792432
Original Contract Begin Date 02-01-2012
Original Contract End Date 01-31-2015

Medical Vendor Administration
Bureau of Health Services Financing
AND
Amerigroup Louisiana, Inc
Contractor Name

AMENDMENT PROVISIONS

Change Contract From: Maximum Amount: 847519625
See attachment A-3.

Change To: Maximum Amount: 838259212
See attachment A-3.

Justification:
See attachment A-3.

APPROVED
Office of the Governor
Office of Contractual Review

NOV 20 2012

Pamela Bartley Rice
DIRECTOR

This Amendment Becomes Effective: 08-01-2012

This amendment contains or has attached hereto all revised terms and conditions agreed upon by contracting parties.

IN WITNESS THEREOF, this amendment is signed and entered into on the date indicated below.

CONTRACTOR
Amerigroup Louisiana, Inc
CONTRACTOR SIGNATURE: [Signature] DATE: 5/15/12
PRINT NAME: George Bucher
CONTRACTOR TITLE: Chief Executive Officer


STATE OF LOUISIANA
DEPARTMENT OF HEALTH AND HOSPITALS
Secretary, Department of Health and Hospital or Designee
SIGNATURE: [Signature] DATE: 11/15/12
NAME: Jerry Phillips
TITLE: Undersecretary, DHH
OFFICE: Office of Management and Finance
PROGRAM SIGNATURE: [Signature] DATE:
NAME: Madeline McAndrew

Bayou Health – AMG Contract Amendment Attachment A-3

Exhibit/ Attachment	Document	Change From	Change To																																																
Exhibit E	RFP 305 PUR- DHHRFP- CCN-P-MVA	(12.11.2.1 Last sub-bullet of last bullet.) A Provider Directory (also must be available in searchable format on-line).	(12.11.2.1 Last sub-bullet of last bullet.) A Provider Directory <u>when specifically requested by the member</u> (also must be available in searchable format on-line).																																																
Exhibit E, Attachment 3	RFP 305 PUR- DHHRFP- CCN-P-MVA	<p>(Table and Notes on Page 1)</p> <table border="1" style="width: 100%; border-collapse: collapse;"> <thead> <tr> <th style="text-align: center;">Contract Year</th> <th style="text-align: center;">Anticipated Member Months</th> <th style="text-align: center;">Average PMPM</th> <th style="text-align: center;">Maximum Contract Amount</th> </tr> </thead> <tbody> <tr> <td style="text-align: center;">1 Jan-Jun</td> <td style="text-align: center;">561,845</td> <td style="text-align: center;">\$172.04</td> <td style="text-align: right;">\$96,659,814</td> </tr> <tr> <td style="text-align: center;">1 Jul-Dec</td> <td style="text-align: center;">890,346</td> <td style="text-align: center;">*</td> <td style="text-align: right;">\$147,503,622</td> </tr> <tr> <td style="text-align: center;">2</td> <td style="text-align: center;">1,807,402</td> <td style="text-align: center;">**</td> <td style="text-align: right;">\$299,432,352</td> </tr> <tr> <td style="text-align: center;">3</td> <td style="text-align: center;">1,834,513</td> <td style="text-align: center;">**</td> <td style="text-align: right;">\$303,923,838</td> </tr> <tr> <td colspan="3" style="text-align: center;">Total</td> <td style="text-align: right;">\$847,519,625</td> </tr> </tbody> </table> <p>* Based on projected Bayou Health enrollment for this period of 910,000. Assumes enrollment increase for the entire period. ** Based on projected Bayou Health enrollment for this period 1.5% over previous period. Assumes enrollment increase for the entire period.</p>	Contract Year	Anticipated Member Months	Average PMPM	Maximum Contract Amount	1 Jan-Jun	561,845	\$172.04	\$96,659,814	1 Jul-Dec	890,346	*	\$147,503,622	2	1,807,402	**	\$299,432,352	3	1,834,513	**	\$303,923,838	Total			\$847,519,625	<p>(Replace Table and Notes on Page 1)</p> <table border="1" style="width: 100%; border-collapse: collapse;"> <thead> <tr> <th style="text-align: center;">Contract Year</th> <th style="text-align: center;">Anticipated Member Months</th> <th style="text-align: center;">Average PMPM</th> <th style="text-align: center;">Maximum Contract Amount</th> </tr> </thead> <tbody> <tr> <td style="text-align: center;">1 Feb-Jul¹</td> <td style="text-align: center;">██████████</td> <td style="text-align: center;">██████████</td> <td style="text-align: right;">\$91,886,339</td> </tr> <tr> <td style="text-align: center;">1 Aug-Jan²</td> <td style="text-align: center;">890,346</td> <td style="text-align: center;">\$164.68</td> <td style="text-align: right;">\$146,622,179</td> </tr> <tr> <td style="text-align: center;">2³</td> <td style="text-align: center;">1,807,402</td> <td style="text-align: center;">\$164.68</td> <td style="text-align: right;">\$297,643,024</td> </tr> <tr> <td style="text-align: center;">3⁴</td> <td style="text-align: center;">1,834,513</td> <td style="text-align: center;">\$164.68</td> <td style="text-align: right;">\$302,107,669</td> </tr> <tr> <td colspan="3" style="text-align: center;">Total</td> <td style="text-align: right;">\$838,259,212</td> </tr> </tbody> </table> <p>¹ Maximum Contract Amount reflects actual payments for this period. ² Anticipated Member Months uses 7/12/2012 enrollment plus 7,000 for each month of this period. ³ Anticipated Member Months uses 101.5% of the sum of 7/12/2012 enrollment and 7,000 for each month of Contract Year 2. ⁴ Contract Year 3 Anticipated Member Months is 101.5% of Contract Year 2 Anticipated Member Months.</p>	Contract Year	Anticipated Member Months	Average PMPM	Maximum Contract Amount	1 Feb-Jul ¹	██████████	██████████	\$91,886,339	1 Aug-Jan ²	890,346	\$164.68	\$146,622,179	2 ³	1,807,402	\$164.68	\$297,643,024	3 ⁴	1,834,513	\$164.68	\$302,107,669	Total			\$838,259,212
Contract Year	Anticipated Member Months	Average PMPM	Maximum Contract Amount																																																
1 Jan-Jun	561,845	\$172.04	\$96,659,814																																																
1 Jul-Dec	890,346	*	\$147,503,622																																																
2	1,807,402	**	\$299,432,352																																																
3	1,834,513	**	\$303,923,838																																																
Total			\$847,519,625																																																
Contract Year	Anticipated Member Months	Average PMPM	Maximum Contract Amount																																																
1 Feb-Jul ¹	██████████	██████████	\$91,886,339																																																
1 Aug-Jan ²	890,346	\$164.68	\$146,622,179																																																
2 ³	1,807,402	\$164.68	\$297,643,024																																																
3 ⁴	1,834,513	\$164.68	\$302,107,669																																																
Total			\$838,259,212																																																
Exhibit E, Appendix G	RFP 305 PUR- DHHRFP- CCN-P-MVA	(Letter from Mercer to Ruth Kennedy dated “July 11, 2012” and entitled “REVISED Louisiana BAYOU HEALTH Plans – Prepaid Program Rate Development and Actuarial Certification for the period July 1 through December 31, 2012.”)	(Letter from Mercer to Madeline McAndrew dated “September 14, 2012” and entitled “REVISED Louisiana BAYOU HEALTH Plans – Prepaid Program Rate Development and Actuarial Certification for the period August 1 through December 31, 2012.” See attached.)																																																

Bayou Health – AMG Contract Amendment Attachment A-3

Exhibit/ Attachment	Document	Change From	Change To
Exhibit E	RFP 305 PUR- DHHRFP- CCN-P-MVA	15.5.1. In accordance with 42 CFR §455.1(a)(1) and §455.17, the CCN shall be responsible for promptly reporting suspected fraud, abuse, waste and neglect information to the state’s Office of Inspector General Medicaid Fraud Control Unit (MFCU), and DHH within five (5) business days of discovery, taking prompt corrective actions and cooperating with DHH in its investigation of the matter(s). Additionally, the CCN shall notify DHH within three (3) business days of the time it receives notice that action is being taken against the CCN or CCN employee, network providers contractor or contractor employee or under the provisions of Section 1128(a) or (b) of the Social Security Act (42 U.S.C. §1320a-7) or any contractor which could result in exclusion, debarment, or suspension of the CCN or a contractor from the Medicaid or CHIP program, or any program listed in Executive Order 12549.	15.5.1. In accordance with 42 CFR §455.1(a)(1) and §455.17, the CCN shall be responsible for promptly reporting suspected fraud, abuse, waste and neglect information to the state’s Office of Inspector <u>Attorney</u> General Medicaid Fraud Control Unit (MFCU), and DHH within five (5) business days of discovery, taking prompt corrective actions and cooperating with DHH in its investigation of the matter(s). Additionally, the CCN shall notify DHH within three (3) business days of the time it receives notice that action is being taken against the CCN or CCN employee, network providers contractor or contractor employee or under the provisions of Section 1128(a) or (b) of the Social Security Act (42 U.S.C. §1320a-7) or any contractor which could result in exclusion, debarment, or suspension of the CCN or a contractor from the Medicaid or CHIP program, or any program listed in Executive Order 12549.



Nicholas J. Simmons, FIA, FSA, MAAA
Principal

Sudha Shenoy, FSA, MAAA, CERA
Principal

Government Human Services Consulting
3560 Lenox Road, Suite 2400
Atlanta, GA 30326
404 442 3196
Nick.Simmons@mercer.com
404 442 3249
Sudha.Shenoy@mercer.com
www.mercer-government.mercer.com

Ms. Madeline McAndrew
BAYOU HEALTH Program Director
Louisiana Department of Health and Hospitals
Bureau of Health Services Financing
628 North 4th Street
Baton Rouge, LA 70821

September 14, 2012

Subject: REVISED Louisiana BAYOU HEALTH Plans – Prepaid Program Rate Development and Actuarial Certification for the period August 1 through December 31, 2012

Dear Ms. McAndrew:

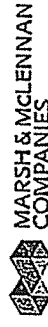
The Louisiana Department of Health and Hospitals (DHH) contracted with Mercer Government Human Services Consulting (Mercer) to develop actuarially sound capitation rate ranges for the State of Louisiana's BAYOU HEALTH Program – Prepaid Model for the period August 1 through December 31, 2012. This certification replaces the rates we certified on August 10, 2012 to incorporate DHH's amended decision regarding the placement of the rates within the rate ranges.


This letter presents an overview of the methodology used in Mercer's managed care rate development for the purpose of satisfying the requirements of the Centers for Medicare and Medicaid Services (CMS). This rate development process was based on Medicaid fee-for-service (FFS) medical claims and resulted in development of a range of actuarially sound rates for each rate cell. We then worked with DHH to develop a single proposed set of actuarially sound rates for each region and rate cell combination, which are attached to and certified within this letter.

Rate Methodology Overview

Capitation rate ranges for the Prepaid program were developed in accordance with rate-setting guidelines established by CMS. One of the key considerations in the rate range development was the base data. Mercer worked with DHH to obtain Medicaid FFS data from State Fiscal Year (SFY) 2010 and SFY 2011. Louisiana's SFY runs from July 1st through June 30th of the following year. Restrictions were applied to the enrollment and FFS claims data so that it matched the populations and benefit package defined in the Contract.

CONSULTING. OUTSOURCING. INVESTMENTS.





Page 2

September 14, 2012

Ms. Madeline McAndrew

Louisiana Department of Health and Hospitals

To develop capitation rates, adjustments were applied to the base data consistent with the CMS Capitated Rate-Setting Checklist:

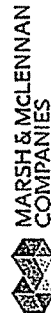
- Removal of enrollment and claims during periods of retroactive eligibility (AA.3.4);
- Completion factors to account for unpaid claims at the time of the data submission (AA.3.14);
- Adjustment to reflect amounts paid outside of the Louisiana Medicaid Management Information System (MMIS), including but not limited to inpatient outlier stays, inpatient and outpatient cost reconciliations, and fraud and abuse recoupments (AA.3.0);
- Trend factors to forecast the expenditures and utilization to the appropriate contract period (AA.3.10);
- Prospective and historic program changes not reflected in the base data (AA.3.1);
- Data smoothing (AA.5.0); and
- Administration loading, including projected underwriting gain (AA.3.2).


The resulting rate ranges for each individual rate cell were gross of Graduate Medical Education (GME) payments to teaching hospitals provided in the Louisiana Medicaid State Plan. Mercer then worked with DHH to develop a single, actuarially sound rate, gross of GME for each rate cell. Finally, Mercer developed a GME adjustment for each rate cell designed to reduce the gross rates to net rates consistent with DHH's decision to continue paying exactly the same GME amounts as in the State Plan directly to the teaching hospitals. The resulting net rates are certified as actuarially sound later in this letter.

Base Data Development

Mercer was provided with Medicaid FFS enrollment and claims data from SFY10 and SFY11 with runoff through August 2011, to develop the capitation rates. Mercer was also provided with supplemental data files containing information on outlier claims paid outside of the MMIS system, fraud and abuse recoupments, GME payments, and inpatient and outpatient hospital cost settlements. These payments/recoupments outside of the MMIS system (in some instances based on estimates) have been added to or subtracted from the base claims data, as appropriate, so that the relevant cost for the population eligible for enrollment in the Prepaid program is replicated.

CONSULTING. OUTSOURCING. INVESTMENTS.





Page 3

September 14, 2012

Ms. Madeline McAndrew

Louisiana Department of Health and Hospitals

Mercer reviewed the data provided by the State for consistency and reasonableness and determined that the data appears appropriate for the purpose of setting capitation rates for the Prepaid program. Attachment D provides the certification by the State for the data used for setting prepaid capitation rates.

Enrollment Data

The enrollment file supplied by DHH's fiscal agent provided all enrollment records for each member for each month. Therefore, if a member's eligibility status was retroactively changed, both the old and the new records were present. Most often this occurred because a recipient was retroactively categorized as SSI from Family and Children. In this case, the enrollment file would have included both the SSI enrollment record and the Family and Children record for the same month. Mercer worked with DHH to develop a hierarchy to determine the appropriate unique enrollment record to use – typically the SSI record. This treatment is consistent with DHH's proposed policy to recoup the prior capitation payments and re-pay the corrected rates for up to twelve months when status changes retroactively.

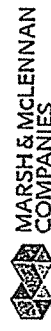
Claims Data

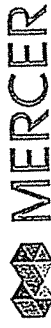
Mercer used SFY10 and SFY11 FFS data as the data source. The FFS data reflects the actual medical expenses to DHH of providing health care coverage for the Prepaid eligible population. The expenses are net Third Party Liability and subrogation. Mercer reviewed the FFS data to ensure it appeared reasonable and appropriate but did not audit the data. Specifically, Mercer reviewed the following issues:

- Completeness and consistency of incurred claims over time;
- Consistency between FFS claims data and DHH published reports;
- All payments outside of the MMIS claims system appeared to be properly accounted for; and
- The data appeared to have been properly restricted to those services and populations to be covered under the Prepaid program.

Adjustments were made to the FFS data to reflect the complete cost of an actuarially equivalent population for the Prepaid contract.

CONSULTING. OUTSOURCING. INVESTMENTS.





Page 4

September 14, 2012

Ms. Madeline McAndrew

Louisiana Department of Health and Hospitals

Outlier Claims for Children Under 6 Years – DHH makes payments to a maximum of \$10 million, annually, for outlier claims incurred during an inpatient admission for children under 6 years old outside of the MMIS. Adding outlier claims with a cap of \$10 million per year to the base data resulted in an increase to cost of 0.57% in SFY10 and 0.61% in SFY11.

Incurred-but-not-Reported Claims Adjustments – Mercer estimated and adjusted for the remaining liability associated with incurred-but-not-reported claims for SFY10 and SFY11. The overall adjustments for SFY10 and SFY11, using paid claims data through August 2011, were -0.06% and 3.68%, respectively.

Fraud-and-Abuse Recoupments – Adjustments were made for recoupments due to fraud-and-abuse recoveries. Those adjustments were -0.10% in SFY10 and -0.20% in SFY11.

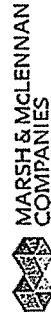
Graduate Medical Education (GME) (AA.3.8) – DHH will be making payments for GME outside of the capitation rates. Therefore, after developing the gross rates, Mercer made adjustments to remove GME payments from the net rates.

Inpatient, Outpatient Hospital Cost Settlements, and Supplemental Payments to High Medicaid Community Hospitals – LSU state hospitals and other hospitals receive settlements based on cost reports. Certain "High Medicaid Community Hospitals" also receive supplemental payments that are provided for in the State plan. BAYOU HEALTH plans are required to pay at least the FFS Medicaid rate when contracting with the hospitals including the impact of cost settlements. Mercer applied adjustments of 1.06% in SFY10, and 0.98% in SFY11, to capture the impact of cost settlements made outside of the MMIS.

Retroactive Eligibility (AA.3.4) – Individuals will not enroll with a health plan until Medicaid eligible. Even after receiving Medicaid eligibility, it may take 30 days to become enrolled in a health plan. Therefore, enrollment and claims incurred during the retroactive period and those during the first month of Medicaid eligibility have been removed from our calculations. Infants are an exception because they are covered under the mother's plan from the date of birth.

Non-covered Populations (AA.2.1, AA.2.2) – In general, the Prepaid program includes individuals classified as SSI, Family and Children, Foster Children, Breast and Cervical Cancer, and HCBS Waiver. The following individuals are excluded from participation in the Prepaid program:

CONSULTING, OUTSOURCING, INVESTMENTS.





Page 5

September 14, 2012

Ms. Madeline McAndrew

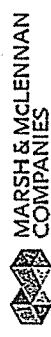
Louisiana Department of Health and Hospitals

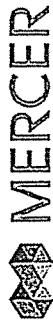
- Medicare Dually Eligible Individuals;
- Chisholm Class Members;
- Individuals Receiving Medicaid Hospice Services;
- Individuals Residing in Long-Term Care Facilities (Nursing Home, ICF/DD);
- Individuals Receiving Services for Three Months or Less (Medically Needy Spend-down);
- Undocumented Immigrants Eligible for Emergency Services Only;
- Enrollees receiving single service (family planning only); and
- LaCHIP Affordable Plan.

Non-covered Services (AA.2.4) – The Prepaid rates are based on services covered under the provider agreement. The following services have been excluded in the determination of the capitation rates:

- Services provided through DHH's Early-Steps Program;
- Dental Services;
- ICF/DD Services;
- Hospice;
- Personal Care Services (EPSDT and LT-PCS);
- Nursing Facility Services;
- Pharmacy;
- School-based Individualized Education Plan Services provided by a school district and billed through the intermediate school district, or school-based services funded with certified public expenditures including school nurses;
- Home and Community-Based Waiver Services;
- Specialized Behavioral Health, including hospital services provided to recipients with a mental health diagnosis; and
- Targeted Case Management Services.

CONSULTING, OUTSOURCING, INVESTMENTS.





Page 6

September 14, 2012

Ms. Madeline McAndrew

Louisiana Department of Health and Hospitals

Client Participation Amounts (AA.2.3, AA.3.13) – Costs associated with "spend-down" and post-eligibility treatment of income are not included in the base data.

Third-Party Liability (AA.3.6) – Recoveries associated with Third Party Liability and subrogation have been removed from claims.

DSH Payments (AA.3.5) – DSH payments are made outside of the MMIS system and have not been included in the capitation rates. Any such payments will be made outside of the capitation rates by DHH after implementation of the Prepaid program.

FQHC and RHC Reimbursement (AA.3.9) – DHH requires that all health plans reimburse FQHCs and RHCs at the Prospective Payment System (PPS) rate so that cash flows will be improved to these facilities. DHH will perform reconciliation quarterly to ensure that the PPS rate has been paid. In the unlikely event of a shortfall, the plans will pay the amount necessary to bring reimbursements to these facilities up to the PPS rate.

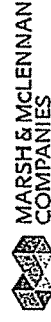
Co-payments (AA.3.7) – Co-pays are only applicable to prescription drugs. Since prescription drugs have been carved out of the Prepaid program, no additional adjustment is necessary for co-pays.

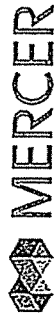
Primary Case Care Management (PCCM) Fee (AA.3.0) – Historically, Louisiana has paid a PCCM fee for members assigned to a primary care provider under the PCCM program. Since the PCCM fee is not allowed to be included in the capitation rates, Mercer has excluded the PCCM fee by excluding payments associated with procedure code CC001.

Rate Category Groupings

Rates will vary by the major categories of eligibility. Furthermore, where appropriate, the rates within a particular category of eligibility are subdivided into different age and gender bands to reflect differences in risk due to age and gender and during child bearing ages. In addition, due to the high cost associated with pregnancies, DHH will pay a maternity kickpayment to the plans for each delivery that takes place. The following is a list of the different rate cells for each eligibility category including the maternity kickpayment.

CONSULTING. OUTSOURCING. INVESTMENTS.






SSI	
• 0 - 2 Months, Male and Female	• 14 - 18 Years, Male and Female
• 3 - 11 Months, Male and Female	• 19 - 44 Years, Male and Female
• 1 - 5 Years, Male and Female	• 45+ Years, Male and Female
• 6 - 13 Years, Male and Female	
Family & Children	
• 0 - 2 Months, Male and Female	• 14 - 18 Years, Male
• 3 - 11 Months, Male and Female	• 19 - 44 Years, Female
• 1 - 5 Years, Male and Female	• 19 - 44 Years, Male
• 6 - 13 Years, Male and Female	• 45+ Years, Female
• 14 - 18 Years, Female	• 45+ Years, Male
Foster Care Children, All Ages	
HCBS Waiver	
• 0 - 18 Years, Male and Female	• 19+ Years, Male and Female
Maternity Kickpayment	
Breast and Cervical Cancer, All Ages	

Trend Development

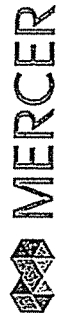
Trend is an estimate of the change in the overall cost of providing health care benefits over a finite period of time. A trend factor is necessary to estimate the expenses of providing health care services in a future period. Mercer reviewed a variety of sources to develop the trend assumptions. These sources included, but were not limited to:

- Health care economic indices such as Consumer Price Index for the South-Atlantic region,
- Mercer's regression analysis applied to trends exhibited in the FFS claims data,
- Trends in other state Medicaid programs for similar populations, and
- Judgment regarding economic outlook balancing a variety of sources.

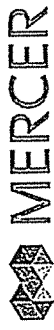


Mercer developed individual trends for each category of eligibility and service category. Mercer's target trend can be found in the following table.

COA Description	COS Description	Utilization	Unit Cost	PMPM Trend
SSI	Inpatient Hospital	1.31%	0.00%	1.31%
SSI	Outpatient Hospital	5.74%	3.75%	9.71%
SSI	Primary Care Physician	3.62%	0.00%	3.62%
SSI	Specialty Care Physician	3.62%	0.00%	3.62%
SSI	FQHC/RHC	3.62%	2.00%	5.69%
SSI	EPSDT	3.62%	0.00%	3.62%
SSI	Certified Nurse Practitioners/Clinical Nurse	3.62%	0.00%	3.62%
SSI	Lab/Radiology	3.62%	0.00%	3.62%
SSI	Home Health	3.62%	0.00%	3.62%
SSI	Emergency Transportation	3.74%	0.00%	3.74%
SSI	Non-Emergency Transportation	3.74%	0.00%	3.74%
SSI	Rehabilitation Services (OT, PT, ST)	3.62%	0.00%	3.62%
SSI	DME	3.62%	0.00%	3.62%
SSI	Clinic	3.62%	0.00%	3.62%
SSI	Family Planning	3.62%	0.00%	3.62%
SSI	Other	3.62%	0.00%	3.62%
SSI	Emergency Room	5.74%	3.75%	9.71%
SSI	Basic Behavioral Health	3.62%	0.00%	3.62%
Family and Children	Inpatient Hospital	0.87%	0.00%	0.87%
Family and Children	Outpatient Hospital	4.74%	3.75%	8.68%
Family and Children	Primary Care Physician	2.74%	0.00%	2.74%
Family and Children	Specialty Care Physician	2.74%	0.00%	2.74%
Family and Children	FQHC/RHC	2.74%	2.00%	4.80%
Family and Children	EPSDT	2.74%	0.00%	2.74%
Family and Children	Certified Nurse Practitioners/Clinical Nurse	2.74%	0.00%	2.74%
Family and Children	Lab/Radiology	3.62%	0.00%	3.62%
Family and Children	Home Health	3.62%	0.00%	3.62%
Family and Children	Emergency Transportation	3.74%	0.00%	3.74%
Family and Children	Non-Emergency Transportation	3.74%	0.00%	3.74%
Family and Children	Rehabilitation Services (OT, PT, ST)	3.62%	0.00%	3.62%

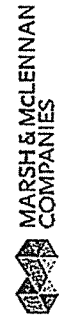


COA Description	COS Description	Utilization	Unit Cost	IPMPM Trend
Family and Children	DME	3.62%	0.00%	3.62%
Family and Children	Clinic	2.74%	0.00%	2.74%
Family and Children	Family Planning	2.74%	0.00%	2.74%
Family and Children	Other	3.62%	0.00%	3.62%
Family and Children	Emergency Room	4.74%	3.75%	8.68%
Family and Children	Basic Behavioral Health	2.74%	0.00%	2.74%
Foster Care Children	Inpatient Hospital	1.31%	0.00%	1.31%
Foster Care Children	Outpatient Hospital	5.74%	3.75%	9.71%
Foster Care Children	Primary Care Physician	3.62%	0.00%	3.62%
Foster Care Children	Specialty Care Physician	3.62%	0.00%	3.62%
Foster Care Children	FQHC/RHC	3.62%	2.00%	5.69%
Foster Care Children	EPSDT	3.62%	0.00%	3.62%
Foster Care Children	Certified Nurse Practitioners/Clinical Nurse	3.62%	0.00%	3.62%
Foster Care Children	Lab/Radiology	3.62%	0.00%	3.62%
Foster Care Children	Home Health	3.62%	0.00%	3.62%
Foster Care Children	Emergency Transportation	3.74%	0.00%	3.74%
Foster Care Children	Non-Emergency Transportation	3.74%	0.00%	3.74%
Foster Care Children	Rehabilitation Services (OT, PT, ST)	3.62%	0.00%	3.62%
Foster Care Children	DME	3.62%	0.00%	3.62%
Foster Care Children	Clinic	3.62%	0.00%	3.62%
Foster Care Children	Family Planning	3.62%	0.00%	3.62%
Foster Care Children	Other	3.62%	0.00%	3.62%
Foster Care Children	Emergency Room	5.74%	3.75%	9.71%
Foster Care Children	Basic Behavioral Health	3.62%	0.00%	3.62%
Breast and Cervical Cancer	Inpatient Hospital	1.31%	0.00%	1.31%
Breast and Cervical Cancer	Outpatient Hospital	5.74%	3.76%	9.71%
Breast and Cervical Cancer	Primary Care Physician	3.62%	0.00%	3.62%
Breast and Cervical Cancer	Specialty Care Physician	3.62%	0.00%	3.62%



Page 10
 September 14, 2012
 Ms. Madeline McAndrew
 Louisiana Department of Health and Hospitals

COA Description	COS Description	Utilization	Unit Cost	PMPM Trend
Breast and Cervical Cancer	FQHC/RHC	3.62%	2.00%	5.69%
Breast and Cervical Cancer	EPSDT	3.62%	0.00%	3.62%
Breast and Cervical Cancer	Certified Nurse Practitioners/Clinical Nurse	3.62%	0.00%	3.62%
Breast and Cervical Cancer	Lab/Radiology	3.62%	0.00%	3.62%
Breast and Cervical Cancer	Home Health	3.62%	0.00%	3.62%
Breast and Cervical Cancer	Emergency Transportation	3.74%	0.00%	3.74%
Breast and Cervical Cancer	Non-Emergency Transportation	3.74%	0.00%	3.74%
Breast and Cervical Cancer	Rehabilitation Services (OT, PT, ST)	3.62%	0.00%	3.62%
Breast and Cervical Cancer	DME	3.62%	0.00%	3.62%
Breast and Cervical Cancer	Clinic	3.62%	0.00%	3.62%
Breast and Cervical Cancer	Family Planning	3.62%	0.00%	3.62%
Breast and Cervical Cancer	Other	3.62%	0.00%	3.62%
Breast and Cervical Cancer	Emergency Room	5.74%	3.75%	9.71%
Breast and Cervical Cancer	Basic Behavioral Health	3.62%	0.00%	3.62%
HCBS Waiver	Inpatient Hospital	3.62%	0.00%	3.62%
HCBS Waiver	Outpatient Hospital	7.62%	4.01%	11.94%
HCBS Waiver	Primary Care Physician	5.62%	0.00%	5.62%
HCBS Waiver	Specialty Care Physician	5.62%	0.00%	5.62%
HCBS Waiver	FQHC/RHC	5.62%	2.00%	7.73%



CONSULTING, OUTSOURCING, INVESTMENTS.



COA Description	COS Description	Utilization	Unit Cost	PMPM Trend
HCBS Waiver	EPSDT	5.62%	0.00%	5.62%
HCBS Waiver	Certified Nurse Practitioners/Clinical Nurse	5.62%	0.00%	5.62%
HCBS Waiver	Lab/Radiology	7.74%	0.00%	7.74%
HCBS Waiver	Home Health	7.74%	0.00%	7.74%
HCBS Waiver	Emergency Transportation	6.74%	0.00%	6.74%
HCBS Waiver	Non-Emergency Transportation	6.74%	0.00%	6.74%
HCBS Waiver	Rehabilitation Services (OT, PT, ST)	7.74%	0.00%	7.74%
HCBS Waiver	DME	7.74%	0.00%	7.74%
HCBS Waiver	Clinic	5.62%	0.00%	5.62%
HCBS Waiver	Family Planning	5.62%	0.00%	5.62%
HCBS Waiver	Other	7.74%	0.00%	7.74%
HCBS Waiver	Emergency Room	8.04%	3.81%	12.16%
HCBS Waiver	Basic Behavioral Health	5.62%	0.00%	5.62%
Maternity Kickpayment	Maternity Kickpayment	0.00%	0.00%	0.00%

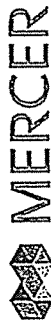
The overall annualized per member per month (PMPM) trend assumption for the Prepaid program is 3.50%.

Programmatic Changes/Rate Issues

Programmatic change adjustments recognize the impact of benefit or eligibility changes that took place during or after the base year. Mercer applied programmatic change adjustments to incorporate factors not fully reflected in the base data. These adjustments were mutually exclusive and made only once in the rate-setting process.

Changes to Inpatient Hospital Reimbursement – Various changes have been made to hospital per diem rates. Effective for dates of service on or after August 1, 2012, the inpatient per diem rates as of January 1, 2011, and applicable cost settlements are reduced by 3.7% for children's and private hospitals and 10% for State hospitals. Rural hospitals continue to be excluded from the rate reductions.

Changes to the Laboratory/Radiology Fee Schedule – There have been various changes to fee schedules. Most recently, effective for dates of service on or after July 1, 2012, the



Page 12

September 14, 2012

Ms. Madeline McAndrew

Louisiana Department of Health and Hospitals

reimbursement rates for laboratory services was reduced by 3.7% of the fee amounts on file as of January 1, 2011.

Outpatient Hospital Fee Schedule Changes *Children's Specialty Hospitals*

Effective for dates of service on or after August 1, 2012, the reimbursement paid to children's specialty hospitals for clinical diagnostic laboratory, rehabilitation services, and outpatient hospital facility fees for office/outpatient visits is reduced by 3.7% of the fee schedule on file as of January 1, 2011.


Through August 3, 2009, children's specialty hospitals were cost settled at 83.18% of allowable cost for other outpatient hospital services. From August 4, 2009 through August 31, 2009, these hospitals were cost settled at 78.48% of allowable cost. From September 1, 2009 through February 2, 2010, these hospitals were cost settled at 97.00% of allowable cost. From February 3, 2010 through July 31, 2010, these hospitals were cost settled at 92.15% of allowable cost. From August 1, 2010 through December 31, 2010, these hospitals were cost settled at 87.91% of allowable cost. From January 1, 2011 through July 31, 2012, these hospitals were cost settled at 86.15% of allowable cost. From August 1, 2012 forward, these hospitals' cost settlements are to be reduced by 3.7% of allowable cost as calculated through the cost report settlement process, making final reimbursement 82.96%.

Non-State and Non-Rural Hospitals

Again, there have been various changes to fee schedules. Most recently, effective for dates of service on or after August 1, 2012, the reimbursement paid to non-rural, non-state hospitals for outpatient clinical diagnostic laboratory services, surgeries, rehabilitation services, and hospital facility fees for office/outpatient visits is reduced by 3.7% of the fee schedule on file as of January 1, 2011.

Through August 3, 2009, non-state and non-rural outpatient hospitals were cost settled at 83.18% of cost. From August 4, 2009 through February 2, 2010, these hospitals were cost settled at 78.48% of cost. From February 3, 2010 through July 31, 2010, these hospitals were cost settled at 74.56% of cost. From August 1, 2010 through December 31, 2010, these hospitals were cost settled at 71.13% of cost. From January 1, 2011 through July 31, 2012, these hospitals were cost settled at 69.71% of allowable cost. From August 1, 2012 forward, these hospitals' cost settlements are to be reduced by 3.7% of allowable cost as calculated through the cost report settlement process, making final reimbursement 67.13%.

CONSULTING. OUTSOURCING. INVESTMENTS.





Page 13

September 14, 2012

Ms. Madeline McAndrew

Louisiana Department of Health and Hospitals

State Hospitals

Effective for dates of service on or after August 1, 2012, the reimbursement paid to State hospitals for outpatient clinical diagnostic laboratory services, surgeries, rehabilitation services, and hospital facility fees for office/outpatient visits is reduced by 10.0% of the fee schedule on file as of July 31, 2012.

Through July 31, 2012, State hospitals were cost settled at 100.0% of allowable cost for other outpatient services. From August 1, 2012 forward, these hospitals' cost settlements are to be reduced by 10.0% of allowable cost as calculated through the cost report settlement process, making final reimbursement 90.0%.

Physician Fee Schedule Changes

Effective July 1, 2012, in general, the reimbursement for non-FQHC/RHC physician services was reduced by 3.4% of the rates in effect on January 22, 2010. Exceptions to the general rule are primary care codes (99201-99499) and vaccine administration codes (90460-1, 90471-4) with specialties of Family Practice, Pediatrics, and Internal Medicine that are subject to reimbursement at 100% of Medicare in 2013, under the Affordable Care Act. In addition, cesarean deliveries and consult codes are reimbursed at the vaginal delivery rate or evaluation and management (E&M) rate, respectively.

Clinical Services-End Stage Renal Disease Facilities Non-Medicare Claims Reimbursement Rate Reduction

Various changes, most recently, effective for dates of service on or after July 1, 2012, the reimbursement to ESRD facilities was reduced by 3.7% of the rates in effect on January 1, 2011.

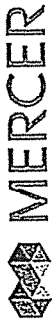
Non-Emergency Medical Transportation – Most recently, effective for dates of service on or after July 1, 2012, the reimbursement rates for non-emergency, non-ambulance medical transportation services was reduced by 3.7% of the rates in effect on January 1, 2011.

Emergency Medical Transportation – Most recently, effective on or after August 1, 2012, the reimbursement rates for emergency ambulance transportation services is reduced by 5.0% of the rate on file as of July 1, 2012.

CONSULTING. OUTSOURCING. INVESTMENTS.



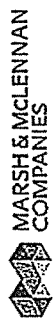
MARSH & MCLENNAN
COMPANIES



Page 14
 September 14, 2012
 Ms. Madeline McAndrew
 Louisiana Department of Health and Hospitals

The compounded effect of all of the fee schedule changes by category of aid and category of service can be found in the table below. Overall, the fee schedule changes since the base data period reduced cost by approximately 8.88% for SFY10 and 3.36% for SFY11.

Mercer COA Description	Final Mercer COS Description	Adjustment for Fee Schedule Changes (SFY10)	Adjustment for Fee Schedule Changes (SFY11)
SSI	Inpatient Hospital	-11.82%	-5.66%
SSI	Outpatient Hospital	-10.29%	-6.78%
SSI	Primary Care Physician	-3.41%	0.54%
SSI	Specialty Care Physician	-5.51%	0.29%
SSI	FQHC/RHC	0.02%	0.03%
SSI	EPSDT	-2.54%	-1.27%
SSI	Certified Nurse Practitioners/Clinical Nurse	-3.74%	-3.68%
SSI	Lab/Radiology	-11.62%	-4.60%
SSI	Home Health	-5.63%	-4.66%
SSI	Emergency Transportation	-14.27%	-10.89%
SSI	Non-Emergency Transportation	-12.41%	-5.02%
SSI	Rehabilitation Services (OT, PT, ST)	-3.70%	-3.70%
SSI	DME	-3.70%	-3.70%
SSI	Clinic	-11.57%	-4.66%
SSI	Family Planning	-8.36%	-7.12%
SSI	Other	-19.52%	-3.66%
SSI	Emergency Room	-8.39%	-3.38%
SSI	Basic Behavioral Health	-0.65%	0.91%
Family and Children	Inpatient Hospital	-8.66%	-2.93%
Family and Children	Outpatient Hospital	-10.36%	-5.00%



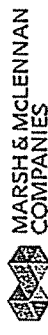
CONSULTING. OUTSOURCING. INVESTMENTS.



Page 15
September 14, 2012
Ms. Madeline McAndrew
Louisiana Department of Health and Hospitals

Mercer COA Description	Final Mercer COS Description	Adjustment for Fee Schedule Changes (SFY10)	Adjustment for Fee Schedule Changes (SFY11)
Family and Children	Primary Care Physician	-3.71%	2.57%
Family and Children	Specialty Care Physician	-8.49%	-1.10%
Family and Children	FQHC/RHC	0.02%	0.04%
Family and Children	EPSDT	-3.07%	-1.48%
Family and Children	Certified Nurse Practitioners/Clinical Nurse	-3.70%	-3.70%
Family and Children	Lab/Radiology	-10.32%	-3.74%
Family and Children	Home Health	-5.63%	-4.66%
Family and Children	Emergency Transportation	-14.27%	-10.89%
Family and Children	Non-Emergency Transportation	-12.41%	-5.02%
Family and Children	Rehabilitation Services (OT, PT, ST)	-3.70%	-3.70%
Family and Children	DME	-3.70%	-3.70%
Family and Children	Clinic	-4.56%	-4.02%
Family and Children	Family Planning	-10.43%	-6.97%
Family and Children	Other	-12.02%	-2.95%
Family and Children	Emergency Room	-8.80%	-2.63%
Family and Children	Basic Behavioral Health	1.93%	4.17%
Foster Care Children	Inpatient Hospital	-11.62%	-12.48%
Foster Care Children	Outpatient Hospital	-10.94%	-5.83%
Foster Care Children	Primary Care Physician	-4.78%	3.27%
Foster Care Children	Specialty Care Physician	-9.67%	-1.68%
Foster Care Children	FQHC/RHC	0.02%	0.04%
Foster Care Children	EPSDT	-3.55%	-1.61%
Foster Care Children	Certified Nurse Practitioners/Clinical Nurse	-3.70%	-3.70%

CONSULTING, OUTSOURCING, INVESTMENTS.





Page 16

September 14, 2012

Ms. Madeline McAndrew


Louisiana Department of Health and Hospitals

Mercer COA Description	Final Mercer COA Description	Adjustment for Fee Schedule Changes (SFY10)	Adjustment for Fee Schedule Changes (SFY11)
Foster Care Children	Lab/Radiology	-10.63%	-3.92%
Foster Care Children	Home Health	-5.63%	-4.66%
Foster Care Children	Emergency Transportation	-14.27%	-10.89%
Foster Care Children	Non-Emergency Transportation	-12.41%	-5.02%
Foster Care Children	Rehabilitation Services (OT, PT, ST)	-3.70%	-3.70%
Foster Care Children	DME	-3.70%	-3.70%
Foster Care Children	Clinic	-4.83%	-4.96%
Foster Care Children	Family Planning	-5.93%	-5.39%
Foster Care Children	Other	-6.11%	-2.28%
Foster Care Children	Emergency Room	-8.52%	-2.24%
Foster Care Children	Basic Behavioral Health	-1.03%	5.26%
Breast and Cervical Cancer	Inpatient Hospital	-20.71%	-10.26%
Breast and Cervical Cancer	Outpatient Hospital	-10.67%	-8.92%
Breast and Cervical Cancer	Primary Care Physician	-1.81%	1.72%
Breast and Cervical Cancer	Specialty Care Physician	-6.27%	-0.64%
Breast and Cervical Cancer	FQHC/RHC	0.02%	0.02%
Breast and Cervical Cancer	EPSDT	-2.00%	0.00%
Breast and Cervical Cancer	Certified Nurse Practitioners/Clinical Nurse	-3.71%	-3.70%
Breast and Cervical Cancer	Lab/Radiology	-12.59%	-2.87%
Breast and Cervical Cancer	Home Health	-5.63%	-4.66%
Breast and Cervical Cancer	Emergency Transportation	-14.27%	-10.89%
Breast and Cervical Cancer	Non-Emergency Transportation	-12.41%	-5.02%
Breast and Cervical Cancer	Rehabilitation Services (OT, PT, ST)	-3.70%	-3.70%

CONSULTING, OUTSOURCING, INVESTMENTS.



MARSH & MCLENNAN
COMPANIES



Page 17

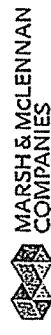
September 14, 2012

Ms. Madeline McAndrew

Louisiana Department of Health and Hospitals

Mercer COA Description	Final Mercer COS Description	Adjustment for Fee Schedule Changes (SFY10)	Adjustment for Fee Schedule Changes (SFY11)
Breast and Cervical Cancer	DME	-3.70%	-3.70%
Breast and Cervical Cancer	Clinic	-4.99%	5.96%
Breast and Cervical Cancer	Family Planning	-14.37%	-12.82%
Breast and Cervical Cancer	Other	-10.48%	-3.70%
Breast and Cervical Cancer	Emergency Room	-8.64%	-4.73%
Breast and Cervical Cancer	Basic Behavioral Health	-3.49%	-1.65%
HCBS Waiver	Inpatient Hospital	-14.49%	-8.66%
HCBS Waiver	Outpatient Hospital	-9.10%	-4.73%
HCBS Waiver	Primary Care Physician	-1.07%	0.78%
HCBS Waiver	Specialty Care Physician	-6.20%	-0.37%
HCBS Waiver	FQHC/RHC	0.02%	0.03%
HCBS Waiver	EPSDT	-2.05%	-1.04%
HCBS Waiver	Certified Nurse Practitioners/Clinical Nurse	-3.74%	-3.65%
HCBS Waiver	Lab/Radiology	-11.12%	-4.37%
HCBS Waiver	Home Health	-5.63%	-4.66%
HCBS Waiver	Emergency Transportation	-14.27%	-10.89%
HCBS Waiver	Non-Emergency Transportation	-12.41%	-5.02%
HCBS Waiver	Rehabilitation Services (OT, PT, ST)	-3.70%	-3.70%
HCBS Waiver	DME	-3.70%	-3.70%
HCBS Waiver	Clinic	-11.29%	-4.49%
HCBS Waiver	Family Planning	-7.46%	-5.84%
HCBS Waiver	Other	-23.01%	-3.70%
HCBS Waiver	Emergency Room	-8.09%	-3.04%

CONSULTING, OUTSOURCING, INVESTMENTS.





Mercer COA Description	Final Mercer COS Description	Adjustment for Fee Schedule Changes (SFY10)	Adjustment for Fee Schedule Changes (SFY11)
HCBS Waiver	Basic Behavioral Health	-0.95%	0.05%
Maternity Kickpayment	Maternity Kickpayment	-12.48%	-4.80%

Data Smoothing

As part of the rate development process, Mercer blended data from SFY10 and SFY11 to arrive at the overall data source for rate setting. The goal of the blending process is to obtain a set of base data that has sufficient credibility and reasonableness to develop actuarially-sound capitation rates. Mercer applied weights of 60% and 40% to the SFY11 and SFY10 data, respectively.

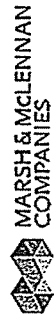
Beyond blending data from multiple years, Mercer also used Statewide figures where particular rate cells within a region had small enrollment. The cost PMPM for a small rate cell is subject to large fluctuations from one year to the next, thus rendering it less effective at predicting future cost. Using Statewide figures results in greater data credibility and reduces the impact of random fluctuations exhibited by the data.

Some categories of eligibility such as the Foster Children, Breast and Cervical Cancer, and HCBS Waiver populations are too small to have separate rate cells due to data credibility concerns. Therefore, Statewide figures are used for these populations and the data has been combined across all age and sex cells in determining the capitation rate.

Managed Care Assumptions

Mercer and DHH discussed areas for improvements in managed care efficiency. Prior studies of savings achieved in transitioning from FFS to Managed Care showed savings of 2%-19%¹.

¹ The Lewin Group – Medicaid Capitation Expansion’s Potential Cost Savings.





Page 19

September 14, 2012

Ms. Madeline McAndrew

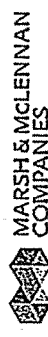
Louisiana Department of Health and Hospitals


Managed Care is able to generate savings by:

- Encouraging the use of preventive services so that acute conditions are not exacerbated to the point that requires a visit to the emergency room (ER) or hospitalization.
- Use of alternatives to the ER for conditions that are non-emergent in nature. Some Louisiana Medicaid recipients make very frequent use of the ER, and ERs are much more expensive than other viable alternatives. Those alternatives, such as extended hours for doctor's offices, after-hours urgent care clinics, or even nurse advice lines, may result in significantly more pleasant experiences than the hospital ER as well.
- By increasing access and providing member education, BAYOU HEALTH plans can steer some of the members away from the more costly ER setting when the condition is not emergent in nature.
- Minimizing duplication of services. When a recipient doesn't have a "medical home" or care coordinator, they often seek care from different providers, sometimes at different locations, each time they need care. The new provider must get to know them and their history over again and may order duplicative tests that have already been done by another provider. The provider that knows them may more easily focus in on their needs and provide more targeted care.
- Hospital discharge planning to ensure a smooth transition from facility-based care to community resources, and minimize readmissions.

Mercer has performed a study of the potentially preventable hospital admissions using the method prescribed by the Agency for Healthcare Research and Quality (AHRQ). The study confirmed that there were significant opportunities for savings due to hospital admissions associated with low birth weight babies, congestive heart failure, bacterial pneumonia, and other conditions which AHRQ has determined to be avoidable.

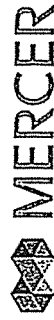
CONSULTING. OUTSOURCING. INVESTMENTS.



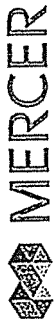


The table below illustrates the savings applied by category of aid and categories of service.

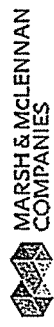
COA Description	GOS Description	Utilization	Unit Cost	RMPM
SSI	Inpatient Hospital	-20.63%	4.52%	-17.04%
SSI	Outpatient Hospital	-15.63%	2.80%	-13.26%
SSI	Primary Care Physician	9.39%	6.76%	16.79%
SSI	Specialty Care Physician	-15.61%	1.77%	-14.12%
SSI	FQHC/RHC	4.39%	1.76%	6.23%
SSI	EPSDT	9.39%	6.76%	16.79%
SSI	Certified Nurse Practitioners/Clinical Nurse	9.39%	6.76%	16.78%
SSI	Lab/Radiology	-11.23%	1.78%	-9.65%
SSI	Home Health	4.39%	1.76%	6.23%
SSI	Emergency Transportation	-5.63%	1.76%	-3.96%
SSI	Non-Emergency Transportation	4.37%	1.76%	6.21%
SSI	Rehabilitation Services (OT, PT, ST)	-5.61%	1.77%	-3.95%
SSI	DME	-15.62%	1.77%	-14.12%
SSI	Clinic	-15.61%	1.77%	-14.12%
SSI	Family Planning	4.39%	1.76%	6.23%
SSI	Other	4.39%	1.77%	6.23%
SSI	Emergency Room	-25.63%	6.81%	-20.56%
SSI	Basic Behavioral Health	4.39%	1.76%	6.23%
Family and Children	Inpatient Hospital	-30.64%	4.52%	-27.50%
Family and Children	Outpatient Hospital	-15.63%	2.80%	-13.26%
Family and Children	Primary Care Physician	9.37%	6.76%	16.77%
Family and Children	Specialty Care Physician	-15.63%	1.76%	-14.14%
Family and Children	FQHC/RHC	4.37%	1.76%	6.21%
Family and Children	EPSDT	9.37%	6.76%	16.77%
Family and Children	Certified Nurse Practitioners/Clinical Nurse	9.37%	6.76%	16.77%
Family and Children	Lab/Radiology	-11.23%	1.78%	-9.65%
Family and Children	Home Health	4.39%	1.77%	6.23%
Family and Children	Emergency Transportation	-5.63%	1.76%	-3.96%
Family and Children	Non-Emergency Transportation	4.37%	1.76%	6.21%

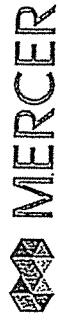


COA Description	COS Description	Utilization	Unit Cost	PMPM
Family and Children	Rehabilitation Services (OT, PT, ST)	-5.61%	1.77%	-3.95%
Family and Children	DME	-15.62%	1.77%	-14.12%
Family and Children	Clinic	-15.63%	1.76%	-14.14%
Family and Children	Family Planning	4.37%	1.76%	6.21%
Family and Children	Other	4.39%	1.77%	6.23%
Family and Children	Emergency Room	-25.63%	6.81%	-20.56%
Family and Children	Basic Behavioral Health	4.37%	1.76%	6.21%
Foster Care Children	Inpatient Hospital	-20.63%	4.52%	-17.04%
Foster Care Children	Outpatient Hospital	-15.63%	2.80%	-13.27%
Foster Care Children	Primary Care Physician	9.39%	6.76%	16.78%
Foster Care Children	Specialty Care Physician	-15.61%	1.77%	-14.12%
Foster Care Children	FQHC/RHC	4.39%	1.76%	6.23%
Foster Care Children	EPSDT	9.39%	6.76%	16.78%
Foster Care Children	Certified Nurse Practitioners/Clinical Nurse	9.39%	6.76%	16.78%
Foster Care Children	Lab/Radiology	-11.23%	1.78%	-9.65%
Foster Care Children	Home Health	4.39%	1.76%	6.22%
Foster Care Children	Emergency Transportation	-5.63%	1.76%	-3.96%
Foster Care Children	Non-Emergency Transportation	4.37%	1.76%	6.21%
Foster Care Children	Rehabilitation Services (OT, PT, ST)	-5.61%	1.76%	-3.95%
Foster Care Children	DME	-15.61%	1.76%	-14.12%
Foster Care Children	Clinic	-15.61%	1.77%	-14.12%
Foster Care Children	Family Planning	4.39%	1.77%	6.23%
Foster Care Children	Other	4.39%	1.77%	6.23%
Foster Care Children	Emergency Room	-25.63%	6.81%	-20.56%
Foster Care Children	Basic Behavioral Health	4.39%	1.76%	6.23%
Breast and Cervical Cancer	Inpatient Hospital	-20.63%	4.52%	-17.04%
Breast and Cervical Cancer	Outpatient Hospital	-15.63%	2.80%	-13.26%
Breast and Cervical Cancer	Primary Care Physician	9.39%	6.76%	16.79%



COA Description	COA Description	Utilization	Unit Cost	PMPM
Breast and Cervical Cancer	Specialty Care Physician	-15.61%	1.77%	-14.12%
Breast and Cervical Cancer	FQHC/RHC	4.39%	1.76%	6.23%
Breast and Cervical Cancer	EPSDT	9.40%	6.77%	16.80%
Breast and Cervical Cancer	Certified Nurse Practitioners/Clinical Nurse	9.39%	6.76%	16.78%
Breast and Cervical Cancer	Lab/Radiology	-11.23%	1.78%	-9.65%
Breast and Cervical Cancer	Home Health	4.39%	1.76%	6.23%
Breast and Cervical Cancer	Emergency Transportation	-5.63%	1.76%	-3.96%
Breast and Cervical Cancer	Non-Emergency Transportation	4.37%	1.76%	6.21%
Breast and Cervical Cancer	Rehabilitation Services (OT, PT, ST)	-5.62%	1.76%	-3.95%
Breast and Cervical Cancer	DME	-15.62%	1.77%	-14.12%
Breast and Cervical Cancer	Clinic	-15.61%	1.77%	-14.12%
Breast and Cervical Cancer	Family Planning	4.39%	1.77%	6.23%
Breast and Cervical Cancer	Other	4.39%	1.77%	6.23%
Breast and Cervical Cancer	Emergency Room	-25.63%	6.81%	-20.57%
Breast and Cervical Cancer	Basic Behavioral Health	4.38%	1.77%	6.23%
HCBS Waiver	Inpatient Hospital	-20.61%	4.54%	-17.01%
HCBS Waiver	Outpatient Hospital	-15.62%	2.80%	-13.25%
HCBS Waiver	Primary Care Physician	9.39%	6.76%	16.78%





COA Description	COA Description	Utilization	Unit Cost	PM/PM
HCBS Waiver	Specialty Care Physician	-15.61%	1.77%	-14.12%
HCBS Waiver	FQHC/RHC	4.38%	1.76%	6.23%
HCBS Waiver	EPSDT	9.39%	6.76%	16.79%
HCBS Waiver	Certified Nurse Practitioners/Clinical Nurse	9.39%	6.76%	16.78%
HCBS Waiver	Lab/Radiology	-11.25%	1.77%	-9.68%
HCBS Waiver	Home Health	4.37%	1.76%	6.21%
HCBS Waiver	Emergency Transportation	-5.63%	1.76%	-3.96%
HCBS Waiver	Non-Emergency Transportation	4.37%	1.76%	6.21%
HCBS Waiver	Rehabilitation Services (OT, PT, ST)	-5.63%	1.76%	-3.97%
HCBS Waiver	DME	-15.63%	1.76%	-14.14%
HCBS Waiver	Clinic	-15.61%	1.77%	-14.12%
HCBS Waiver	Family Planning	4.39%	1.76%	6.23%
HCBS Waiver	Other	4.38%	1.76%	6.22%
HCBS Waiver	Emergency Room	-25.62%	6.81%	-20.55%
HCBS Waiver	Basic Behavioral Health	4.39%	1.76%	6.23%
Maternity Kickpayment	Maternity Kickpayment	0.00%	1.74%	1.74%


The overall impact of managed care assumptions was a reduction of 9.63% to the rates.

Commercial Reinsurance

To provide protection against the risk of catastrophic claims, the Prepaid plans are encouraged to purchase reinsurance to insure against large claims incurred by an individual member.

Administration, Profit, and Tax Load

Mercer and DHH reviewed the components of the administrative allowance to evaluate the administrative rates paid to the BAYOU HEALTH plans. The review focused on the reporting and organizational requirements detailed in the BAYOU HEALTH provider agreement. Mercer modeled the cost structure for these requirements to determine the administrative load necessary for an average plan in this program. Based on the analysis and comparisons with other state Medicaid programs' administrative allowances, Mercer assumed an overall administration load of 9.6% for the final premium rates.



Page 24

September 14, 2012

Ms. Madeline McAndrew

Louisiana Department of Health and Hospitals

In addition, Mercer included profit and margin considerations in the rate development explicitly through a load of 1.9% of premium. This is an acceptable rate consideration per AA.3.2 of the CMS Rate-Setting Checklist. As instructed by DHH, a load for premium tax of 2.25% was also included in the final premium loaded for administration and profit.

In total, the overall load applied to the rates for administration and profit/contingencies was approximately 13.5%. We applied this as a load of 8.2% on the Maternity Kickpayment and a load of 14.1% on all other rate cells.

Risk Adjustment

Risk adjustment will be applied to the rates in exhibit A to reflect differences in health status of the members served in each plan using the ACG model. The risk adjustment process does not increase or decrease the overall cost of the program but can change the distribution across the various BAYOU HEALTH plans according to the relative risk of their enrolled members. Actuarially sound risk adjustment protocols have been developed so as to be appropriate to rates that have been developed by underlying age and gender cells.

Rate Ranges

Mercer developed actuarially-sound rate ranges for DHH to use in determining the appropriate rates to pay the BAYOU HEALTH Plans. Mercer specifically priced the upper and lower bound of the rate ranges by varying the assumptions outlined above. Mercer varied the trend assumptions and the financial data adjustments to account for different levels of managed care efficiency and potential risk selection. As a result, the lower bound of the rate range represents a rate for a very efficient BAYOU HEALTH Plan and the upper bound represents the least amount of efficiency DHH is willing to purchase. The final rates to be paid by DHH are within the ranges and are included as Attachment A to this letter.


Rate Development Overview

To provide additional detail on the rate development, Mercer has also provided an overview of the adjustments applied to each rate cell in Attachment B. This exhibit presents the breakdown of the assumptions used to calculate the Target rate within the actuarially sound rate range.

CONSULTING. OUTSOURCING. INVESTMENTS.



MARSH & MCLENNAN
COMPANIES



Page 25

September 14, 2012

Ms. Madeline McAndrew

Louisiana Department of Health and Hospitals

Family Planning Portion of the Rates

Mercer has analyzed the component of the rates associated with Family Planning services so that DHH may claim the enhanced federal match of 90% on these services. CMS issued a guide in June 2009, to assist States in determining which services are allowed to be claimed at the enhanced federal match rate. Specific details on codes used to identify family planning services can be found in the document accompanying this letter.

Attachment C below contains the PMPMs associated with Family Planning that will be claimed at the enhanced match rate. Please note that these Family Planning PMPMs do not include load for administration and profit.

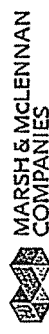
Certification of Final Rate Ranges


In preparing the rate ranges underlying the rates shown in Attachment A, Mercer has used and relied upon enrollment, FFS claims, reimbursement level, benefit design, and information supplied by the DHH and its fiscal agent. The DHH and its fiscal agent are responsible for the validity and completeness of this supplied data and information. We have reviewed the data and information for internal consistency and reasonableness but we did not audit it. In our opinion it is appropriate for the intended purposes. If the data and information are incomplete or inaccurate, the values shown in this report may need to be revised accordingly.

Mercer certifies that the rates in Attachment A were developed in accordance with generally accepted actuarial practices and principles and are appropriate for the Medicaid covered populations and services under the managed care contract. Rate estimates provided are based upon the information available at a point in time, and are subject to unforeseen and random events. Therefore, any projection must be interpreted as having a likely range of variability from the estimate. The undersigned actuaries are members of the American Academy of Actuaries and meet its qualification standards to certify to the actuarial soundness of Medicaid managed care capitation rates.

Rates and ranges developed by Mercer are actuarial projections of future contingent events. Actual BAYOU HEALTH plan costs will differ from these projections. Mercer has developed these rates on behalf of DHH to demonstrate compliance with the CMS requirements under 42 CFR 438.6(c), and in accordance with applicable law and regulations. Use of these rate ranges for any purpose beyond that stated may not be appropriate.

CONSULTING, OUTSOURCING, INVESTMENTS.





Page 26

September 14, 2012

Ms. Madeline McAndrew

Louisiana Department of Health and Hospitals

BAYOU HEALTH plans are advised that the use of these rate ranges may not be appropriate for their particular circumstance and Mercer disclaims any responsibility for the use of these rate ranges by BAYOU HEALTH plans for any purpose. Mercer recommends that any BAYOU HEALTH plan considering contracting with the DHH should analyze its own projected medical expense, administrative expense, and any other premium needs for comparison to these rate ranges before deciding whether to contract with the DHH.

This certification letter assumes the reader is familiar with the BAYOU HEALTH Program, Medicaid eligibility rules, and actuarial rating techniques. It is intended for DHH and CMS, and should not be relied upon by third parties. Other readers should seek the advice of actuaries or other qualified professionals competent in the area of actuarial rate projections to understand the technical nature of these results.

If you have any questions on any of the information provided, please feel free to call Nick Simmons at 404 442 3196 and/or Sudha Shenoy at 404 442 3249.

Sincerely,


A handwritten signature in black ink, appearing to read "Nicholas J. Simmons".

Nicholas J Simmons, FIA, FSA, MAAA
Principal

A handwritten signature in black ink, appearing to read "Sudha Shenoy".

Sudha Shenoy, FSA, MAAA, CERA
Principal

CONSULTING. OUTSOURCING. INVESTMENTS.



Attachment A BAYOU HEALTH Prepaid Rate Summary

DHH Administrative Region	Region Description	COA Description	RC Description	8/1/2012-12/31/2012			
				FY11 Member Months or Deliveries	Prepaid Final Rates w/ Tax (Gross of GME)	GME Adjustment	Prepaid Final Rates w/ Tax (Net of GME)
					PMPM or Cost/Delivery		PMPM or Cost/Delivery
01	New Orleans	SSI	0-2 Months, Male and Female	294	\$ 17,142.77	0.9466	\$ 16,227.77
01	New Orleans	SSI	3-11 Months, Male and Female	1,232	\$ 3,330.69	0.9450	\$ 3,147.45
01	New Orleans	SSI	1-5 Years, Male and Female	15,362	\$ 514.85	0.9658	\$ 497.26
01	New Orleans	SSI	6-13 Years, Male and Female	42,308	\$ 165.29	0.9740	\$ 161.00
01	New Orleans	SSI	14-18 Years, Male and Female	27,513	\$ 170.61	0.9656	\$ 164.74
01	New Orleans	SSI	19-44 Years, Male and Female	82,727	\$ 402.79	0.8977	\$ 361.57
01	New Orleans	SSI	45+ Years, Male and Female	114,401	\$ 618.59	0.9012	\$ 557.49
01	New Orleans	Family and Children	0-2 Months, Male and Female	32,904	\$ 1,072.27	0.8509	\$ 912.44
01	New Orleans	Family and Children	3-11 Months, Male and Female	75,824	\$ 173.63	0.9477	\$ 164.55
01	New Orleans	Family and Children	1-5 Years, Male and Female	476,472	\$ 75.31	0.9646	\$ 72.65
01	New Orleans	Family and Children	6-13 Years, Male and Female	555,798	\$ 46.87	0.9733	\$ 45.62
01	New Orleans	Family and Children	14-18 Years, Female	159,990	\$ 72.46	0.9698	\$ 70.27
01	New Orleans	Family and Children	14-18 Years, Male	145,692	\$ 57.18	0.9471	\$ 54.16
01	New Orleans	Family and Children	19-44 Years, Female	242,741	\$ 150.21	0.9483	\$ 142.45
01	New Orleans	Family and Children	19-44 Years, Male	10,938	\$ 162.78	0.9775	\$ 159.13
01	New Orleans	Family and Children	45+ Years, Female	12,952	\$ 255.66	0.9766	\$ 249.68
01	New Orleans	Family and Children	45+ Years, Male	3,291	\$ 248.70	0.9738	\$ 242.17
01	New Orleans	Foster Care Children	Foster Care, All Ages Male & Female	12,874	\$ 113.19	0.9844	\$ 111.42
01	New Orleans	Breast and Cervical Cancer	BCC, All Ages Female	2,509	\$ 1,459.75	0.9762	\$ 1,424.98
01	New Orleans	HCBS Waiver	0-18 Years, Male and Female	2,089	\$ 895.99	0.9919	\$ 888.77
01	New Orleans	HCBS Waiver	19+ Years, Male and Female	11,553	\$ 318.60	0.9750	\$ 310.63
01	New Orleans	Maternity Kickpayment	Maternity Kickpayment, All Ages	7,521	\$ 6,660.96	0.9488	\$ 6,319.93
09	Mandeville	SSI	0-2 Months, Male and Female	173	\$ 17,142.77	0.9466	\$ 16,227.77
09	Mandeville	SSI	3-11 Months, Male and Female	596	\$ 3,330.69	0.9450	\$ 3,147.45
09	Mandeville	SSI	1-5 Years, Male and Female	6,518	\$ 514.85	0.9658	\$ 497.26
09	Mandeville	SSI	6-13 Years, Male and Female	16,916	\$ 165.29	0.9740	\$ 161.00
09	Mandeville	SSI	14-18 Years, Male and Female	10,695	\$ 170.61	0.9656	\$ 164.74
09	Mandeville	SSI	19-44 Years, Male and Female	38,299	\$ 372.18	0.8919	\$ 369.15
09	Mandeville	SSI	45+ Years, Male and Female	58,835	\$ 609.22	0.9961	\$ 606.84
09	Mandeville	Family and Children	0-2 Months, Male and Female	18,001	\$ 948.02	0.9948	\$ 943.11
09	Mandeville	Family and Children	3-11 Months, Male and Female	41,145	\$ 185.08	0.9985	\$ 184.80
09	Mandeville	Family and Children	1-5 Years, Male and Female	266,364	\$ 92.53	0.9978	\$ 92.33
09	Mandeville	Family and Children	6-13 Years, Male and Female	355,302	\$ 64.43	0.9982	\$ 64.32
09	Mandeville	Family and Children	14-18 Years, Female	97,331	\$ 92.18	0.9986	\$ 92.06
09	Mandeville	Family and Children	14-18 Years, Male	94,301	\$ 67.96	0.9986	\$ 67.86
09	Mandeville	Family and Children	19-44 Years, Female	111,129	\$ 175.95	0.9989	\$ 175.75
09	Mandeville	Family and Children	19-44 Years, Male	8,316	\$ 162.78	0.9775	\$ 159.13
09	Mandeville	Family and Children	45+ Years, Female	5,016	\$ 255.66	0.9766	\$ 249.68
09	Mandeville	Family and Children	45+ Years, Male	2,000	\$ 248.70	0.9738	\$ 242.17
09	Mandeville	Foster Care Children	Foster Care, All Ages Male & Female	19,842	\$ 113.19	0.9844	\$ 111.42
09	Mandeville	Breast and Cervical Cancer	BCC, All Ages Female	1,993	\$ 1,459.75	0.9762	\$ 1,424.98
09	Mandeville	HCBS Waiver	0-18 Years, Male and Female	2,143	\$ 895.99	0.9919	\$ 888.77
09	Mandeville	HCBS Waiver	19+ Years, Male and Female	8,154	\$ 318.60	0.9750	\$ 310.63
09	Mandeville	Maternity Kickpayment	Maternity Kickpayment, All Ages	4,165	\$ 4,955.64	0.9965	\$ 4,938.32

Attachment A BAYOU HEALTH Prepaid Rate Summary

8/1/2012-12/31/2012								
DHH Administrative Region	Region Description	COA Description	RC Description	FY11 Member Months or Deliveries	Prepaid Final Rates w/ Tax (Gross of GME)		Prepaid Final Rates w/ Tax (Net of GME)	
					PMPM or Cost/Delivery	GME Adjustment	PMPM or Cost/Delivery	GME Adjustment
02	Baton Rouge	SSI	0-2 Months, Male and Female	219	\$ 17,142.77	0.9466	\$ 16,227.77	
02	Baton Rouge	SSI	3-11 Months, Male and Female	1,074	\$ 3,330.69	0.9450	\$ 3,147.45	
02	Baton Rouge	SSI	1-5 Years, Male and Female	13,466	\$ 514.85	0.9658	\$ 497.26	
02	Baton Rouge	SSI	6-13 Years, Male and Female	29,350	\$ 165.29	0.9740	\$ 161.00	
02	Baton Rouge	SSI	14-18 Years, Male and Female	17,644	\$ 170.61	0.9656	\$ 164.74	
02	Baton Rouge	SSI	19-44 Years, Male and Female	48,997	\$ 405.45	0.9829	\$ 398.52	
02	Baton Rouge	SSI	45+ Years, Male and Female	68,000	\$ 585.88	0.9849	\$ 577.02	
02	Baton Rouge	Family and Children	0-2 Months, Male and Female	23,748	\$ 1,046.65	0.9870	\$ 1,033.10	
02	Baton Rouge	Family and Children	3-11 Months, Male and Female	55,139	\$ 190.42	0.9920	\$ 188.91	
02	Baton Rouge	Family and Children	1-5 Years, Male and Female	346,294	\$ 74.64	0.9943	\$ 74.21	
02	Baton Rouge	Family and Children	6-13 Years, Male and Female	442,619	\$ 47.18	0.9956	\$ 46.97	
02	Baton Rouge	Family and Children	14-18 Years, Female	122,643	\$ 72.00	0.9949	\$ 71.63	
02	Baton Rouge	Family and Children	14-18 Years, Male	115,101	\$ 53.05	0.9943	\$ 52.75	
02	Baton Rouge	Family and Children	19-44 Years, Female	145,570	\$ 144.40	0.9915	\$ 143.17	
02	Baton Rouge	Family and Children	19-44 Years, Male	5,940	\$ 162.78	0.9775	\$ 159.13	
02	Baton Rouge	Family and Children	45+ Years, Female	7,700	\$ 255.66	0.9766	\$ 249.68	
02	Baton Rouge	Family and Children	45+ Years, Male	1,418	\$ 248.70	0.9738	\$ 242.17	
02	Baton Rouge	Foster Care Children	Foster Care, All Ages Male & Female	10,239	\$ 113.19	0.9844	\$ 111.42	
02	Baton Rouge	Breast and Cervical Cancer	BCC, All Ages Female	1,712	\$ 1,459.75	0.9762	\$ 1,424.98	
02	Baton Rouge	HCBS Waiver	0-18 Years, Male and Female	1,824	\$ 895.99	0.9919	\$ 888.77	
02	Baton Rouge	HCBS Waiver	19+ Years, Male and Female	11,347	\$ 318.60	0.9750	\$ 310.63	
02	Baton Rouge	Maternity Kickpayment	Maternity Kickpayment, All Ages	5,364	\$ 5,368.41	0.9988	\$ 5,362.07	
03	Thibodaux	SSI	0-2 Months, Male and Female	193	\$ 17,142.77	0.9466	\$ 16,227.77	
03	Thibodaux	SSI	3-11 Months, Male and Female	722	\$ 3,330.69	0.9450	\$ 3,147.45	
03	Thibodaux	SSI	1-5 Years, Male and Female	8,422	\$ 514.85	0.9658	\$ 497.26	
03	Thibodaux	SSI	6-13 Years, Male and Female	21,828	\$ 165.29	0.9740	\$ 161.00	
03	Thibodaux	SSI	14-18 Years, Male and Female	12,746	\$ 170.61	0.9656	\$ 164.74	
03	Thibodaux	SSI	19-44 Years, Male and Female	37,137	\$ 330.61	0.9729	\$ 321.66	
03	Thibodaux	SSI	45+ Years, Male and Female	48,395	\$ 593.14	0.9753	\$ 578.50	
03	Thibodaux	Family and Children	0-2 Months, Male and Female	15,071	\$ 881.01	0.9684	\$ 853.15	
03	Thibodaux	Family and Children	3-11 Months, Male and Female	35,335	\$ 188.84	0.9874	\$ 186.46	
03	Thibodaux	Family and Children	1-5 Years, Male and Female	221,101	\$ 89.47	0.9914	\$ 88.70	
03	Thibodaux	Family and Children	6-13 Years, Male and Female	279,343	\$ 61.03	0.9922	\$ 60.56	
03	Thibodaux	Family and Children	14-18 Years, Female	82,364	\$ 101.70	0.9917	\$ 100.85	
03	Thibodaux	Family and Children	14-18 Years, Male	76,550	\$ 72.40	0.9880	\$ 71.53	
03	Thibodaux	Family and Children	19-44 Years, Female	102,127	\$ 192.04	0.9861	\$ 189.38	
03	Thibodaux	Family and Children	19-44 Years, Male	6,290	\$ 162.78	0.9775	\$ 159.13	
03	Thibodaux	Family and Children	45+ Years, Female	4,273	\$ 255.66	0.9766	\$ 249.68	
03	Thibodaux	Family and Children	45+ Years, Male	1,283	\$ 248.70	0.9738	\$ 242.17	
03	Thibodaux	Foster Care Children	Foster Care, All Ages Male & Female	7,365	\$ 113.19	0.9844	\$ 111.42	
03	Thibodaux	Breast and Cervical Cancer	BCC, All Ages Female	1,111	\$ 1,459.75	0.9762	\$ 1,424.98	
03	Thibodaux	HCBS Waiver	0-18 Years, Male and Female	1,331	\$ 895.99	0.9919	\$ 888.77	
03	Thibodaux	HCBS Waiver	19+ Years, Male and Female	6,555	\$ 318.60	0.9750	\$ 310.63	
03	Thibodaux	Maternity Kickpayment	Maternity Kickpayment, All Ages	3,355	\$ 5,287.25	0.9856	\$ 5,211.17	

Attachment A BAYOU HEALTH Prepaid Rate Summary

Page 29

8/1/2012-12/31/2012							
DHH Administrative Region	Region Description	COA Description	RC Description	FY11 Member Months or Deliveries	Prepaid Final Rates w/ Tax (Gross of GME)		Prepaid Final Rates w/ Tax (Net of GME)
					PMPM or Cost/Delivery	GME Adjustment	PMPM or Cost/Delivery
04	Lafayette	SSI	0-2 Months, Male and Female	204	\$ 17,142.77	0.9466	\$ 16,227.77
04	Lafayette	SSI	3-11 Months, Male and Female	1,001	\$ 3,330.69	0.9450	\$ 3,147.45
04	Lafayette	SSI	1-5 Years, Male and Female	10,698	\$ 514.85	0.9658	\$ 497.26
04	Lafayette	SSI	6-13 Years, Male and Female	22,343	\$ 165.29	0.9740	\$ 161.00
04	Lafayette	SSI	14-18 Years, Male and Female	13,496	\$ 170.61	0.9656	\$ 164.74
04	Lafayette	SSI	19-44 Years, Male and Female	50,952	\$ 340.31	0.9814	\$ 333.98
04	Lafayette	SSI	45+ Years, Male and Female	77,776	\$ 524.97	0.9821	\$ 515.58
04	Lafayette	Family and Children	0-2 Months, Male and Female	23,690	\$ 1,028.02	0.9730	\$ 1,000.29
04	Lafayette	Family and Children	3-11 Months, Male and Female	55,876	\$ 185.79	0.9891	\$ 183.78
04	Lafayette	Family and Children	1-5 Years, Male and Female	340,123	\$ 80.92	0.9916	\$ 80.24
04	Lafayette	Family and Children	6-13 Years, Male and Female	442,460	\$ 53.61	0.9942	\$ 53.30
04	Lafayette	Family and Children	14-18 Years, Female	122,849	\$ 82.12	0.9926	\$ 81.51
04	Lafayette	Family and Children	14-18 Years, Male	116,245	\$ 57.93	0.9893	\$ 57.31
04	Lafayette	Family and Children	19-44 Years, Female	140,357	\$ 156.07	0.9910	\$ 154.67
04	Lafayette	Family and Children	19-44 Years, Male	8,731	\$ 162.78	0.9775	\$ 159.13
04	Lafayette	Family and Children	45+ Years, Female	6,135	\$ 255.66	0.9766	\$ 249.68
04	Lafayette	Family and Children	45+ Years, Male	1,726	\$ 248.70	0.9738	\$ 242.17
04	Lafayette	Foster Care Children	Foster Care, All Ages Male & Female	17,319	\$ 113.19	0.9844	\$ 111.42
04	Lafayette	Breast and Cervical Cancer	BCC, All Ages Female	1,412	\$ 1,459.75	0.9762	\$ 1,424.98
04	Lafayette	HCBS Waiver	0-18 Years, Male and Female	1,829	\$ 895.99	0.9919	\$ 888.77
04	Lafayette	HCBS Waiver	19+ Years, Male and Female	11,413	\$ 318.60	0.9750	\$ 310.63
04	Lafayette	Maternity Kickpayment	Maternity Kickpayment, All Ages	5,376	\$ 4,693.68	0.9996	\$ 4,691.65

Attachment A BAYOU HEALTH Prepaid Rate Summary

					8/1/2012-12/31/2012			
					Prepaid Final Rates w/ Tax (Gross of GME)		Prepaid Final Rates w/ Tax (Net of GME)	
DHH Administrative Region	Region Description	COA Description	RC Description	FY11 Member Months or Deliveries	PMPM or Cost/Delivery	GME Adjustment	PMPM or Cost/Delivery	
05	Lake Charles	SSI	0-2 Months, Male and Female	73	\$ 17,142.77	0.9466	\$ 16,227.77	
05	Lake Charles	SSI	3-11 Months, Male and Female	376	\$ 3,330.69	0.9450	\$ 3,147.45	
05	Lake Charles	SSI	1-5 Years, Male and Female	4,436	\$ 514.85	0.9658	\$ 497.26	
05	Lake Charles	SSI	6-13 Years, Male and Female	10,384	\$ 165.29	0.9740	\$ 161.00	
05	Lake Charles	SSI	14-18 Years, Male and Female	5,981	\$ 170.61	0.9656	\$ 164.74	
05	Lake Charles	SSI	19-44 Years, Male and Female	20,788	\$ 331.20	0.9993	\$ 330.97	
05	Lake Charles	SSI	45+ Years, Male and Female	29,943	\$ 562.57	0.9988	\$ 561.87	
05	Lake Charles	Family and Children	0-2 Months, Male and Female	11,103	\$ 859.46	0.9973	\$ 857.11	
05	Lake Charles	Family and Children	3-11 Months, Male and Female	25,854	\$ 190.24	0.9978	\$ 189.82	
05	Lake Charles	Family and Children	1-5 Years, Male and Female	161,883	\$ 86.85	0.9993	\$ 86.79	
05	Lake Charles	Family and Children	6-13 Years, Male and Female	209,804	\$ 59.33	0.9994	\$ 59.29	
05	Lake Charles	Family and Children	14-18 Years, Female	57,089	\$ 95.10	0.9998	\$ 95.09	
05	Lake Charles	Family and Children	14-18 Years, Male	55,183	\$ 63.73	0.9996	\$ 63.70	
05	Lake Charles	Family and Children	19-44 Years, Female	53,935	\$ 191.16	0.9997	\$ 191.10	
05	Lake Charles	Family and Children	19-44 Years, Male	3,044	\$ 162.78	0.9775	\$ 159.13	
05	Lake Charles	Family and Children	45+ Years, Female	1,990	\$ 255.66	0.9766	\$ 249.68	
05	Lake Charles	Family and Children	45+ Years, Male	538	\$ 248.70	0.9738	\$ 242.17	
05	Lake Charles	Foster Care Children	Foster Care, All Ages Male & Female	10,239	\$ 113.19	0.9844	\$ 111.42	
05	Lake Charles	Breast and Cervical Cancer	BCC, All Ages Female	754	\$ 1,459.75	0.9762	\$ 1,424.98	
05	Lake Charles	HCBS Waiver	0-18 Years, Male and Female	761	\$ 895.99	0.9919	\$ 888.77	
05	Lake Charles	HCBS Waiver	19+ Years, Male and Female	4,341	\$ 318.60	0.9750	\$ 310.63	
05	Lake Charles	Maternity Kickpayment	Maternity Kickpayment, All Ages	2,533	\$ 4,794.35	0.9993	\$ 4,791.23	
06	Alexandria	SSI	0-2 Months, Male and Female	105	\$ 17,142.77	0.9466	\$ 16,227.77	
06	Alexandria	SSI	3-11 Months, Male and Female	549	\$ 3,330.69	0.9450	\$ 3,147.45	
06	Alexandria	SSI	1-5 Years, Male and Female	6,142	\$ 514.85	0.9658	\$ 497.26	
06	Alexandria	SSI	6-13 Years, Male and Female	16,547	\$ 165.29	0.9740	\$ 161.00	
06	Alexandria	SSI	14-18 Years, Male and Female	9,660	\$ 170.61	0.9656	\$ 164.74	
06	Alexandria	SSI	19-44 Years, Male and Female	34,347	\$ 309.99	0.9943	\$ 308.23	
06	Alexandria	SSI	45+ Years, Male and Female	43,361	\$ 555.93	0.9957	\$ 553.51	
06	Alexandria	Family and Children	0-2 Months, Male and Female	11,723	\$ 1,322.12	0.9960	\$ 1,316.83	
06	Alexandria	Family and Children	3-11 Months, Male and Female	26,763	\$ 207.17	0.9972	\$ 206.58	
06	Alexandria	Family and Children	1-5 Years, Male and Female	172,642	\$ 101.97	0.9976	\$ 101.72	
06	Alexandria	Family and Children	6-13 Years, Male and Female	234,659	\$ 64.02	0.9981	\$ 63.90	
06	Alexandria	Family and Children	14-18 Years, Female	65,936	\$ 97.81	0.9975	\$ 97.56	
06	Alexandria	Family and Children	14-18 Years, Male	62,236	\$ 69.37	0.9969	\$ 69.16	
06	Alexandria	Family and Children	19-44 Years, Female	63,956	\$ 173.65	0.9968	\$ 173.10	
06	Alexandria	Family and Children	19-44 Years, Male	4,161	\$ 162.78	0.9775	\$ 159.13	
06	Alexandria	Family and Children	45+ Years, Female	2,466	\$ 255.66	0.9766	\$ 249.68	
06	Alexandria	Family and Children	45+ Years, Male	698	\$ 248.70	0.9738	\$ 242.17	
06	Alexandria	Foster Care Children	Foster Care, All Ages Male & Female	11,146	\$ 113.19	0.9844	\$ 111.42	
06	Alexandria	Breast and Cervical Cancer	BCC, All Ages Female	732	\$ 1,459.75	0.9762	\$ 1,424.98	
06	Alexandria	HCBS Waiver	0-18 Years, Male and Female	495	\$ 895.99	0.9919	\$ 888.77	
06	Alexandria	HCBS Waiver	19+ Years, Male and Female	5,472	\$ 318.60	0.9750	\$ 310.63	
06	Alexandria	Maternity Kickpayment	Maternity Kickpayment, All Ages	2,643	\$ 5,000.98	0.9970	\$ 4,985.89	

Attachment A BAYOU HEALTH Prepaid Rate Summary

DHH Administrative Region	Region Description	COA Description	RC Description	8/1/2012-12/31/2012			
				FY11 Member Months or Deliveries	Prepaid Final Rates w/ Tax (Gross of GME)	GME Adjustment	Prepaid Final Rates w/ Tax (Net of GME)
					PMPM or Cost/Delivery		PMPM or Cost/Delivery
07	Shreveport	SSI	0-2 Months, Male and Female	302	\$ 17,142.77	0.9466	\$ 16,227.77
07	Shreveport	SSI	3-11 Months, Male and Female	1,206	\$ 3,330.69	0.9450	\$ 3,147.45
07	Shreveport	SSI	1-5 Years, Male and Female	13,502	\$ 514.85	0.9658	\$ 497.26
07	Shreveport	SSI	6-13 Years, Male and Female	32,276	\$ 165.29	0.9740	\$ 161.00
07	Shreveport	SSI	14-18 Years, Male and Female	20,402	\$ 170.61	0.9656	\$ 164.74
07	Shreveport	SSI	19-44 Years, Male and Female	57,262	\$ 366.86	0.9379	\$ 344.07
07	Shreveport	SSI	45+ Years, Male and Female	68,689	\$ 542.95	0.9426	\$ 511.81
07	Shreveport	Family and Children	0-2 Months, Male and Female	21,897	\$ 1,086.13	0.9161	\$ 994.98
07	Shreveport	Family and Children	3-11 Months, Male and Female	48,945	\$ 189.17	0.9641	\$ 182.39
07	Shreveport	Family and Children	1-5 Years, Male and Female	299,375	\$ 83.77	0.9731	\$ 81.52
07	Shreveport	Family and Children	6-13 Years, Male and Female	388,940	\$ 50.12	0.9802	\$ 49.12
07	Shreveport	Family and Children	14-18 Years, Female	107,694	\$ 91.12	0.9774	\$ 89.06
07	Shreveport	Family and Children	14-18 Years, Male	98,222	\$ 54.90	0.9768	\$ 53.62
07	Shreveport	Family and Children	19-44 Years, Female	118,258	\$ 179.95	0.9668	\$ 173.97
07	Shreveport	Family and Children	19-44 Years, Male	3,975	\$ 162.78	0.9775	\$ 159.13
07	Shreveport	Family and Children	45+ Years, Female	4,513	\$ 255.66	0.9766	\$ 249.68
07	Shreveport	Family and Children	45+ Years, Male	861	\$ 248.70	0.9738	\$ 242.17
07	Shreveport	Foster Care Children	Foster Care, All Ages Male & Female	11,832	\$ 113.19	0.9844	\$ 111.42
07	Shreveport	Breast and Cervical Cancer	BCC, All Ages Female	1,383	\$ 1,459.75	0.9762	\$ 1,424.98
07	Shreveport	HCBS Waiver	0-18 Years, Male and Female	848	\$ 895.99	0.9919	\$ 888.77
07	Shreveport	HCBS Waiver	19+ Years, Male and Female	7,476	\$ 318.60	0.9750	\$ 310.63
07	Shreveport	Maternity Kickpayment	Maternity Kickpayment, All Ages	4,961	\$ 5,386.09	0.9999	\$ 5,385.50
08	Monroe	SSI	0-2 Months, Male and Female	121	\$ 17,142.77	0.9466	\$ 16,227.77
08	Monroe	SSI	3-11 Months, Male and Female	583	\$ 3,330.69	0.9450	\$ 3,147.45
08	Monroe	SSI	1-5 Years, Male and Female	7,354	\$ 514.85	0.9658	\$ 497.26
08	Monroe	SSI	6-13 Years, Male and Female	19,143	\$ 165.29	0.9740	\$ 161.00
08	Monroe	SSI	14-18 Years, Male and Female	12,255	\$ 170.61	0.9656	\$ 164.74
08	Monroe	SSI	19-44 Years, Male and Female	37,539	\$ 347.93	0.9900	\$ 344.45
08	Monroe	SSI	45+ Years, Male and Female	46,667	\$ 541.88	0.9899	\$ 536.44
08	Monroe	Family and Children	0-2 Months, Male and Female	15,642	\$ 1,275.23	0.9887	\$ 1,260.84
08	Monroe	Family and Children	3-11 Months, Male and Female	35,441	\$ 214.36	0.9945	\$ 213.19
08	Monroe	Family and Children	1-5 Years, Male and Female	223,806	\$ 95.95	0.9955	\$ 95.52
08	Monroe	Family and Children	6-13 Years, Male and Female	299,386	\$ 57.73	0.9965	\$ 57.53
08	Monroe	Family and Children	14-18 Years, Female	82,837	\$ 92.43	0.9961	\$ 92.07
08	Monroe	Family and Children	14-18 Years, Male	79,756	\$ 62.96	0.9949	\$ 62.64
08	Monroe	Family and Children	19-44 Years, Female	102,127	\$ 158.93	0.9937	\$ 157.93
08	Monroe	Family and Children	19-44 Years, Male	4,958	\$ 162.78	0.9775	\$ 159.13
08	Monroe	Family and Children	45+ Years, Female	3,826	\$ 255.66	0.9766	\$ 249.68
08	Monroe	Family and Children	45+ Years, Male	772	\$ 248.70	0.9738	\$ 242.17
08	Monroe	Foster Care Children	Foster Care, All Ages Male & Female	9,178	\$ 113.19	0.9844	\$ 111.42
08	Monroe	Breast and Cervical Cancer	BCC, All Ages Female	1,231	\$ 1,459.75	0.9762	\$ 1,424.98
08	Monroe	HCBS Waiver	0-18 Years, Male and Female	680	\$ 895.99	0.9919	\$ 888.77
08	Monroe	HCBS Waiver	19+ Years, Male and Female	7,723	\$ 318.60	0.9750	\$ 310.63
08	Monroe	Maternity Kickpayment	Maternity Kickpayment, All Ages	3,657	\$ 5,442.76	0.9999	\$ 5,442.18

Attachment B Rate Development Overview

		8/1/2012-12/31/2012										8/1/2012-12/31/2012									
		State Fiscal Year 2010 Rate Development										State Fiscal Year 2011 Rate Development									
DHH Admin. Region	Region Description	COA Description	RC Description	FY10 Prepaid Base PMPM	Adjustments					FY10 Prepaid PMPM Post- Adjustments	Trend to FY11	FY11 Prepaid Base PMPM	Adjustments					FY11 Prepaid PMPM Post- Adjustments			
					PMPM or Cost/Delivery	Completion Factor	Program Integrity Recoupments (Fraud & Abuse)	IP and OP Hospital Cost Settlements	Fee Schedule Changes				PMPM or Cost/Delivery	Program Integrity Recoupments (Fraud & Abuse)	IP and OP Hospital Cost Settlements	Fee Schedule Changes	PMPM or Cost/Delivery		Completion Factor	Program Integrity Recoupments (Fraud & Abuse)	IP and OP Hospital Cost Settlements
01	New Orleans	SSI	0-2 Months, Male and Female	\$ 17,623.70	1.0019	0.9987	1.0493	0.8921	\$ 16,507.75	1.7%	\$ 16,793.20	\$ 18,100.89	1.0838	0.9952	1.0807	0.9508	\$ 20,059.52				
01	New Orleans	SSI	3-11 Months, Male and Female	\$ 3,842.14	1.0018	0.9994	1.0382	0.8924	\$ 3,563.95	2.0%	\$ 3,634.20	\$ 4,188.62	1.0795	0.9954	1.0698	0.9505	\$ 4,576.67				
01	New Orleans	SSI	1-5 Years, Male and Female	\$ 677.35	1.0013	0.9992	1.0154	0.9009	\$ 619.96	2.7%	\$ 636.54	\$ 493.34	1.0538	0.9966	1.0119	0.9552	\$ 500.87				
01	New Orleans	SSI	6-13 Years, Male and Female	\$ 131.05	1.0006	0.9988	0.9840	0.9142	\$ 117.82	3.8%	\$ 122.35	\$ 152.59	1.0493	0.9966	1.0000	0.9580	\$ 152.85				
01	New Orleans	SSI	14-18 Years, Male and Female	\$ 158.90	1.0008	0.9991	0.9913	0.9049	\$ 142.51	3.7%	\$ 147.84	\$ 145.51	1.0499	0.9967	1.0070	0.9558	\$ 146.56				
01	New Orleans	SSI	19-44 Years, Male and Female	\$ 425.62	1.0010	0.9991	1.0017	0.8982	\$ 382.98	3.4%	\$ 395.87	\$ 352.36	1.0547	0.9965	1.0184	0.9537	\$ 359.68				
01	New Orleans	SSI	45+ Years, Male and Female	\$ 666.56	1.0009	0.9989	0.9875	0.8980	\$ 591.01	3.4%	\$ 611.27	\$ 544.55	1.0535	0.9963	1.0056	0.9528	\$ 547.69				
01	New Orleans	Family and Children	0-2 Months, Male and Female	\$ 1,130.98	1.0006	0.9987	1.0422	0.9187	\$ 1,082.17	1.5%	\$ 1,098.27	\$ 1,039.22	1.0631	0.9957	1.0673	0.9757	\$ 1,145.55				
01	New Orleans	Family and Children	3-11 Months, Male and Female	\$ 154.20	0.9985	0.9984	1.0013	0.9316	\$ 143.40	3.2%	\$ 147.93	\$ 152.14	1.0338	0.9975	1.0152	0.9806	\$ 156.19				
01	New Orleans	Family and Children	1-5 Years, Male and Female	\$ 67.89	0.9978	0.9979	0.9829	0.9299	\$ 61.78	3.9%	\$ 64.17	\$ 65.43	1.0252	0.9979	0.9940	0.9819	\$ 65.32				
01	New Orleans	Family and Children	6-13 Years, Male and Female	\$ 42.39	0.9976	0.9976	0.9767	0.9306	\$ 38.43	3.9%	\$ 39.93	\$ 40.75	1.0208	0.9981	0.9842	0.9834	\$ 40.18				
01	New Orleans	Family and Children	14-18 Years, Female	\$ 68.73	0.9976	0.9983	0.9756	0.9196	\$ 61.41	4.2%	\$ 64.02	\$ 65.22	1.0218	0.9981	0.9798	0.9750	\$ 63.55				
01	New Orleans	Family and Children	14-18 Years, Male	\$ 55.13	0.9983	0.9983	0.9843	0.9216	\$ 49.85	3.7%	\$ 51.68	\$ 53.28	1.0314	0.9973	0.9952	0.9763	\$ 53.24				
01	New Orleans	Family and Children	19-44 Years, Female	\$ 148.75	0.9980	0.9985	0.9708	0.9139	\$ 131.50	4.2%	\$ 137.08	\$ 139.63	1.0275	0.9976	0.9987	0.9736	\$ 137.79				
01	New Orleans	Family and Children	19-44 Years, Male	\$ 140.50	0.9986	0.9983	0.9924	0.9166	\$ 127.41	3.6%	\$ 132.05	\$ 123.32	1.0319	0.9971	0.9911	0.9754	\$ 122.67				
01	New Orleans	Family and Children	45+ Years, Female	\$ 234.23	0.9987	0.9982	0.9782	0.9163	\$ 209.29	3.4%	\$ 216.39	\$ 191.32	1.0274	0.9972	0.9722	0.9752	\$ 185.83				
01	New Orleans	Family and Children	45+ Years, Male	\$ 279.79	0.9986	0.9983	0.9607	0.9149	\$ 245.19	3.5%	\$ 253.83	\$ 164.04	1.0306	0.9970	0.9830	0.9753	\$ 161.60				
01	New Orleans	Foster Care Children	Foster Care, All Ages Male & Female	\$ 106.29	1.0004	0.9984	0.9875	0.9119	\$ 95.60	4.0%	\$ 99.43	\$ 106.36	1.0450	0.9972	1.0075	0.9404	\$ 105.01				
01	New Orleans	Breast and Cervical Cancer	BCC, All Ages Female	\$ 1,681.38	0.9994	0.9995	0.7983	0.8815	\$ 1,182.04	7.5%	\$ 1,270.65	\$ 1,199.05	1.0268	0.9955	0.8594	0.9222	\$ 971.34				
01	New Orleans	HCBS Waiver	0-18 Years, Male and Female	\$ 571.76	1.0008	0.9995	1.0126	0.9093	\$ 526.62	5.3%	\$ 554.61	\$ 441.10	1.0413	0.9984	1.0142	0.9563	\$ 444.75				
01	New Orleans	HCBS Waiver	19+ Years, Male and Female	\$ 267.82	1.0007	0.9992	1.0012	0.9073	\$ 243.24	6.2%	\$ 258.40	\$ 282.51	1.0567	0.9968	1.0274	0.9404	\$ 287.49				
01	New Orleans	Maternity Kickpayment	Maternity Kickpayment, All Ages	\$ 7,230.05	1.0000	1.0000	1.0000	0.8752	\$ 6,328.07	0.0%	\$ 6,328.07	\$ 6,093.23	1.0000	1.0000	1.0000	0.9520	\$ 5,800.68				
09	Mandeville	SSI	0-2 Months, Male and Female	\$ 16,699.64	1.0020	0.9990	1.0147	0.8898	\$ 15,094.58	1.6%	\$ 15,343.57	\$ 11,329.08	1.0808	0.9954	1.0031	0.9522	\$ 11,641.81				
09	Mandeville	SSI	3-11 Months, Male and Female	\$ 6,349.77	1.0018	0.9991	1.0116	0.8935	\$ 5,744.37	2.0%	\$ 5,858.28	\$ 1,492.38	1.0620	0.9964	1.0008	0.9579	\$ 1,513.86				
09	Mandeville	SSI	1-5 Years, Male and Female	\$ 522.93	1.0007	0.9989	0.9961	0.9166	\$ 477.25	3.6%	\$ 494.50	\$ 466.74	1.0468	0.9970	0.9969	0.9591	\$ 465.75				
09	Mandeville	SSI	6-13 Years, Male and Female	\$ 172.88	1.0001	0.9986	0.9897	0.9298	\$ 158.89	4.4%	\$ 165.95	\$ 183.97	1.0324	0.9976	0.9936	0.9658	\$ 181.81				
09	Mandeville	SSI	14-18 Years, Male and Female	\$ 151.73	1.0000	0.9988	0.9888	0.9251	\$ 138.63	4.9%	\$ 145.46	\$ 164.61	1.0368	0.9976	0.9963	0.9659	\$ 163.83				
09	Mandeville	SSI	19-44 Years, Male and Female	\$ 389.29	1.0006	0.9989	0.9939	0.9038	\$ 349.53	4.2%	\$ 364.07	\$ 322.88	1.0461	0.9970	0.9967	0.9549	\$ 320.51				
09	Mandeville	SSI	45+ Years, Male and Female	\$ 636.90	1.0007	0.9987	0.9924	0.9023	\$ 569.91	3.9%	\$ 592.28	\$ 533.21	1.0483	0.9966	0.9956	0.9541	\$ 529.13				
09	Mandeville	Family and Children	0-2 Months, Male and Female	\$ 989.41	1.0004	0.9984	1.0108	0.9192	\$ 918.09	1.7%	\$ 933.29	\$ 973.85	1.0597	0.9959	1.0023	0.9764	\$ 1,005.90				
09	Mandeville	Family and Children	3-11 Months, Male and Female	\$ 163.32	0.9981	0.9977	0.9978	0.9341	\$ 151.57	3.4%	\$ 156.68	\$ 155.55	1.0276	0.9979	0.9987	0.9838	\$ 156.73				
09	Mandeville	Family and Children	1-5 Years, Male and Female	\$ 80.53	0.9976	0.9974	0.9930	0.9318	\$ 74.14	4.0%	\$ 77.08	\$ 79.05	1.0224	0.9980	0.9974	0.9833	\$ 79.08				
09	Mandeville	Family and Children	6-13 Years, Male and Female	\$ 56.01	0.9974	0.9977	0.9923	0.9374	\$ 51.84	4.1%	\$ 53.97	\$ 54.01	1.0186	0.9985	0.9974	0.9882	\$ 54.14				
09	Mandeville	Family and Children	14-18 Years, Female	\$ 82.40	0.9971	0.9982	0.9893	0.9262	\$ 75.16	4.8%	\$ 78.73	\$ 79.18	1.0184	0.9985	0.9966	0.9790	\$ 78.55				
09	Mandeville	Family and Children	14-18 Years, Male	\$ 60.12	0.9973	0.9981	0.9892	0.9292	\$ 55.00	4.7%	\$ 57.57	\$ 59.38	1.0191	0.9982	0.9957	0.9807	\$ 58.99				
09	Mandeville	Family and Children	19-44 Years, Female	\$ 176.17	0.9977	0.9986	0.9875	0.9148	\$ 158.55	4.8%	\$ 166.15	\$ 153.66	1.0225	0.9980	0.9952	0.9719	\$ 151.65				
09	Mandeville	Family and Children	19-44 Years, Male	\$ 211.31	0.9985	0.9985	0.9933	0.9162	\$ 191.74	4.1%	\$ 199.61	\$ 166.46	1.0317	0.9974	0.9971	0.9724	\$ 166.07				
09	Mandeville	Family and Children	45+ Years, Female	\$ 313.67	0.9985	0.9982	0.9926	0.9165	\$ 284.45	3.7%	\$ 294.90	\$ 302.41	1.0375	0.9968	0.9981	0.9725	\$ 302.94				
09	Mandeville	Family and Children	45+ Years, Male	\$ 264.49	0.9986	0.9978	0.9948	0.9170	\$ 240.41	3.6%	\$ 249.01	\$ 240.81	1.0232	0.9970	0.9903	0.9696	\$ 235.88				
09	Mandeville	Foster Care Children	Foster Care, All Ages Male & Female	\$ 89.55	0.9999	0.9976	0.9907	0.9267	\$ 82.00	4.7%	\$ 85.84	\$ 105.90	1.0332	0.9979	0.9972	0.9671	\$ 105.31				
09	Mandeville	Breast and Cervical Cancer	BCC, All Ages Female	\$ 863.68	0.9997	0.9992	0.9521	0.8820	\$ 724.45	6.5%	\$ 771.86	\$ 1,075.90	1.0282	0.9963	0.9831	0.9313	\$ 1,009.15				
09	Mandeville	HCBS Waiver	0-18 Years, Male and Female	\$ 664.82	1.0001	0.9995	0.9950	0.9350	\$ 618.29	6.2%	\$ 656.73	\$ 568.75	1.0329	0.9991	0.9986	0.9625	\$ 564.14				
09	Mandeville	HCBS Waiver	19+ Years, Male and Female	\$ 257.98	1.0008	0.9990	0.9969	0.8987	\$ 231.10	6.3%	\$ 245.59	\$ 270.79	1.0564	0.9967	0.9987	0.9403	\$ 267.73				
09	Mandeville	Maternity Kickpayment	Maternity Kickpayment, All Ages	\$ 5,169.46	1.0000	1.0000	1.0000	0.8752	\$ 4,524.55	0.0%	\$ 4,524.55	\$ 4,661.70	1.0000	1.0000	1.0000	0.9520	\$ 4,437.89				

Attachment B Rate Development Overview

				8/1/2012-12/31/2012									
				Weighted FY10 and FY11 PMPM at FY11		Projected FFS PMPM		PMPM Post MC Savings	PMPM Post Smoothing w/Statewide		Final Prepaid Premium w/ Tax (Gross of GME)		Final Prepaid Premium w/ Tax Net of GME
DHH Admin Region	Region Description	COA Description	RC Description	PMPM or Cost/Delivery	Trend	PMPM or Cost/Delivery	MC Savings	PMPM or Cost/Delivery	PMPM or Cost/Delivery	Premium w/Tax Load	PMPM or Cost/Delivery	GME Adjustment	PMPM or Cost/Delivery
01	New Orleans	SSI	0-2 Months, Male and Female	\$ 18,752.99	1.69%	\$ 19,326.04	-15.51%	\$ 16,327.68	\$ 14,726.70	14.1%	\$ 17,142.77	0.9466	\$ 16,227.77
01	New Orleans	SSI	3-11 Months, Male and Female	\$ 4,199.62	1.95%	\$ 4,348.32	-14.43%	\$ 3,721.01	\$ 2,861.27	14.1%	\$ 3,330.69	0.9450	\$ 3,147.45
01	New Orleans	SSI	1-5 Years, Male and Female	\$ 555.14	3.10%	\$ 586.54	-9.85%	\$ 528.76	\$ 442.29	14.1%	\$ 514.85	0.9658	\$ 497.26
01	New Orleans	SSI	6-13 Years, Male and Female	\$ 140.65	3.92%	\$ 150.72	-9.30%	\$ 136.70	\$ 142.00	14.1%	\$ 165.29	0.9740	\$ 161.00
01	New Orleans	SSI	14-18 Years, Male and Female	\$ 147.07	3.89%	\$ 157.53	-10.81%	\$ 140.50	\$ 146.57	14.1%	\$ 170.61	0.9656	\$ 164.74
01	New Orleans	SSI	19-44 Years, Male and Female	\$ 374.16	3.57%	\$ 398.54	-13.18%	\$ 346.03	\$ 346.03	14.1%	\$ 402.79	0.8977	\$ 361.57
01	New Orleans	SSI	45+ Years, Male and Female	\$ 573.12	3.63%	\$ 611.09	-13.04%	\$ 531.42	\$ 531.42	14.1%	\$ 618.59	0.9012	\$ 557.49
01	New Orleans	Family and Children	0-2 Months, Male and Female	\$ 1,126.64	1.51%	\$ 1,157.45	-20.42%	\$ 921.14	\$ 921.14	14.1%	\$ 1,072.27	0.8509	\$ 912.44
01	New Orleans	Family and Children	3-11 Months, Male and Female	\$ 162.88	3.22%	\$ 161.86	-7.85%	\$ 149.16	\$ 149.16	14.1%	\$ 173.63	0.9477	\$ 164.55
01	New Orleans	Family and Children	1-5 Years, Male and Female	\$ 64.86	3.93%	\$ 69.52	-6.94%	\$ 64.70	\$ 64.70	14.1%	\$ 75.31	0.9646	\$ 72.65
01	New Orleans	Family and Children	6-13 Years, Male and Female	\$ -40.08	4.07%	\$ 43.07	-5.51%	\$ 40.26	\$ 40.26	14.1%	\$ 46.87	0.9733	\$ 45.62
01	New Orleans	Family and Children	14-18 Years, Female	\$ 63.74	4.39%	\$ 68.86	-9.60%	\$ 62.25	\$ 62.25	14.1%	\$ 72.46	0.9698	\$ 70.27
01	New Orleans	Family and Children	14-18 Years, Male	\$ 52.62	3.78%	\$ 56.25	-12.67%	\$ 49.12	\$ 49.12	14.1%	\$ 57.18	0.9471	\$ 54.16
01	New Orleans	Family and Children	19-44 Years, Female	\$ 137.51	4.29%	\$ 148.30	-12.99%	\$ 129.04	\$ 129.04	14.1%	\$ 150.21	0.9483	\$ 142.45
01	New Orleans	Family and Children	19-44 Years, Male	\$ 126.42	3.91%	\$ 135.45	-15.36%	\$ 114.65	\$ 139.84	14.1%	\$ 162.78	0.9775	\$ 159.13
01	New Orleans	Family and Children	45+ Years, Female	\$ 198.06	3.87%	\$ 212.07	-13.63%	\$ 183.16	\$ 219.63	14.1%	\$ 255.66	0.9766	\$ 249.68
01	New Orleans	Family and Children	45+ Years, Male	\$ 198.49	3.75%	\$ 212.09	-14.89%	\$ 180.52	\$ 213.65	14.1%	\$ 248.70	0.9738	\$ 242.17
01	New Orleans	Foster Care Children	Foster Care, All Ages Male & Female	\$ 102.78	4.01%	\$ 110.31	-7.06%	\$ 102.52	\$ 97.24	14.1%	\$ 113.19	0.9844	\$ 111.42
01	New Orleans	Breast and Cervical Cancer	BCC, All Ages Female	\$ 1,091.07	7.30%	\$ 1,238.66	-12.91%	\$ 1,078.76	\$ 1,254.06	14.1%	\$ 1,459.75	0.9762	\$ 1,424.98
01	New Orleans	HCBS Waiver	0-18 Years, Male and Female	\$ 488.70	5.65%	\$ 539.48	-0.55%	\$ 536.50	\$ 769.71	14.1%	\$ 895.99	0.9919	\$ 888.77
01	New Orleans	HCBS Waiver	19+ Years, Male and Female	\$ 275.85	6.03%	\$ 306.49	-11.51%	\$ 271.21	\$ 273.70	14.1%	\$ 318.60	0.9750	\$ 310.63
01	New Orleans	Maternity Kickpayment	Maternity Kickpayment, All Ages	\$ 6,011.64	0.00%	\$ 6,011.64	1.74%	\$ 6,116.24	\$ 6,116.24	8.2%	\$ 6,660.96	0.9488	\$ 6,319.93
09	Mandeville	SSI	0-2 Months, Male and Female	\$ 13,122.51	1.73%	\$ 13,533.03	-15.67%	\$ 11,412.92	\$ 14,726.70	14.1%	\$ 17,142.77	0.9466	\$ 16,227.77
09	Mandeville	SSI	3-11 Months, Male and Female	\$ 3,251.63	2.23%	\$ 3,383.40	-13.05%	\$ 2,941.85	\$ 2,861.27	14.1%	\$ 3,330.69	0.9450	\$ 3,147.45
09	Mandeville	SSI	1-5 Years, Male and Female	\$ 477.25	3.82%	\$ 510.58	-6.90%	\$ 475.34	\$ 442.29	14.1%	\$ 514.85	0.9658	\$ 497.26
09	Mandeville	SSI	6-13 Years, Male and Female	\$ 175.47	4.82%	\$ 190.98	-4.60%	\$ 182.19	\$ 142.00	14.1%	\$ 165.29	0.9740	\$ 161.00
09	Mandeville	SSI	14-18 Years, Male and Female	\$ 156.48	4.83%	\$ 170.35	-6.70%	\$ 158.94	\$ 146.57	14.1%	\$ 170.61	0.9656	\$ 164.74
09	Mandeville	SSI	19-44 Years, Male and Female	\$ 337.93	4.44%	\$ 365.39	-12.50%	\$ 319.73	\$ 319.73	14.1%	\$ 372.18	0.9919	\$ 369.15
09	Mandeville	SSI	45+ Years, Male and Female	\$ 554.39	4.23%	\$ 597.27	-12.37%	\$ 523.37	\$ 523.37	14.1%	\$ 609.22	0.9861	\$ 606.84
09	Mandeville	Family and Children	0-2 Months, Male and Female	\$ 976.85	1.67%	\$ 1,006.42	-19.08%	\$ 814.40	\$ 814.40	14.1%	\$ 948.02	0.9948	\$ 943.11
09	Mandeville	Family and Children	3-11 Months, Male and Female	\$ 156.71	3.43%	\$ 166.52	-4.52%	\$ 159.00	\$ 159.00	14.1%	\$ 185.08	0.9985	\$ 184.80
09	Mandeville	Family and Children	1-5 Years, Male and Female	\$ 78.28	4.04%	\$ 84.07	-5.45%	\$ 79.49	\$ 79.49	14.1%	\$ 92.53	0.9978	\$ 92.33
09	Mandeville	Family and Children	6-13 Years, Male and Female	\$ 54.07	4.18%	\$ 58.21	-4.91%	\$ 55.35	\$ 55.35	14.1%	\$ 64.43	0.9982	\$ 64.32
09	Mandeville	Family and Children	14-18 Years, Female	\$ 78.62	4.75%	\$ 85.48	-7.35%	\$ 79.19	\$ 79.19	14.1%	\$ 92.18	0.9986	\$ 92.06
09	Mandeville	Family and Children	14-18 Years, Male	\$ 58.42	4.73%	\$ 63.49	-8.05%	\$ 58.38	\$ 58.38	14.1%	\$ 67.96	0.9986	\$ 67.86
09	Mandeville	Family and Children	19-44 Years, Female	\$ 157.45	4.99%	\$ 171.88	-12.06%	\$ 151.15	\$ 151.15	14.1%	\$ 175.95	0.9989	\$ 175.75
09	Mandeville	Family and Children	19-44 Years, Male	\$ 179.49	4.28%	\$ 193.54	-15.36%	\$ 163.82	\$ 139.84	14.1%	\$ 162.78	0.9775	\$ 159.13
09	Mandeville	Family and Children	45+ Years, Female	\$ 299.72	3.78%	\$ 320.40	-14.87%	\$ 272.77	\$ 219.63	14.1%	\$ 255.66	0.9766	\$ 249.68
09	Mandeville	Family and Children	45+ Years, Male	\$ 241.13	4.53%	\$ 261.17	-13.64%	\$ 225.55	\$ 213.65	14.1%	\$ 248.70	0.9738	\$ 242.17
09	Mandeville	Foster Care Children	Foster Care, All Ages Male & Female	\$ 97.52	4.66%	\$ 105.85	-4.18%	\$ 101.42	\$ 97.24	14.1%	\$ 113.19	0.9844	\$ 111.42
09	Mandeville	Breast and Cervical Cancer	BCC, All Ages Female	\$ 914.23	6.69%	\$ 1,027.33	-11.99%	\$ 904.13	\$ 1,254.06	14.1%	\$ 1,459.75	0.9762	\$ 1,424.98
09	Mandeville	HCBS Waiver	0-18 Years, Male and Female	\$ 601.18	6.41%	\$ 672.36	4.14%	\$ 700.21	\$ 769.71	14.1%	\$ 895.99	0.9919	\$ 888.77
09	Mandeville	HCBS Waiver	19+ Years, Male and Female	\$ 258.87	6.24%	\$ 288.66	-11.55%	\$ 255.33	\$ 273.70	14.1%	\$ 318.60	0.9750	\$ 310.63
09	Mandeville	Maternity Kickpayment	Maternity Kickpayment, All Ages	\$ 4,472.55	0.00%	\$ 4,472.55	1.74%	\$ 4,550.38	\$ 4,550.38	8.2%	\$ 4,955.64	0.9965	\$ 4,938.32

Attachment B Rate Development Overview

		8/1/2012-12/31/2012										8/1/2012-12/31/2012									
		State Fiscal Year 2010 Rate Development										State Fiscal Year 2011 Rate Development									
		FY10 Prepaid Base PMPM					Adjustments					FY11 Prepaid Base PMPM					Adjustments				
DHH Admin. Region	Region Description	COA Description	RC Description	PMPM or Cost/Delivery	Completion Factor	Program Integrity (Fraud & Abuse)	IP and OP Hospital Cost Settlements	Fee Schedule Changes	PMPM or Cost/Delivery	Trend to FY11	PMPM or Cost/Delivery	PMPM or Cost/Delivery	Completion Factor	Program Integrity (Fraud & Abuse)	IP and OP Hospital Cost Settlements	Fee Schedule Changes	PMPM or Cost/Delivery				
02	Baton Rouge	SSI	0-2 Months, Male and Female	\$ 15,368.15	1.0019	0.9987	1.0367	0.8929	\$ 14,234.36	1.7%	\$ 14,481.35	\$ 19,769.02	1.0837	0.9952	1.0154	0.9515	\$ 20,598.69				
02	Baton Rouge	SSI	3-11 Months, Male and Female	\$ 3,174.03	1.0017	0.9991	1.0313	0.8965	\$ 2,936.82	2.1%	\$ 2,998.92	\$ 2,706.67	1.0709	0.9960	1.0112	0.9525	\$ 2,780.67				
02	Baton Rouge	SSI	1-5 Years, Male and Female	\$ 495.81	1.0009	0.9988	1.0152	0.9124	\$ 459.09	3.2%	\$ 473.86	\$ 357.87	1.0458	0.9975	1.0020	0.9608	\$ 359.37				
02	Baton Rouge	SSI	6-13 Years, Male and Female	\$ 162.32	1.0008	0.9987	1.0154	0.9141	\$ 150.60	3.4%	\$ 155.66	\$ 121.91	1.0417	0.9975	1.0016	0.9677	\$ 122.79				
02	Baton Rouge	SSI	14-18 Years, Male and Female	\$ 165.32	1.0008	0.9990	1.0151	0.9105	\$ 152.76	3.6%	\$ 158.31	\$ 124.70	1.0445	0.9973	1.0023	0.9618	\$ 125.22				
02	Baton Rouge	SSI	19-44 Years, Male and Female	\$ 431.19	1.0010	0.9992	1.0174	0.8988	\$ 394.37	3.5%	\$ 407.99	\$ 349.76	1.0526	0.9967	1.0032	0.9528	\$ 350.75				
02	Baton Rouge	SSI	45+ Years, Male and Female	\$ 569.26	1.0006	0.9989	1.0057	0.9014	\$ 515.76	4.1%	\$ 537.12	\$ 530.92	1.0478	0.9966	0.9988	0.9525	\$ 527.39				
02	Baton Rouge	Family and Children	0-2 Months, Male and Female	\$ 1,102.56	1.0007	0.9987	1.0330	0.9182	\$ 1,045.13	1.5%	\$ 1,060.39	\$ 1,066.71	1.0644	0.9956	1.0134	0.9757	\$ 1,138.65				
02	Baton Rouge	Family and Children	3-11 Months, Male and Female	\$ 174.28	0.9989	0.9983	1.0144	0.9300	\$ 163.94	2.8%	\$ 168.60	\$ 168.32	1.0380	0.9973	1.0051	0.9811	\$ 171.82				
02	Baton Rouge	Family and Children	1-5 Years, Male and Female	\$ 63.29	0.9977	0.9976	1.0021	0.9332	\$ 58.91	3.9%	\$ 61.19	\$ 64.44	1.0261	0.9979	1.0005	0.9834	\$ 64.91				
02	Baton Rouge	Family and Children	6-13 Years, Male and Female	\$ 40.26	0.9974	0.9976	1.0003	0.9362	\$ 37.60	4.0%	\$ 39.09	\$ 39.30	1.0195	0.9985	0.9990	0.9876	\$ 39.47				
02	Baton Rouge	Family and Children	14-18 Years, Female	\$ 65.94	0.9974	0.9983	0.9979	0.9267	\$ 60.72	4.6%	\$ 63.49	\$ 60.27	1.0183	0.9986	0.9974	0.9774	\$ 59.74				
02	Baton Rouge	Family and Children	14-18 Years, Male	\$ 48.39	0.9976	0.9981	1.0002	0.9292	\$ 44.78	4.3%	\$ 46.70	\$ 45.19	1.0213	0.9982	0.9981	0.9808	\$ 45.10				
02	Baton Rouge	Family and Children	19-44 Years, Female	\$ 138.68	0.9976	0.9988	0.9980	0.9143	\$ 125.84	4.9%	\$ 132.04	\$ 128.73	1.0215	0.9980	0.9951	0.9694	\$ 126.59				
02	Baton Rouge	Family and Children	19-44 Years, Male	\$ 173.09	0.9985	0.9987	1.0071	0.9169	\$ 159.39	4.0%	\$ 165.75	\$ 129.16	1.0306	0.9974	0.9992	0.9730	\$ 129.09				
02	Baton Rouge	Family and Children	45+ Years, Female	\$ 242.32	0.9981	0.9984	0.9968	0.9159	\$ 220.45	4.3%	\$ 229.97	\$ 222.11	1.0306	0.9971	0.9973	0.9730	\$ 221.48				
02	Baton Rouge	Family and Children	45+ Years, Male	\$ 204.80	0.9987	0.9982	1.0105	0.9182	\$ 189.45	3.3%	\$ 195.80	\$ 174.04	1.0309	0.9973	0.9991	0.9744	\$ 174.21				
02	Baton Rouge	Foster Care Children	Foster Care, All Ages Male & Female	\$ 91.06	1.0001	0.9982	1.0048	0.9255	\$ 84.54	4.3%	\$ 88.15	\$ 83.48	1.0361	0.9980	1.0011	0.9629	\$ 83.22				
02	Baton Rouge	Breast and Cervical Cancer	BCC, All Ages Female	\$ 1,395.45	0.9985	0.9986	0.9634	0.8823	\$ 1,185.20	7.1%	\$ 1,268.96	\$ 1,395.50	1.0223	0.9959	0.9735	0.9271	\$ 1,262.33				
02	Baton Rouge	HCBS Waiver	0-18 Years, Male and Female	\$ 397.01	1.0000	0.9995	1.0019	0.9452	\$ 375.78	6.0%	\$ 398.51	\$ 345.92	1.0309	0.9988	0.9984	0.9670	\$ 343.90				
02	Baton Rouge	HCBS Waiver	19+ Years, Male and Female	\$ 242.67	1.0006	0.9991	1.0101	0.9034	\$ 221.40	6.4%	\$ 235.58	\$ 198.06	1.0426	0.9976	1.0003	0.9495	\$ 195.67				
02	Baton Rouge	Maternity Kickpayment	Maternity Kickpayment, All Ages	\$ 5,612.40	1.0000	1.0000	1.0000	0.8752	\$ 4,912.23	0.0%	\$ 4,912.23	\$ 5,042.42	1.0000	1.0000	1.0000	0.9520	\$ 4,800.33				
03	Thibodaux	SSI	0-2 Months, Male and Female	\$ 20,186.39	1.0020	0.9990	1.1010	0.8892	\$ 19,783.21	1.6%	\$ 20,099.07	\$ 20,191.35	1.0862	0.9951	1.0228	0.9496	\$ 21,194.58				
03	Thibodaux	SSI	3-11 Months, Male and Female	\$ 3,338.09	1.0018	0.9992	1.0909	0.8939	\$ 3,258.50	2.0%	\$ 3,322.80	\$ 3,250.73	1.0762	0.9955	1.0204	0.9527	\$ 3,385.85				
03	Thibodaux	SSI	1-5 Years, Male and Female	\$ 357.69	1.0006	0.9990	1.0423	0.9173	\$ 341.84	3.8%	\$ 354.73	\$ 387.19	1.0502	0.9970	1.0138	0.9583	\$ 393.87				
03	Thibodaux	SSI	6-13 Years, Male and Female	\$ 120.75	1.0002	0.9986	1.0297	0.9272	\$ 115.14	4.5%	\$ 120.30	\$ 120.36	1.0337	0.9978	1.0098	0.9702	\$ 121.63				
03	Thibodaux	SSI	14-18 Years, Male and Female	\$ 121.19	0.9999	0.9987	1.0211	0.9245	\$ 114.25	5.2%	\$ 120.20	\$ 135.33	1.0364	0.9977	1.0106	0.9633	\$ 136.23				
03	Thibodaux	SSI	19-44 Years, Male and Female	\$ 322.37	1.0004	0.9991	1.0433	0.9035	\$ 303.74	4.7%	\$ 317.90	\$ 284.05	1.0436	0.9970	1.0142	0.9539	\$ 285.94				
03	Thibodaux	SSI	45+ Years, Male and Female	\$ 547.28	1.0004	0.9989	1.0418	0.9030	\$ 514.43	4.7%	\$ 538.56	\$ 530.60	1.0444	0.9965	1.0163	0.9523	\$ 534.50				
03	Thibodaux	Family and Children	0-2 Months, Male and Female	\$ 899.47	1.0003	0.9985	1.0770	0.9205	\$ 890.70	1.7%	\$ 905.92	\$ 844.22	1.0569	0.9961	1.0174	0.9773	\$ 883.69				
03	Thibodaux	Family and Children	3-11 Months, Male and Female	\$ 157.41	0.9980	0.9980	1.0281	0.9376	\$ 151.13	3.5%	\$ 156.41	\$ 160.79	1.0294	0.9978	1.0090	0.9831	\$ 163.84				
03	Thibodaux	Family and Children	1-5 Years, Male and Female	\$ 76.16	0.9975	0.9978	1.0186	0.9360	\$ 72.28	4.2%	\$ 75.30	\$ 74.16	1.0211	0.9983	1.0066	0.9846	\$ 74.92				
03	Thibodaux	Family and Children	6-13 Years, Male and Female	\$ 50.79	0.9972	0.9977	1.0110	0.9406	\$ 48.05	4.4%	\$ 50.16	\$ 50.49	1.0168	0.9986	1.0053	0.9883	\$ 50.93				
03	Thibodaux	Family and Children	14-18 Years, Female	\$ 89.49	0.9972	0.9984	1.0110	0.9277	\$ 83.56	4.8%	\$ 87.54	\$ 85.60	1.0168	0.9985	1.0064	0.9777	\$ 85.50				
03	Thibodaux	Family and Children	14-18 Years, Male	\$ 63.36	0.9976	0.9983	1.0194	0.9305	\$ 59.86	4.6%	\$ 62.60	\$ 62.47	1.0205	0.9981	1.0085	0.9798	\$ 62.87				
03	Thibodaux	Family and Children	19-44 Years, Female	\$ 180.43	0.9977	0.9988	1.0213	0.9172	\$ 168.42	4.8%	\$ 176.53	\$ 167.66	1.0221	0.9980	1.0094	0.9713	\$ 167.66				
03	Thibodaux	Family and Children	19-44 Years, Male	\$ 201.72	0.9984	0.9988	1.0388	0.9161	\$ 191.45	4.4%	\$ 199.81	\$ 144.02	1.0227	0.9974	1.0126	0.9704	\$ 144.35				
03	Thibodaux	Family and Children	45+ Years, Female	\$ 308.04	0.9982	0.9987	1.0339	0.9171	\$ 291.17	4.5%	\$ 304.15	\$ 260.88	1.0300	0.9970	1.0136	0.9718	\$ 263.90				
03	Thibodaux	Family and Children	45+ Years, Male	\$ 290.74	0.9982	0.9990	1.0324	0.9116	\$ 272.85	4.6%	\$ 285.53	\$ 250.48	1.0329	0.9965	1.0168	0.9690	\$ 254.01				
03	Thibodaux	Foster Care Children	Foster Care, All Ages Male & Female	\$ 93.24	0.9998	0.9975	1.0120	0.9312	\$ 87.62	4.7%	\$ 91.78	\$ 88.30	1.0231	0.9985	1.0059	0.9835	\$ 89.24				
03	Thibodaux	Breast and Cervical Cancer	BCC, All Ages Female	\$ 1,999.25	0.9993	0.9995	1.0097	0.8865	\$ 1,787.52	8.0%	\$ 1,930.69	\$ 1,762.91	1.0276	0.9957	1.0223	0.9225	\$ 1,700.89				
03	Thibodaux	HCBS Waiver	0-18 Years, Male and Female	\$ 411.03	0.9999	0.9996	1.0089	0.9464	\$ 392.29	6.5%	\$ 417.82	\$ 353.95	1.0368	0.9987	1.0059	0.9609	\$ 354.26				
03	Thibodaux	HCBS Waiver	19+ Years, Male and Female	\$ 251.74	1.0005	0.9992	1.0383	0.9100	\$ 237.78	6.7%	\$ 253.61	\$ 226.80	1.0436	0.9977	1.0108	0.9492	\$ 226.57				
03	Thibodaux	Maternity Kickpayment	Maternity Kickpayment, All Ages	\$ 5,412.89	1.0000	1.0000	1.0000	0.8752	\$ 4,737.61	0.0%	\$ 4,737.61	\$ 5,036.47	1.0000	1.0000	1.0000	0.9520	\$ 4,794.66				

Attachment B Rate Development Overview

Page 35

8/1/2012-12/31/2012													
DHH Admin. Region	Region Description	COA Description	RC Description	Weighted FY10 and FY11 PMPM at FY11	Trend	Projected FFS PMPM	MC Savings	PMPM Post MC Savings	PMPM Post Smoothing w/Statewide	Premium w/Tax Load	Final Prepaid Premium w/Tax (Gross of GME)	Final Prepaid Premium w/Tax (Net of GME)	
				PMPM or Cost/Delivery		PMPM or Cost/Delivery		PMPM or Cost/Delivery	PMPM or Cost/Delivery		PMPM or Cost/Delivery	GME Adjustment	PMPM or Cost/Delivery
02	Baton Rouge	SSI	0-2 Months, Male and Female	\$ 18,151.75	1.69%	\$ 18,708.46	-15.39%	\$ 15,828.38	\$ 14,726.70	14.1%	\$ 17,142.77	0.9466	\$ 16,227.77
02	Baton Rouge	SSI	3-11 Months, Male and Female	\$ 2,867.97	2.22%	\$ 2,983.45	-12.61%	\$ 2,607.23	\$ 2,861.27	14.1%	\$ 3,330.69	0.9450	\$ 3,147.45
02	Baton Rouge	SSI	1-5 Years, Male and Female	\$ 405.17	3.52%	\$ 431.21	-6.36%	\$ 403.77	\$ 442.29	14.1%	\$ 514.85	0.9658	\$ 497.26
02	Baton Rouge	SSI	6-13 Years, Male and Female	\$ 135.94	3.72%	\$ 145.18	-6.65%	\$ 135.52	\$ 142.00	14.1%	\$ 165.29	0.9740	\$ 161.00
02	Baton Rouge	SSI	14-18 Years, Male and Female	\$ 138.46	4.00%	\$ 148.58	-8.93%	\$ 135.31	\$ 146.57	14.1%	\$ 170.61	0.9656	\$ 164.74
02	Baton Rouge	SSI	19-44 Years, Male and Female	\$ 373.65	3.82%	\$ 399.73	-12.86%	\$ 348.31	\$ 348.31	14.1%	\$ 405.45	0.9829	\$ 398.52
02	Baton Rouge	SSI	45+ Years, Male and Female	\$ 531.28	4.36%	\$ 573.70	-12.27%	\$ 503.31	\$ 503.31	14.1%	\$ 585.88	0.9849	\$ 577.02
02	Baton Rouge	Family and Children	0-2 Months, Male and Female	\$ 1,107.35	1.47%	\$ 1,136.87	-20.91%	\$ 899.13	\$ 899.13	14.1%	\$ 1,046.65	0.9870	\$ 1,033.10
02	Baton Rouge	Family and Children	3-11 Months, Male and Female	\$ 170.53	2.89%	\$ 179.52	-8.88%	\$ 163.58	\$ 163.58	14.1%	\$ 190.42	0.9920	\$ 188.91
02	Baton Rouge	Family and Children	1-5 Years, Male and Female	\$ 63.42	3.83%	\$ 67.86	-5.52%	\$ 64.12	\$ 64.12	14.1%	\$ 74.64	0.9943	\$ 74.21
02	Baton Rouge	Family and Children	6-13 Years, Male and Female	\$ 39.32	4.02%	\$ 42.21	-3.98%	\$ 40.53	\$ 40.53	14.1%	\$ 47.18	0.9956	\$ 46.97
02	Baton Rouge	Family and Children	14-18 Years, Female	\$ 61.24	4.70%	\$ 66.52	-7.02%	\$ 61.85	\$ 61.85	14.1%	\$ 72.00	0.9949	\$ 71.63
02	Baton Rouge	Family and Children	14-18 Years, Male	\$ 45.74	4.43%	\$ 49.45	-7.84%	\$ 45.57	\$ 45.57	14.1%	\$ 53.05	0.9943	\$ 52.75
02	Baton Rouge	Family and Children	19-44 Years, Female	\$ 128.77	5.15%	\$ 140.96	-12.00%	\$ 124.05	\$ 124.05	14.1%	\$ 144.40	0.9915	\$ 143.17
02	Baton Rouge	Family and Children	19-44 Years, Male	\$ 143.75	4.23%	\$ 154.87	-14.73%	\$ 132.05	\$ 139.84	14.1%	\$ 162.78	0.9775	\$ 159.13
02	Baton Rouge	Family and Children	45+ Years, Female	\$ 224.88	4.36%	\$ 242.85	-13.55%	\$ 209.95	\$ 219.63	14.1%	\$ 255.66	0.9765	\$ 249.68
02	Baton Rouge	Family and Children	45+ Years, Male	\$ 182.84	3.73%	\$ 195.31	-14.25%	\$ 167.48	\$ 213.65	14.1%	\$ 248.70	0.9738	\$ 242.17
02	Baton Rouge	Foster Care Children	Foster Care, All Ages Male & Female	\$ 85.19	4.31%	\$ 91.92	-3.82%	\$ 88.40	\$ 97.24	14.1%	\$ 113.19	0.9844	\$ 111.42
02	Baton Rouge	Breast and Cervical Cancer	BCC, All Ages Female	\$ 1,276.98	7.45%	\$ 1,453.31	-12.11%	\$ 1,277.39	\$ 1,254.06	14.1%	\$ 1,459.75	0.9762	\$ 1,424.98
02	Baton Rouge	HCBS Waiver	0-18 Years, Male and Female	\$ 365.75	6.17%	\$ 407.38	-5.21%	\$ 428.58	\$ 769.71	14.1%	\$ 895.99	0.9919	\$ 888.77
02	Baton Rouge	HCBS Waiver	19+ Years, Male and Female	\$ 211.63	6.77%	\$ 238.12	-9.53%	\$ 215.43	\$ 273.70	14.1%	\$ 318.60	0.9750	\$ 310.63
02	Baton Rouge	Maternity Kickpayment	Maternity Kickpayment, All Ages	\$ 4,845.09	0.00%	\$ 4,845.09	1.74%	\$ 4,929.40	\$ 4,929.40	8.2%	\$ 5,368.41	0.9888	\$ 5,362.07
03	Thibodaux	SSI	0-2 Months, Male and Female	\$ 20,756.38	1.60%	\$ 21,358.91	-15.93%	\$ 17,955.48	\$ 14,726.70	14.1%	\$ 17,142.77	0.9466	\$ 16,227.77
03	Thibodaux	SSI	3-11 Months, Male and Female	\$ 3,360.63	2.09%	\$ 3,488.26	-14.02%	\$ 2,999.27	\$ 2,861.27	14.1%	\$ 3,330.69	0.9450	\$ 3,147.45
03	Thibodaux	SSI	1-5 Years, Male and Female	\$ 378.21	3.81%	\$ 404.51	-6.76%	\$ 377.18	\$ 442.29	14.1%	\$ 514.85	0.9658	\$ 497.26
03	Thibodaux	SSI	6-13 Years, Male and Female	\$ 121.10	4.75%	\$ 131.65	-5.47%	\$ 124.45	\$ 142.00	14.1%	\$ 165.29	0.9740	\$ 161.00
03	Thibodaux	SSI	14-18 Years, Male and Female	\$ 129.82	5.18%	\$ 142.17	-8.26%	\$ 130.43	\$ 146.57	14.1%	\$ 170.61	0.9656	\$ 164.74
03	Thibodaux	SSI	19-44 Years, Male and Female	\$ 298.73	4.94%	\$ 325.84	-12.84%	\$ 284.02	\$ 284.02	14.1%	\$ 330.61	0.9729	\$ 321.66
03	Thibodaux	SSI	45+ Years, Male and Female	\$ 536.13	4.92%	\$ 584.50	-12.82%	\$ 509.55	\$ 509.55	14.1%	\$ 593.14	0.9753	\$ 578.50
03	Thibodaux	Family and Children	0-2 Months, Male and Female	\$ 892.58	1.79%	\$ 921.50	-17.87%	\$ 756.84	\$ 756.84	14.1%	\$ 881.01	0.9684	\$ 853.15
03	Thibodaux	Family and Children	3-11 Months, Male and Female	\$ 160.87	3.57%	\$ 171.36	-5.33%	\$ 162.23	\$ 162.23	14.1%	\$ 188.84	0.9874	\$ 186.46
03	Thibodaux	Family and Children	1-5 Years, Male and Female	\$ 75.07	4.32%	\$ 81.01	-5.12%	\$ 76.86	\$ 76.86	14.1%	\$ 89.47	0.9914	\$ 88.70
03	Thibodaux	Family and Children	6-13 Years, Male and Female	\$ 50.62	4.50%	\$ 54.80	-4.33%	\$ 52.43	\$ 52.43	14.1%	\$ 61.03	0.9922	\$ 60.56
03	Thibodaux	Family and Children	14-18 Years, Female	\$ 86.32	4.99%	\$ 94.23	-7.29%	\$ 87.36	\$ 87.36	14.1%	\$ 101.70	0.9917	\$ 100.85
03	Thibodaux	Family and Children	14-18 Years, Male	\$ 62.76	4.83%	\$ 68.32	-8.97%	\$ 62.19	\$ 62.19	14.1%	\$ 72.40	0.9880	\$ 71.53
03	Thibodaux	Family and Children	19-44 Years, Female	\$ 171.21	5.09%	\$ 187.22	-11.88%	\$ 164.98	\$ 164.98	14.1%	\$ 192.04	0.9861	\$ 189.38
03	Thibodaux	Family and Children	19-44 Years, Male	\$ 166.53	5.09%	\$ 182.11	-15.44%	\$ 153.99	\$ 139.84	14.1%	\$ 162.78	0.9775	\$ 159.13
03	Thibodaux	Family and Children	45+ Years, Female	\$ 280.00	4.59%	\$ 303.57	-14.56%	\$ 259.37	\$ 219.63	14.1%	\$ 255.66	0.9766	\$ 249.68
03	Thibodaux	Family and Children	45+ Years, Male	\$ 266.61	4.70%	\$ 289.59	-15.78%	\$ 243.88	\$ 213.65	14.1%	\$ 248.70	0.9738	\$ 242.17
03	Thibodaux	Foster Care Children	Foster Care, All Ages Male & Female	\$ 90.25	5.11%	\$ 98.73	-2.81%	\$ 95.96	\$ 97.24	14.1%	\$ 113.19	0.9844	\$ 111.42
03	Thibodaux	Breast and Cervical Cancer	BCC, All Ages Female	\$ 1,792.81	7.68%	\$ 2,048.29	-12.90%	\$ 1,784.00	\$ 1,254.06	14.1%	\$ 1,459.75	0.9762	\$ 1,424.98
03	Thibodaux	HCBS Waiver	0-18 Years, Male and Female	\$ 379.68	6.35%	\$ 424.17	-4.20%	\$ 441.97	\$ 769.71	14.1%	\$ 895.99	0.9919	\$ 888.77
03	Thibodaux	HCBS Waiver	19+ Years, Male and Female	\$ 237.39	6.91%	\$ 267.74	-9.84%	\$ 241.40	\$ 273.70	14.1%	\$ 318.60	0.9750	\$ 310.63
03	Thibodaux	Maternity Kickpayment	Maternity Kickpayment, All Ages	\$ 4,771.84	0.00%	\$ 4,771.84	1.74%	\$ 4,854.87	\$ 4,854.87	8.2%	\$ 5,287.25	0.9886	\$ 5,211.17

Attachment B Rate Development Overview

8/1/2012-12/31/2012														8/1/2012-12/31/2012													
State Fiscal Year 2010 Rate Development														State Fiscal Year 2011 Rate Development													
DHH Admin. Region	Region Description	COA Description	RC Description	Adjustments					Adjustments					Projected FY11 Prepaid PMPM	Adjustments					FY11 Prepaid PMPM Post Adjustments							
				PMPM or Cost/Delivery	Completion Factor	Program Integrity Recoupments (Fraud & Abuse)	IP and OP Hospital Cost Settlements	Fee Schedule Changes	PMPM or Cost/Delivery	Trend to FY11	PMPM or Cost/Delivery	PMPM or Cost/Delivery	Completion Factor		Program Integrity Recoupments (Fraud & Abuse)	IP and OP Hospital Cost Settlements	Fee Schedule Changes	PMPM or Cost/Delivery									
04	Lafayette	SSI	0-2 Months, Male and Female	\$ 19,172.98	1.0019	0.9988	1.0667	0.8919	\$ 18,254.73	1.7%	\$ 18,563.59	\$ 15,184.08	1.0823	0.9953	1.0264	0.9516	\$ 15,975.44										
04	Lafayette	SSI	3-11 Months, Male and Female	\$ 4,014.86	1.0018	0.9993	1.0567	0.8938	\$ 3,795.88	2.0%	\$ 3,872.97	\$ 2,695.80	1.0728	0.9958	1.0173	0.9509	\$ 2,785.92										
04	Lafayette	SSI	1-5 Years, Male and Female	\$ 644.56	1.0008	0.9992	1.0259	0.9148	\$ 604.91	3.1%	\$ 623.49	\$ 446.58	1.0471	0.9977	1.0028	0.9586	\$ 448.50										
04	Lafayette	SSI	6-13 Years, Male and Female	\$ 157.60	1.0002	0.9987	0.9983	0.9277	\$ 145.79	4.2%	\$ 151.87	\$ 144.83	1.0373	0.9978	0.9932	0.9659	\$ 143.81										
04	Lafayette	SSI	14-18 Years, Male and Female	\$ 227.41	1.0009	0.9990	1.0277	0.9070	\$ 211.96	3.3%	\$ 218.99	\$ 141.74	1.0384	0.9976	0.9945	0.9642	\$ 140.81										
04	Lafayette	SSI	19-44 Years, Male and Female	\$ 339.51	1.0005	0.9989	1.0105	0.9045	\$ 310.13	4.2%	\$ 323.11	\$ 300.78	1.0426	0.9972	0.9918	0.9546	\$ 298.08										
04	Lafayette	SSI	45+ Years, Male and Female	\$ 521.82	1.0005	0.9986	1.0022	0.9051	\$ 472.86	4.1%	\$ 492.45	\$ 469.68	1.0454	0.9968	0.9901	0.9551	\$ 462.84										
04	Lafayette	Family and Children	0-2 Months, Male and Female	\$ 1,013.50	1.0003	0.9983	1.0523	0.9203	\$ 980.17	1.6%	\$ 996.25	\$ 1,034.90	1.0601	0.9959	1.0211	0.9772	\$ 1,090.09										
04	Lafayette	Family and Children	3-11 Months, Male and Female	\$ 178.80	0.9985	0.9981	1.0173	0.9314	\$ 168.84	3.1%	\$ 174.10	\$ 148.79	1.0272	0.9980	0.9993	0.9829	\$ 149.81										
04	Lafayette	Family and Children	1-5 Years, Male and Female	\$ 71.74	0.9977	0.9976	1.0028	0.9312	\$ 66.68	3.8%	\$ 69.23	\$ 68.66	1.0236	0.9981	0.9958	0.9831	\$ 68.67										
04	Lafayette	Family and Children	6-13 Years, Male and Female	\$ 47.37	0.9974	0.9975	0.9968	0.9368	\$ 44.01	3.9%	\$ 45.72	\$ 44.28	1.0177	0.9985	0.9918	0.9882	\$ 44.11										
04	Lafayette	Family and Children	14-18 Years, Female	\$ 76.46	0.9974	0.9982	0.9904	0.9248	\$ 69.72	4.5%	\$ 72.88	\$ 70.20	1.0181	0.9984	0.9865	0.9774	\$ 68.80										
04	Lafayette	Family and Children	14-18 Years, Male	\$ 53.85	0.9976	0.9981	0.9952	0.9269	\$ 49.45	4.4%	\$ 51.61	\$ 49.99	1.0223	0.9982	0.9925	0.9812	\$ 49.68										
04	Lafayette	Family and Children	19-44 Years, Female	\$ 152.14	0.9976	0.9986	0.9900	0.9171	\$ 137.61	4.7%	\$ 144.04	\$ 139.27	1.0216	0.9980	0.9848	0.9717	\$ 135.88										
04	Lafayette	Family and Children	19-44 Years, Male	\$ 157.39	0.9982	0.9986	0.9966	0.9168	\$ 143.34	4.4%	\$ 149.60	\$ 147.45	1.0299	0.9973	0.9882	0.9719	\$ 145.46										
04	Lafayette	Family and Children	45+ Years, Female	\$ 223.08	0.9979	0.9983	0.9861	0.9194	\$ 201.47	4.4%	\$ 210.28	\$ 218.41	1.0234	0.9972	0.9719	0.9713	\$ 210.41										
04	Lafayette	Family and Children	45+ Years, Male	\$ 237.66	0.9983	0.9976	0.9967	0.9175	\$ 216.45	3.7%	\$ 224.39	\$ 196.40	1.0276	0.9971	0.9807	0.9710	\$ 191.62										
04	Lafayette	Foster Care Children	Foster Care, All Ages Male & Female	\$ 87.58	0.9999	0.9978	0.9968	0.9277	\$ 80.81	4.4%	\$ 84.35	\$ 90.82	1.0324	0.9981	0.9938	0.9677	\$ 90.00										
04	Lafayette	Breast and Cervical Cancer	BCC, All Ages Female	\$ 2,288.77	0.9996	0.9992	0.9235	0.8819	\$ 1,861.84	6.7%	\$ 1,986.14	\$ 1,565.75	1.0253	0.9963	0.9353	0.9325	\$ 1,394.97										
04	Lafayette	HCBS Waiver	0-18 Years, Male and Female	\$ 1,086.02	0.9999	0.9998	0.9985	0.9482	\$ 1,027.86	7.0%	\$ 1,099.33	\$ 1,239.40	1.0391	0.9990	1.0032	0.9561	\$ 1,234.00										
04	Lafayette	HCBS Waiver	19+ Years, Male and Female	\$ 391.26	1.0005	0.9990	1.0181	0.9073	\$ 361.22	6.4%	\$ 384.25	\$ 350.69	1.0467	0.9977	1.0031	0.9460	\$ 347.52										
04	Lafayette	Maternity Kickpayment	Maternity Kickpayment, All Ages	\$ 4,721.41	1.0000	1.0000	1.0000	0.8752	\$ 4,132.39	0.0%	\$ 4,132.39	\$ 4,522.43	1.0000	1.0000	1.0000	0.9520	\$ 4,305.30										

Attachment B Rate Development Overview

8/1/2012-12/31/2012														
DHH Admin. Region	Region Description	COA Description	RC Description	Weighted FY10 and FY11 PMPM at FY11		Projected FFS PMPM		PMPM Post MC Savings		PMPM Post Smoothing w/Statewide		Final Prepaid Premium w/Tax (Gross of GME)		Final Prepaid Premium w/Tax (Net of GME)
				PMPM or Cost/Delivery	Trend	PMPM or Cost/Delivery	MC Savings	PMPM or Cost/Delivery	PMPM or Cost/Delivery	Premium w/Tax Load	PMPM or Cost/Delivery	GME Adjustment	PMPM or Cost/Delivery	
04	Lafayette	SSI	0-2 Months, Male and Female	\$ 17,010.70	1.71%	\$ 17,538.22	-14.52%	\$ 14,991.01	\$ 14,726.70	14.1%	\$ 17,142.77	0.9466	\$ 16,227.77	
04	Lafayette	SSI	3-11 Months, Male and Female	\$ 3,220.74	2.20%	\$ 3,349.15	-12.62%	\$ 2,926.40	\$ 2,861.27	14.1%	\$ 3,330.69	0.9450	\$ 3,147.45	
04	Lafayette	SSI	1-5 Years, Male and Female	\$ 518.49	3.32%	\$ 549.86	-4.83%	\$ 523.33	\$ 442.29	14.1%	\$ 514.85	0.9658	\$ 497.26	
04	Lafayette	SSI	6-13 Years, Male and Female	\$ 147.03	4.22%	\$ 158.39	-3.88%	\$ 152.24	\$ 142.00	14.1%	\$ 165.29	0.9740	\$ 161.00	
04	Lafayette	SSI	14-18 Years, Male and Female	\$ 172.08	3.95%	\$ 184.51	-8.81%	\$ 168.25	\$ 146.57	14.1%	\$ 170.61	0.9656	\$ 164.74	
04	Lafayette	SSI	19-44 Years, Male and Female	\$ 306.89	4.51%	\$ 332.25	-12.01%	\$ 292.35	\$ 292.35	14.1%	\$ 340.31	0.9814	\$ 333.98	
04	Lafayette	SSI	45+ Years, Male and Female	\$ 474.69	4.30%	\$ 512.05	-11.92%	\$ 450.98	\$ 450.98	14.1%	\$ 524.97	0.9821	\$ 515.58	
04	Lafayette	Family and Children	0-2 Months, Male and Female	\$ 1,052.55	1.64%	\$ 1,083.80	-18.52%	\$ 883.12	\$ 883.12	14.1%	\$ 1,028.02	0.9730	\$ 1,000.29	
04	Lafayette	Family and Children	3-11 Months, Male and Female	\$ 159.53	3.39%	\$ 169.39	-5.78%	\$ 159.61	\$ 159.61	14.1%	\$ 185.79	0.9891	\$ 183.78	
04	Lafayette	Family and Children	1-5 Years, Male and Female	\$ 68.90	3.93%	\$ 73.84	-5.86%	\$ 69.51	\$ 69.51	14.1%	\$ 80.92	0.9916	\$ 80.24	
04	Lafayette	Family and Children	6-13 Years, Male and Female	\$ 44.75	4.04%	\$ 48.05	-4.17%	\$ 46.05	\$ 46.05	14.1%	\$ 53.61	0.9942	\$ 53.30	
04	Lafayette	Family and Children	14-18 Years, Female	\$ 70.43	4.70%	\$ 76.51	-7.79%	\$ 70.55	\$ 70.55	14.1%	\$ 82.12	0.9926	\$ 81.51	
04	Lafayette	Family and Children	14-18 Years, Male	\$ 50.45	4.41%	\$ 54.53	-8.73%	\$ 49.77	\$ 49.77	14.1%	\$ 57.93	0.9893	\$ 57.31	
04	Lafayette	Family and Children	19-44 Years, Female	\$ 139.15	4.91%	\$ 151.68	-11.61%	\$ 134.08	\$ 134.08	14.1%	\$ 156.07	0.9910	\$ 154.67	
04	Lafayette	Family and Children	19-44 Years, Male	\$ 147.11	4.52%	\$ 159.31	-15.00%	\$ 135.41	\$ 139.84	14.1%	\$ 162.78	0.9775	\$ 159.13	
04	Lafayette	Family and Children	45+ Years, Female	\$ 210.36	4.83%	\$ 229.00	-12.62%	\$ 200.09	\$ 219.63	14.1%	\$ 255.66	0.9766	\$ 249.68	
04	Lafayette	Family and Children	45+ Years, Male	\$ 204.73	4.09%	\$ 220.05	-14.28%	\$ 188.62	\$ 213.65	14.1%	\$ 248.70	0.9738	\$ 242.17	
04	Lafayette	Foster Care Children	Foster Care, All Ages Male & Female	\$ 87.74	4.43%	\$ 94.86	-2.42%	\$ 92.57	\$ 97.24	14.1%	\$ 113.19	0.9844	\$ 111.42	
04	Lafayette	Breast and Cervical Cancer	BCC, All Ages Female	\$ 1,631.43	6.83%	\$ 1,837.42	-12.48%	\$ 1,608.14	\$ 1,254.06	14.1%	\$ 1,459.75	0.9762	\$ 1,424.98	
04	Lafayette	HCBS Waiver	0-18 Years, Male and Female	\$ 1,180.13	6.73%	\$ 1,326.98	4.61%	\$ 1,388.15	\$ 769.71	14.1%	\$ 895.99	0.9919	\$ 888.77	
04	Lafayette	HCBS Waiver	19+ Years, Male and Female	\$ 362.22	6.47%	\$ 405.51	-9.11%	\$ 369.55	\$ 273.70	14.1%	\$ 318.60	0.9750	\$ 310.63	
04	Lafayette	Maternity Kickpayment	Maternity Kickpayment, All Ages	\$ 4,236.13	0.00%	\$ 4,236.13	1.74%	\$ 4,309.85	\$ 4,309.85	8.2%	\$ 4,693.68	0.9996	\$ 4,691.65	

Attachment B Rate Development Overview

				8/1/2012-12/31/2012 State Fiscal Year 2010 Rate Development							8/1/2012-12/31/2012 State Fiscal Year 2011 Rate Development						
DHH Admin. Region	Region Description	COA Description	RC Description	FY10 Prepaid Base PMPM	Adjustments				FY10 Prepaid PMPM Post Adjustments	Projected FY11 Prepaid PMPM	FY11 Prepaid Base PMPM	Adjustments				FY11 Prepaid PMPM Post Adjustments	
				PMPM or Cost/Delivery	Completion Factor	Program Integrity Recoupments (Fraud & Abuse)	IP and OP Hospital Cost Settlements	Fee Schedule Changes	PMPM or Cost/Delivery	Transit to FY11	PMPM or Cost/Delivery	PMPM or Cost/Delivery	Completion Factor	Program Integrity Recoupments (Fraud & Abuse)	IP and OP Hospital Cost Settlements	Fee Schedule Changes	PMPM or Cost/Delivery
05	Lake Charles	SSI	0-2 Months, Male and Female	\$ 8,885.06	1.0015	0.9979	1.0078	0.9005	\$ 8,059.03	2.2%	\$ 8,236.16	\$ 28,259.22	1.0833	0.9952	1.0054	0.9516	\$ 29,149.95
05	Lake Charles	SSI	3-11 Months, Male and Female	\$ 1,542.98	1.0012	0.9984	1.0064	0.9079	\$ 1,409.35	2.6%	\$ 1,446.61	\$ 2,384.16	1.0621	0.9965	1.0066	0.9574	\$ 2,432.15
05	Lake Charles	SSI	1-5 Years, Male and Female	\$ 610.57	1.0006	0.9991	1.0037	0.9201	\$ 563.69	3.5%	\$ 583.51	\$ 664.66	1.0543	0.9970	1.0086	0.9563	\$ 673.83
05	Lake Charles	SSI	6-13 Years, Male and Female	\$ 212.17	1.0008	0.9990	1.0049	0.9132	\$ 194.67	3.5%	\$ 201.55	\$ 154.52	1.0367	0.9976	1.0139	0.9647	\$ 156.32
05	Lake Charles	SSI	14-18 Years, Male and Female	\$ 114.05	1.0000	0.9987	1.0020	0.9253	\$ 105.60	4.8%	\$ 110.66	\$ 241.47	1.0613	0.9984	1.0084	0.9553	\$ 246.00
05	Lake Charles	SSI	19-44 Years, Male and Female	\$ 350.60	1.0006	0.9991	1.0040	0.9046	\$ 318.32	4.3%	\$ 332.14	\$ 273.92	1.0441	0.9971	1.0149	0.9533	\$ 275.89
05	Lake Charles	SSI	45+ Years, Male and Female	\$ 581.91	1.0007	0.9989	1.0042	0.9027	\$ 527.24	4.2%	\$ 549.23	\$ 477.97	1.0472	0.9966	1.0178	0.9518	\$ 483.27
05	Lake Charles	Family and Children	0-2 Months, Male and Female	\$ 904.08	1.0000	0.9982	1.0071	0.9204	\$ 836.56	1.8%	\$ 851.77	\$ 841.47	1.0547	0.9962	1.0047	0.9775	\$ 868.33
05	Lake Charles	Family and Children	3-11 Months, Male and Female	\$ 179.34	0.9986	0.9982	1.0039	0.9328	\$ 167.40	3.1%	\$ 172.55	\$ 156.39	1.0305	0.9979	1.0049	0.9829	\$ 158.84
05	Lake Charles	Family and Children	1-5 Years, Male and Female	\$ 77.57	0.9977	0.9978	1.0017	0.9331	\$ 72.17	4.1%	\$ 75.10	\$ 71.65	1.0223	0.9982	1.0075	0.9838	\$ 72.48
05	Lake Charles	Family and Children	6-13 Years, Male and Female	\$ 52.70	0.9974	0.9977	1.0012	0.9372	\$ 49.21	4.1%	\$ 51.23	\$ 48.12	1.0180	0.9986	1.0070	0.9885	\$ 48.69
05	Lake Charles	Family and Children	14-18 Years, Female	\$ 84.36	0.9974	0.9985	1.0008	0.9277	\$ 78.00	4.7%	\$ 81.69	\$ 80.94	1.0195	0.9983	1.0113	0.9769	\$ 81.38
05	Lake Charles	Family and Children	14-18 Years, Male	\$ 58.28	0.9976	0.9983	1.0012	0.9285	\$ 53.83	4.6%	\$ 56.33	\$ 54.13	1.0204	0.9983	1.0101	0.9794	\$ 54.55
05	Lake Charles	Family and Children	19-44 Years, Female	\$ 185.19	0.9980	0.9990	1.0019	0.9160	\$ 169.45	4.7%	\$ 177.40	\$ 168.01	1.0257	0.9976	1.0165	0.9891	\$ 169.35
05	Lake Charles	Family and Children	19-44 Years, Male	\$ 184.87	0.9986	0.9988	1.0036	0.9162	\$ 169.56	4.2%	\$ 176.61	\$ 144.11	1.0311	0.9976	1.0110	0.9714	\$ 145.58
05	Lake Charles	Family and Children	45+ Years, Female	\$ 321.05	0.9990	0.9987	1.0042	0.9156	\$ 294.50	3.6%	\$ 304.96	\$ 304.83	1.0297	0.9969	1.0217	0.9686	\$ 309.66
05	Lake Charles	Family and Children	45+ Years, Male	\$ 387.82	0.9982	0.9984	1.0020	0.9117	\$ 353.11	4.4%	\$ 368.62	\$ 459.56	1.0363	0.9960	1.0280	0.9652	\$ 470.63
05	Lake Charles	Foster Care Children	Foster Care, All Ages Male & Female	\$ 97.82	1.0001	0.9983	1.0018	0.9204	\$ 90.04	4.7%	\$ 94.25	\$ 135.71	1.0382	0.9969	1.0208	0.9483	\$ 135.96
05	Lake Charles	Breast and Cervical Cancer	BCC, All Ages Female	\$ 1,539.62	0.9995	0.9995	0.9978	0.8843	\$ 1,356.94	7.8%	\$ 1,463.46	\$ 1,555.99	1.0245	0.9956	1.0539	0.9207	\$ 1,539.91
05	Lake Charles	HCBS Waiver	0-18 Years, Male and Female	\$ 778.65	1.0001	0.9997	1.0014	0.9392	\$ 732.16	6.5%	\$ 779.83	\$ 770.31	1.0285	0.9996	1.0020	0.9859	\$ 766.58
05	Lake Charles	HCBS Waiver	19+ Years, Male and Female	\$ 281.96	1.0003	0.9993	1.0028	0.9089	\$ 256.85	6.7%	\$ 273.98	\$ 255.83	1.0437	0.9980	1.0068	0.9509	\$ 255.10
05	Lake Charles	Maternity Kickpayment	Maternity Kickpayment, All Ages	\$ 4,710.61	1.0000	1.0000	1.0000	0.8752	\$ 4,122.94	0.0%	\$ 4,122.94	\$ 4,688.10	1.0000	1.0000	1.0000	0.9520	\$ 4,463.02
06	Alexandria	SSI	0-2 Months, Male and Female	\$ 13,340.37	1.0016	0.9976	1.0114	0.9019	\$ 12,158.95	2.0%	\$ 12,408.00	\$ 13,599.53	1.0804	0.9954	1.0117	0.9537	\$ 14,111.11
06	Alexandria	SSI	3-11 Months, Male and Female	\$ 4,020.72	1.0018	0.9992	1.0123	0.8942	\$ 3,643.38	2.0%	\$ 3,714.89	\$ 3,531.78	1.0808	0.9954	1.0118	0.9496	\$ 3,650.50
06	Alexandria	SSI	1-5 Years, Male and Female	\$ 327.73	1.0004	0.9989	0.9997	0.9195	\$ 301.04	4.1%	\$ 313.48	\$ 325.11	1.0436	0.9976	1.0050	0.9617	\$ 327.12
06	Alexandria	SSI	6-13 Years, Male and Female	\$ 165.45	1.0005	0.9988	1.0009	0.9197	\$ 152.20	4.0%	\$ 158.36	\$ 152.79	1.0428	0.9973	1.0053	0.9637	\$ 153.94
06	Alexandria	SSI	14-18 Years, Male and Female	\$ 132.10	1.0000	0.9989	0.9976	0.9195	\$ 121.07	5.2%	\$ 127.34	\$ 142.19	1.0357	0.9978	1.0040	0.9623	\$ 141.97
06	Alexandria	SSI	19-44 Years, Male and Female	\$ 287.58	1.0004	0.9991	1.0008	0.9069	\$ 260.89	4.6%	\$ 272.91	\$ 283.91	1.0445	0.9972	1.0058	0.9546	\$ 283.90
06	Alexandria	SSI	45+ Years, Male and Female	\$ 536.14	1.0007	0.9989	1.0010	0.9035	\$ 484.70	4.1%	\$ 504.58	\$ 504.22	1.0506	0.9987	1.0070	0.9531	\$ 506.71
06	Alexandria	Family and Children	0-2 Months, Male and Female	\$ 1,425.05	1.0007	0.9987	1.0118	0.9193	\$ 1,324.77	1.5%	\$ 1,345.02	\$ 1,353.31	1.0639	0.9957	1.0109	0.9759	\$ 1,414.21
06	Alexandria	Family and Children	3-11 Months, Male and Female	\$ 186.53	0.9984	0.9984	1.0032	0.9364	\$ 174.46	3.5%	\$ 180.54	\$ 179.77	1.0327	0.9977	1.0049	0.9812	\$ 182.62
06	Alexandria	Family and Children	1-5 Years, Male and Female	\$ 87.67	0.9976	0.9982	0.9989	0.9359	\$ 81.61	4.3%	\$ 85.14	\$ 88.36	1.0235	0.9981	1.0032	0.9817	\$ 88.90
06	Alexandria	Family and Children	6-13 Years, Male and Female	\$ 54.41	0.9972	0.9980	0.9970	0.9399	\$ 50.74	4.6%	\$ 53.05	\$ 54.25	1.0188	0.9985	1.0022	0.9856	\$ 54.51
06	Alexandria	Family and Children	14-18 Years, Female	\$ 87.59	0.9973	0.9987	0.9961	0.9257	\$ 80.45	5.0%	\$ 84.46	\$ 84.57	1.0185	0.9985	1.0022	0.9745	\$ 84.00
06	Alexandria	Family and Children	14-18 Years, Male	\$ 61.40	0.9975	0.9986	0.9970	0.9291	\$ 56.65	4.8%	\$ 59.38	\$ 61.41	1.0219	0.9982	1.0030	0.9780	\$ 61.45
06	Alexandria	Family and Children	19-44 Years, Female	\$ 171.62	0.9978	0.9990	0.9958	0.9157	\$ 155.99	5.0%	\$ 163.73	\$ 152.68	1.0226	0.9980	1.0033	0.9697	\$ 151.58
06	Alexandria	Family and Children	19-44 Years, Male	\$ 174.16	0.9979	0.9986	0.9956	0.9157	\$ 158.24	4.9%	\$ 166.06	\$ 164.36	1.0201	0.9975	1.0035	0.9678	\$ 162.42
06	Alexandria	Family and Children	45+ Years, Female	\$ 302.15	0.9983	0.9986	0.9974	0.9174	\$ 275.64	4.3%	\$ 287.48	\$ 246.54	1.0310	0.9973	1.0050	0.9718	\$ 247.58
06	Alexandria	Family and Children	45+ Years, Male	\$ 456.31	0.9994	0.9989	1.0023	0.9158	\$ 418.14	3.2%	\$ 431.51	\$ 204.01	1.0157	0.9982	1.0020	0.9718	\$ 201.41
06	Alexandria	Foster Care Children	Foster Care, All Ages Male & Female	\$ 85.98	1.0000	0.9983	0.9992	0.9262	\$ 79.42	4.8%	\$ 83.20	\$ 83.15	1.0325	0.9980	1.0034	0.9641	\$ 82.88
06	Alexandria	Breast and Cervical Cancer	BCC, All Ages Female	\$ 1,463.18	1.0000	0.9992	0.9831	0.8723	\$ 1,253.72	6.1%	\$ 1,330.43	\$ 1,155.30	1.0275	0.9957	1.0051	0.9231	\$ 1,096.61
06	Alexandria	HCBS Waiver	0-18 Years, Male and Female	\$ 802.90	0.9999	0.9998	1.0001	0.9503	\$ 762.83	6.6%	\$ 813.47	\$ 856.44	1.0310	0.9998	1.0003	0.9619	\$ 849.51
06	Alexandria	HCBS Waiver	19+ Years, Male and Female	\$ 265.34	1.0004	0.9994	1.0018	0.9111	\$ 242.12	6.8%	\$ 258.48	\$ 256.21	1.0413	0.9980	1.0043	0.9464	\$ 253.07
06	Alexandria	Maternity Kickpayment	Maternity Kickpayment, All Ages	\$ 5,008.80	1.0000	1.0000	1.0000	0.8752	\$ 4,383.93	0.0%	\$ 4,383.93	\$ 4,831.82	1.0000	1.0000	1.0000	0.9520	\$ 4,599.84

Attachment B Rate Development Overview

				8/1/2012-12/31/2012									
DHH Admin. Region	Region Description	COA Description	RC Description	Weighted FY10 and FY11 PMPM at FY11	Trend	Projected FFS PMPM	MC Savings	PMPM Post MC Savings	PMPM Post Smoothing w/Statewide	Premium w/Tax Load	Final Prepaid Premium w/Tax (Gross of GME)	GME Adjustment	Final Prepaid Premium w/Tax Net of GME
				PMPM or Cost/Delivery		PMPM or Cost/Delivery		PMPM or Cost/Delivery		PMPM or Cost/Delivery		PMPM or Cost/Delivery	
05	Lake Charles	SSI	0-2 Months, Male and Female	\$ 20,784.43	1.78%	\$ 21,453.45	-15.69%	\$ 18,087.79	\$ 14,726.70	14.1%	\$ 17,142.77	0.9466	\$ 16,227.77
05	Lake Charles	SSI	3-11 Months, Male and Female	\$ 2,037.93	2.75%	\$ 2,139.75	-8.99%	\$ 1,947.36	\$ 2,861.27	14.1%	\$ 3,330.69	0.9450	\$ 3,147.45
05	Lake Charles	SSI	1-5 Years, Male and Female	\$ 637.70	3.46%	\$ 678.02	-6.92%	\$ 631.12	\$ 442.29	14.1%	\$ 514.85	0.9658	\$ 497.26
05	Lake Charles	SSI	6-13 Years, Male and Female	\$ 174.42	4.20%	\$ 187.81	-5.78%	\$ 175.08	\$ 142.00	14.1%	\$ 165.29	0.9740	\$ 161.00
05	Lake Charles	SSI	14-18 Years, Male and Female	\$ 191.86	3.65%	\$ 204.65	-10.09%	\$ 184.01	\$ 146.57	14.1%	\$ 170.61	0.9656	\$ 164.74
05	Lake Charles	SSI	19-44 Years, Male and Female	\$ 298.39	4.71%	\$ 324.17	-12.23%	\$ 284.52	\$ 284.52	14.1%	\$ 331.20	0.9993	\$ 330.97
05	Lake Charles	SSI	45+ Years, Male and Female	\$ 509.65	4.50%	\$ 551.64	-12.39%	\$ 483.29	\$ 483.29	14.1%	\$ 562.57	0.9988	\$ 561.87
05	Lake Charles	Family and Children	0-2 Months, Male and Female	\$ 861.70	1.84%	\$ 890.44	-17.08%	\$ 738.33	\$ 738.33	14.1%	\$ 859.46	0.9973	\$ 857.11
05	Lake Charles	Family and Children	3-11 Months, Male and Female	\$ 164.33	3.29%	\$ 174.18	-6.17%	\$ 163.43	\$ 163.43	14.1%	\$ 190.24	0.9978	\$ 189.82
05	Lake Charles	Family and Children	1-5 Years, Male and Female	\$ 73.52	4.17%	\$ 79.13	-5.71%	\$ 74.61	\$ 74.61	14.1%	\$ 86.85	0.9993	\$ 86.79
05	Lake Charles	Family and Children	6-13 Years, Male and Female	\$ 49.71	4.24%	\$ 53.57	-4.86%	\$ 50.97	\$ 50.97	14.1%	\$ 59.33	0.9994	\$ 59.29
05	Lake Charles	Family and Children	14-18 Years, Female	\$ 81.51	4.88%	\$ 86.80	-8.00%	\$ 81.70	\$ 81.70	14.1%	\$ 95.10	0.9998	\$ 95.09
05	Lake Charles	Family and Children	14-18 Years, Male	\$ 55.26	4.75%	\$ 60.08	-8.87%	\$ 54.74	\$ 54.74	14.1%	\$ 63.73	0.9986	\$ 63.70
05	Lake Charles	Family and Children	19-44 Years, Female	\$ 172.57	4.98%	\$ 188.35	-12.81%	\$ 164.22	\$ 164.22	14.1%	\$ 191.16	0.9997	\$ 191.10
05	Lake Charles	Family and Children	19-44 Years, Male	\$ 157.99	4.43%	\$ 170.81	-16.07%	\$ 143.37	\$ 139.84	14.1%	\$ 162.78	0.9775	\$ 159.13
05	Lake Charles	Family and Children	45+ Years, Female	\$ 307.78	4.35%	\$ 332.28	-14.81%	\$ 283.06	\$ 219.63	14.1%	\$ 255.66	0.9766	\$ 249.68
05	Lake Charles	Family and Children	45+ Years, Male	\$ 429.83	4.61%	\$ 466.14	-16.16%	\$ 390.80	\$ 213.65	14.1%	\$ 248.70	0.9738	\$ 242.17
05	Lake Charles	Foster Care Children	Foster Care, All Ages Male & Female	\$ 119.28	5.03%	\$ 130.29	-6.69%	\$ 121.58	\$ 97.24	14.1%	\$ 113.19	0.9844	\$ 111.42
05	Lake Charles	Breast and Cervical Cancer	BCC, All Ages Female	\$ 1,509.33	7.90%	\$ 1,730.73	-12.80%	\$ 1,509.24	\$ 1,254.06	14.1%	\$ 1,459.75	0.9762	\$ 1,424.98
05	Lake Charles	HCBS Waiver	0-18 Years, Male and Female	\$ 771.88	6.65%	\$ 866.65	6.15%	\$ 919.91	\$ 769.71	14.1%	\$ 895.99	0.9919	\$ 888.77
05	Lake Charles	HCBS Waiver	19+ Years, Male and Female	\$ 262.66	6.81%	\$ 295.72	-8.04%	\$ 271.93	\$ 273.70	14.1%	\$ 318.60	0.9750	\$ 310.63
05	Lake Charles	Maternity Kickpayment	Maternity Kickpayment, All Ages	\$ 4,326.99	0.00%	\$ 4,326.99	1.74%	\$ 4,402.28	\$ 4,402.28	8.2%	\$ 4,794.35	0.9993	\$ 4,791.23
06	Alexandria	SSI	0-2 Months, Male and Female	\$ 13,429.87	1.89%	\$ 13,890.01	-14.02%	\$ 11,943.31	\$ 14,726.70	14.1%	\$ 17,142.77	0.9466	\$ 16,227.77
06	Alexandria	SSI	3-11 Months, Male and Female	\$ 3,676.26	1.96%	\$ 3,807.07	-13.90%	\$ 3,278.03	\$ 2,861.27	14.1%	\$ 3,330.69	0.9450	\$ 3,147.45
06	Alexandria	SSI	1-5 Years, Male and Female	\$ 321.66	4.12%	\$ 345.90	-5.83%	\$ 325.72	\$ 442.29	14.1%	\$ 514.85	0.9658	\$ 497.26
06	Alexandria	SSI	6-13 Years, Male and Female	\$ 155.71	4.23%	\$ 167.76	-7.18%	\$ 155.72	\$ 142.00	14.1%	\$ 165.29	0.9740	\$ 161.00
06	Alexandria	SSI	14-18 Years, Male and Female	\$ 136.12	5.09%	\$ 148.84	-8.22%	\$ 136.60	\$ 146.57	14.1%	\$ 170.61	0.9656	\$ 164.74
06	Alexandria	SSI	19-44 Years, Male and Female	\$ 279.51	4.87%	\$ 304.49	-12.54%	\$ 266.31	\$ 266.31	14.1%	\$ 309.99	0.9943	\$ 308.23
06	Alexandria	SSI	45+ Years, Male and Female	\$ 505.85	4.29%	\$ 545.56	-12.46%	\$ 477.58	\$ 477.58	14.1%	\$ 555.93	0.9957	\$ 553.51
06	Alexandria	Family and Children	0-2 Months, Male and Female	\$ 1,386.53	1.53%	\$ 1,424.91	-20.29%	\$ 1,135.77	\$ 1,135.77	14.1%	\$ 1,322.12	0.9960	\$ 1,316.83
06	Alexandria	Family and Children	3-11 Months, Male and Female	\$ 181.79	3.57%	\$ 193.63	-8.09%	\$ 177.97	\$ 177.97	14.1%	\$ 207.17	0.9972	\$ 206.58
06	Alexandria	Family and Children	1-5 Years, Male and Female	\$ 87.39	4.39%	\$ 94.43	-7.23%	\$ 87.60	\$ 87.60	14.1%	\$ 101.97	0.9976	\$ 101.72
06	Alexandria	Family and Children	6-13 Years, Male and Female	\$ 53.93	4.55%	\$ 58.42	-5.86%	\$ 55.00	\$ 55.00	14.1%	\$ 64.02	0.9981	\$ 63.90
06	Alexandria	Family and Children	14-18 Years, Female	\$ 84.18	5.09%	\$ 92.05	-8.72%	\$ 84.02	\$ 84.02	14.1%	\$ 97.81	0.9975	\$ 97.56
06	Alexandria	Family and Children	14-18 Years, Male	\$ 60.62	4.90%	\$ 66.07	-9.80%	\$ 59.59	\$ 59.59	14.1%	\$ 69.37	0.9969	\$ 69.16
06	Alexandria	Family and Children	19-44 Years, Female	\$ 156.44	5.27%	\$ 171.60	-13.06%	\$ 149.18	\$ 149.18	14.1%	\$ 173.65	0.9968	\$ 173.10
06	Alexandria	Family and Children	19-44 Years, Male	\$ 163.88	5.68%	\$ 181.00	-14.62%	\$ 154.53	\$ 139.84	14.1%	\$ 162.78	0.9775	\$ 159.13
06	Alexandria	Family and Children	45+ Years, Female	\$ 263.54	4.55%	\$ 285.50	-14.66%	\$ 243.65	\$ 219.63	14.1%	\$ 255.66	0.9766	\$ 249.68
06	Alexandria	Family and Children	45+ Years, Male	\$ 293.45	4.34%	\$ 316.75	-16.29%	\$ 265.13	\$ 213.65	14.1%	\$ 248.70	0.9738	\$ 242.17
06	Alexandria	Foster Care Children	Foster Care, All Ages Male & Female	\$ 83.01	4.90%	\$ 90.47	-5.02%	\$ 85.93	\$ 97.24	14.1%	\$ 113.19	0.9844	\$ 111.42
06	Alexandria	Breast and Cervical Cancer	BCC, All Ages Female	\$ 1,190.14	6.83%	\$ 1,340.44	-12.15%	\$ 1,177.63	\$ 1,254.06	14.1%	\$ 1,459.75	0.9762	\$ 1,424.98
06	Alexandria	HCBS Waiver	0-18 Years, Male and Female	\$ 835.09	6.96%	\$ 942.57	7.35%	\$ 1,011.83	\$ 769.71	14.1%	\$ 895.99	0.9919	\$ 888.77
06	Alexandria	HCBS Waiver	19+ Years, Male and Female	\$ 255.23	6.94%	\$ 287.99	-6.89%	\$ 268.16	\$ 273.70	14.1%	\$ 318.60	0.9750	\$ 310.63
06	Alexandria	Maternity Kickpayment	Maternity Kickpayment, All Ages	\$ 4,513.48	0.00%	\$ 4,513.48	1.74%	\$ 4,592.02	\$ 4,592.02	8.2%	\$ 5,000.98	0.9970	\$ 4,985.89

Attachment B Rate Development Overview

8/1/2012-12/31/2012															8/1/2012-12/31/2012														
State Fiscal Year 2010 Rate Development															State Fiscal Year 2011 Rate Development														
DHH Admin. Region	Region Description	COA Description	RC Description	FY10 Prepaid Base PMPM	Adjustments					FY10 Prepaid PMPM Post-Adjustments	Trend to FY11	Projected FY11 Prepaid PMPM	FY11 Prepaid Base PMPM	Adjustments					FY11 Prepaid PMPM Post-Adjustments										
					PMPM or Cost/Delivery	Completion Factor	Program Integrity Recoupments (Fraud & Abuse)	IP and OP Hospital Cost Settlements	Fee Schedule Changes					PMPM or Cost/Delivery	PMPM or Cost/Delivery	PMPM or Cost/Delivery	Completion Factor	Program Integrity Recoupments (Fraud & Abuse)		IP and OP Hospital Cost Settlements	Fee Schedule Changes	PMPM or Cost/Delivery							
07	Shreveport	SSI	0-2 Months, Male and Female	\$ 13,960.05	1.0017	0.9981	0.9997	0.9977	\$ 12,527.33	1.9%	\$ 12,766.49	\$ 12,155.84	1.0761	0.9956	1.0024	0.9560	\$ 12,480.19												
07	Shreveport	SSI	3-11 Months, Male and Female	\$ 4,430.09	1.0017	0.9989	1.0146	0.8965	\$ 4,032.08	2.2%	\$ 4,122.53	\$ 1,543.22	1.0740	0.9958	1.0184	0.9522	\$ 1,600.48												
07	Shreveport	SSI	1-5 Years, Male and Female	\$ 364.37	1.0010	0.9990	1.0433	0.9092	\$ 345.61	3.6%	\$ 358.00	\$ 291.93	1.0503	0.9972	1.0514	0.9571	\$ 307.67												
07	Shreveport	SSI	6-13 Years, Male and Female	\$ 120.28	1.0005	0.9988	1.0688	0.9156	\$ 117.62	4.6%	\$ 122.97	\$ 111.29	1.0427	0.9974	1.0657	0.9612	\$ 118.56												
07	Shreveport	SSI	14-18 Years, Male and Female	\$ 179.78	1.0009	0.9992	1.0600	0.9041	\$ 172.32	4.2%	\$ 179.54	\$ 120.50	1.0463	0.9970	1.0738	0.9556	\$ 128.99												
07	Shreveport	SSI	19-44 Years, Male and Female	\$ 374.13	1.0010	0.9994	1.0632	0.8983	\$ 357.46	4.1%	\$ 372.06	\$ 289.45	1.0526	0.9966	1.0831	0.9504	\$ 312.57												
07	Shreveport	SSI	45+ Years, Male and Female	\$ 529.68	1.0008	0.9991	1.0899	0.9007	\$ 519.93	4.4%	\$ 542.85	\$ 421.83	1.0513	0.9966	1.0904	0.9513	\$ 458.42												
07	Shreveport	Family and Children	0-2 Months, Male and Female	\$ 1,251.84	1.0007	0.9996	1.0051	0.9191	\$ 1,155.61	1.6%	\$ 1,173.82	\$ 1,052.71	1.0619	0.9957	1.0609	0.9775	\$ 1,095.56												
07	Shreveport	Family and Children	3-11 Months, Male and Female	\$ 183.13	0.9988	0.9988	1.0353	0.9295	\$ 175.80	3.5%	\$ 181.90	\$ 150.30	1.0324	0.9977	1.0352	0.9802	\$ 157.08												
07	Shreveport	Family and Children	1-5 Years, Male and Female	\$ 76.06	0.9981	0.9985	1.0520	0.9295	\$ 74.12	4.3%	\$ 77.31	\$ 66.11	1.0254	0.9980	1.0511	0.9799	\$ 69.68												
07	Shreveport	Family and Children	6-13 Years, Male and Female	\$ 43.51	0.9976	0.9983	1.0562	0.9331	\$ 42.71	4.6%	\$ 44.69	\$ 39.28	1.0207	0.9984	1.0521	0.9820	\$ 41.35												
07	Shreveport	Family and Children	14-18 Years, Female	\$ 78.07	0.9976	0.9988	1.0926	0.9218	\$ 78.34	5.2%	\$ 82.44	\$ 71.07	1.0200	0.9982	1.0885	0.9726	\$ 76.60												
07	Shreveport	Family and Children	14-18 Years, Male	\$ 46.71	0.9976	0.9987	1.0763	0.9259	\$ 46.34	5.1%	\$ 48.72	\$ 44.43	1.0218	0.9982	1.0698	0.9757	\$ 47.30												
07	Shreveport	Family and Children	19-44 Years, Female	\$ 160.35	0.9980	0.9990	1.1074	0.9132	\$ 161.68	5.1%	\$ 169.99	\$ 144.77	1.0263	0.9976	1.1058	0.9676	\$ 158.61												
07	Shreveport	Family and Children	19-44 Years, Male	\$ 193.16	0.9990	0.9991	1.0624	0.9176	\$ 187.95	4.2%	\$ 195.81	\$ 149.77	1.0256	0.9971	1.1512	0.9681	\$ 170.69												
07	Shreveport	Family and Children	45+ Years, Female	\$ 247.72	0.9985	0.9989	1.1160	0.9155	\$ 252.42	4.7%	\$ 264.41	\$ 197.95	1.0330	0.9971	1.0977	0.9696	\$ 217.00												
07	Shreveport	Family and Children	45+ Years, Male	\$ 306.30	0.9986	0.9987	1.1128	0.9148	\$ 310.98	4.6%	\$ 325.19	\$ 226.11	1.0386	0.9970	1.0673	0.9715	\$ 242.74												
07	Shreveport	Foster Care Children	Foster Care, All Ages Male & Female	\$ 105.81	1.0005	0.9987	1.0614	0.9125	\$ 102.39	4.5%	\$ 107.04	\$ 79.54	1.0338	0.9981	1.0582	0.9609	\$ 83.45												
07	Shreveport	Breast and Cervical Cancer	BCC, All Ages Female	\$ 1,266.15	0.9996	0.9994	1.3953	0.8845	\$ 1,561.05	8.1%	\$ 1,686.75	\$ 1,119.45	1.0241	0.9956	1.3857	0.9197	\$ 1,454.54												
07	Shreveport	HCBS Waiver	0-18 Years, Male and Female	\$ 661.15	0.9999	0.9999	1.0108	0.9504	\$ 635.00	6.9%	\$ 678.51	\$ 628.02	1.0309	0.9989	1.0053	0.9622	\$ 626.21												
07	Shreveport	HCBS Waiver	19+ Years, Male and Female	\$ 278.34	1.0010	0.9992	1.0333	0.8956	\$ 257.64	6.0%	\$ 273.15	\$ 251.39	1.0528	0.9970	1.0579	0.9439	\$ 263.49												
07	Shreveport	Maternity Kickpayment	Maternity Kickpayment, All Ages	\$ 5,474.37	1.0000	1.0000	1.0000	0.8752	\$ 4,791.41	0.0%	\$ 4,791.41	\$ 5,154.96	1.0000	1.0000	1.0000	0.9520	\$ 4,907.47												
08	Monroe	SSI	0-2 Months, Male and Female	\$ 18,564.34	1.0018	0.9983	1.0188	0.8981	\$ 16,985.89	1.9%	\$ 17,306.78	\$ 20,641.88	1.0800	0.9954	1.0071	0.9541	\$ 21,320.37												
08	Monroe	SSI	3-11 Months, Male and Female	\$ 2,418.88	1.0014	0.9987	1.0151	0.9036	\$ 2,219.10	2.4%	\$ 2,272.47	\$ 3,282.78	1.0721	0.9961	1.0060	0.9535	\$ 3,362.60												
08	Monroe	SSI	1-5 Years, Male and Female	\$ 519.23	1.0007	0.9991	1.0975	0.9186	\$ 480.49	3.4%	\$ 496.76	\$ 437.37	1.0469	0.9976	1.0028	0.9602	\$ 439.79												
08	Monroe	SSI	6-13 Years, Male and Female	\$ 162.97	1.0005	0.9989	1.0843	0.9220	\$ 150.81	4.1%	\$ 156.93	\$ 125.47	1.0388	0.9978	1.0021	0.9673	\$ 126.06												
08	Monroe	SSI	14-18 Years, Male and Female	\$ 171.47	1.0006	0.9991	1.0050	0.9146	\$ 157.73	4.0%	\$ 164.07	\$ 149.45	1.0459	0.9973	1.0030	0.9608	\$ 150.23												
08	Monroe	SSI	19-44 Years, Male and Female	\$ 314.76	1.0007	0.9993	1.0061	0.9023	\$ 285.73	4.2%	\$ 297.60	\$ 330.15	1.0532	0.9968	1.0039	0.9533	\$ 331.69												
08	Monroe	SSI	45+ Years, Male and Female	\$ 535.80	1.0007	0.9991	1.0053	0.9027	\$ 486.11	4.9%	\$ 505.39	\$ 481.73	1.0514	0.9967	1.0035	0.9536	\$ 483.07												
08	Monroe	Family and Children	0-2 Months, Male and Female	\$ 1,406.51	1.0005	0.9985	1.0175	0.9277	\$ 1,319.20	1.6%	\$ 1,339.95	\$ 1,192.50	1.0599	0.9959	1.0061	0.9805	\$ 1,241.74												
08	Monroe	Family and Children	3-11 Months, Male and Female	\$ 193.70	0.9985	0.9986	1.0063	0.9372	\$ 182.14	3.4%	\$ 188.36	\$ 184.00	1.0339	0.9976	1.0028	0.9830	\$ 187.09												
08	Monroe	Family and Children	1-5 Years, Male and Female	\$ 83.29	0.9977	0.9984	1.0010	0.9383	\$ 77.92	4.3%	\$ 81.25	\$ 81.33	1.0247	0.9981	1.0016	0.9828	\$ 81.87												
08	Monroe	Family and Children	6-13 Years, Male and Female	\$ 50.33	0.9974	0.9983	0.9992	0.9412	\$ 47.13	4.4%	\$ 49.22	\$ 47.14	1.0182	0.9986	1.0008	0.9862	\$ 47.31												
08	Monroe	Family and Children	14-18 Years, Female	\$ 84.07	0.9975	0.9989	0.9986	0.9315	\$ 77.92	4.7%	\$ 81.58	\$ 76.12	1.0184	0.9986	1.0007	0.9782	\$ 75.77												
08	Monroe	Family and Children	14-18 Years, Male	\$ 61.49	0.9978	0.9987	1.0003	0.9298	\$ 56.99	4.6%	\$ 59.60	\$ 51.08	1.0194	0.9983	1.0008	0.9796	\$ 50.97												
08	Monroe	Family and Children	19-44 Years, Female	\$ 148.97	0.9980	0.9991	1.0000	0.9189	\$ 136.48	4.6%	\$ 142.79	\$ 143.94	1.0272	0.9977	1.0017	0.9720	\$ 143.65												
08	Monroe	Family and Children	19-44 Years, Male	\$ 166.25	0.9982	0.9990	1.0001	0.9192	\$ 152.40	4.6%	\$ 159.37	\$ 106.93	1.0284	0.9976	1.0019	0.9731	\$ 108.96												
08	Monroe	Family and Children	45+ Years, Female	\$ 285.97	0.9987	0.9988	1.0025	0.9184	\$ 262.64	3.9%	\$ 272.92	\$ 246.66	1.0351	0.9959	1.0027	0.9724	\$ 248.15												
08	Monroe	Family and Children	45+ Years, Male	\$ 311.30	0.9991	0.9987	1.0069	0.9156	\$ 286.38	3.5%	\$ 296.43	\$ 186.25	1.0340	0.9971	1.0027	0.9752	\$ 187.78												
08	Monroe	Foster Care Children	Foster Care, All Ages Male & Female	\$ 81.98	0.9999	0.9983	0.9994	0.9306	\$ 76.11	5.0%	\$ 79.90	\$ 88.02	1.0275	0.9986	1.0008	0.9757	\$ 88.19												
08	Monroe	Breast and Cervical Cancer	BCC, All Ages Female	\$ 966.28	0.9996	0.9993	0.9919	0.8335	\$ 837.37	6.9%	\$ 895.31	\$ 796.71	1.0315	0.9960	1.0005	0.9271	\$ 759.25												
08	Monroe	HCBS Waiver	0-18 Years, Male and Female	\$ 1,009.00	1.0002	0.9996	1.0028	0.9350	\$ 945.88	6.4%	\$ 1,006.85	\$ 1,037.98	1.0384	0.9989	1.0014	0.9580	\$ 1,032.84												
08	Monroe	HCBS Waiver	19+ Years, Male and Female	\$ 283.67	1.0005	0.9993	1.0049	0.9077	\$ 258.71	6.8%	\$ 276.21	\$ 278.69	1.0496	0.9973	1.0031	0.9459	\$ 276.81												
08	Monroe	Maternity Kickpayment	Maternity Kickpayment, All Ages	\$ 5,674.85	1.0000	1.0000	1.0000	0.8752	\$ 4,966.88	0.0%	\$ 4,966.88	\$ 5,121.63	1.0000	1.0000	1.0000	0.9520	\$ 4,875.73												

Attachment B Rate Development Overview

				8/1/2012-12/31/2012									
DHH Admin. Region	Region Description	COA Description	RC Description	Weighted FY10 and FY11 PMPM at FY11	Trend	Projected FFS PMPM	MC Savings	PMPM Post MC Savings	PMPM Post Smoothing w/Statewide	Premium w/Tax Load	Final Prepaid Premium w/Tax (Gross of GME)	GME Adjustment	Final Prepaid Premium w/Tax Net of GME
				PMPM or Cost/Delivery		PMPM or Cost/Delivery		PMPM or Cost/Delivery		PMPM or Cost/Delivery		PMPM or Cost/Delivery	
07	Shreveport	SSI	0-2 Months, Male and Female	\$ 12,594.71	1.93%	\$ 13,035.33	-13.78%	\$ 11,238.98	\$ 14,726.70	14.1%	\$ 17,142.77	0.9466	\$ 16,227.77
07	Shreveport	SSI	3-11 Months, Male and Female	\$ 2,609.30	2.35%	\$ 2,720.77	-12.85%	\$ 2,371.28	\$ 2,861.27	14.1%	\$ 3,330.69	0.9450	\$ 3,147.45
07	Shreveport	SSI	1-5 Years, Male and Female	\$ 327.80	3.90%	\$ 351.14	-8.07%	\$ 322.82	\$ 442.29	14.1%	\$ 514.85	0.9658	\$ 497.26
07	Shreveport	SSI	6-13 Years, Male and Female	\$ 120.32	4.69%	\$ 130.68	-7.52%	\$ 120.85	\$ 142.00	14.1%	\$ 165.29	0.9740	\$ 161.00
07	Shreveport	SSI	14-18 Years, Male and Female	\$ 149.21	4.68%	\$ 162.01	-10.99%	\$ 144.20	\$ 146.57	14.1%	\$ 170.61	0.9656	\$ 164.74
07	Shreveport	SSI	19-44 Years, Male and Female	\$ 336.37	4.54%	\$ 364.37	-13.50%	\$ 315.16	\$ 315.16	14.1%	\$ 366.86	0.9379	\$ 344.07
07	Shreveport	SSI	45+ Years, Male and Female	\$ 492.19	4.62%	\$ 533.89	-12.63%	\$ 466.44	\$ 466.44	14.1%	\$ 542.95	0.9426	\$ 511.81
07	Shreveport	Family and Children	0-2 Months, Male and Female	\$ 1,126.86	1.62%	\$ 1,159.98	-19.56%	\$ 933.05	\$ 933.05	14.1%	\$ 1,086.13	0.9161	\$ 994.98
07	Shreveport	Family and Children	3-11 Months, Male and Female	\$ 167.01	3.68%	\$ 178.24	-8.83%	\$ 162.51	\$ 162.51	14.1%	\$ 189.17	0.9641	\$ 182.39
07	Shreveport	Family and Children	1-5 Years, Male and Female	\$ 72.74	4.51%	\$ 78.75	-8.61%	\$ 71.97	\$ 71.97	14.1%	\$ 83.77	0.9731	\$ 81.52
07	Shreveport	Family and Children	6-13 Years, Male and Female	\$ 42.69	4.76%	\$ 46.41	-7.23%	\$ 43.05	\$ 43.05	14.1%	\$ 50.12	0.9802	\$ 49.12
07	Shreveport	Family and Children	14-18 Years, Female	\$ 78.94	5.38%	\$ 86.74	-9.76%	\$ 78.28	\$ 78.28	14.1%	\$ 91.12	0.9774	\$ 89.06
07	Shreveport	Family and Children	14-18 Years, Male	\$ 47.87	5.23%	\$ 52.47	-10.12%	\$ 47.16	\$ 47.16	14.1%	\$ 54.90	0.9768	\$ 53.62
07	Shreveport	Family and Children	19-44 Years, Female	\$ 163.16	5.31%	\$ 179.10	-13.68%	\$ 154.59	\$ 154.59	14.1%	\$ 179.95	0.9668	\$ 173.97
07	Shreveport	Family and Children	19-44 Years, Male	\$ 180.74	5.23%	\$ 198.11	-15.64%	\$ 167.12	\$ 139.84	14.1%	\$ 162.78	0.9775	\$ 159.13
07	Shreveport	Family and Children	45+ Years, Female	\$ 235.96	4.85%	\$ 256.95	-14.73%	\$ 219.10	\$ 219.63	14.1%	\$ 255.66	0.9766	\$ 249.68
07	Shreveport	Family and Children	45+ Years, Male	\$ 275.72	4.42%	\$ 298.04	-15.90%	\$ 250.65	\$ 213.65	14.1%	\$ 248.70	0.9738	\$ 242.17
07	Shreveport	Foster Care Children	Foster Care, All Ages Male & Female	\$ 92.88	4.87%	\$ 101.18	-6.12%	\$ 94.99	\$ 97.24	14.1%	\$ 113.19	0.9844	\$ 111.42
07	Shreveport	Breast and Cervical Cancer	BCC, All Ages Female	\$ 1,547.43	8.21%	\$ 1,783.70	-12.81%	\$ 1,555.17	\$ 1,254.06	14.1%	\$ 1,459.75	0.9762	\$ 1,424.98
07	Shreveport	HCBS Waiver	0-18 Years, Male and Female	\$ 647.13	7.04%	\$ 731.49	-7.66%	\$ 787.51	\$ 769.71	14.1%	\$ 895.99	0.9919	\$ 888.77
07	Shreveport	HCBS Waiver	19+ Years, Male and Female	\$ 267.36	6.53%	\$ 299.58	-11.04%	\$ 266.51	\$ 273.70	14.1%	\$ 318.60	0.9750	\$ 310.63
07	Shreveport	Maternity Kickpayment	Maternity Kickpayment, All Ages	\$ 4,861.05	0.00%	\$ 4,861.05	1.74%	\$ 4,945.69	\$ 4,945.69	8.2%	\$ 5,386.09	0.9999	\$ 5,385.50
08	Monroe	SSI	0-2 Months, Male and Female	\$ 19,714.93	1.84%	\$ 20,374.30	-12.34%	\$ 17,859.85	\$ 14,726.70	14.1%	\$ 17,142.77	0.9466	\$ 16,227.77
08	Monroe	SSI	3-11 Months, Male and Female	\$ 2,926.55	2.31%	\$ 3,049.26	-10.42%	\$ 2,731.50	\$ 2,861.27	14.1%	\$ 3,330.69	0.9450	\$ 3,147.45
08	Monroe	SSI	1-5 Years, Male and Female	\$ 462.58	3.59%	\$ 492.89	-4.79%	\$ 469.26	\$ 442.29	14.1%	\$ 514.85	0.9658	\$ 497.26
08	Monroe	SSI	6-13 Years, Male and Female	\$ 138.40	4.31%	\$ 149.33	-5.33%	\$ 141.36	\$ 142.00	14.1%	\$ 165.29	0.9740	\$ 161.00
08	Monroe	SSI	14-18 Years, Male and Female	\$ 155.77	4.23%	\$ 167.83	-9.06%	\$ 152.63	\$ 146.57	14.1%	\$ 170.61	0.9656	\$ 164.74
08	Monroe	SSI	19-44 Years, Male and Female	\$ 318.06	4.13%	\$ 342.06	-12.62%	\$ 298.90	\$ 298.90	14.1%	\$ 347.93	0.9900	\$ 344.45
08	Monroe	SSI	45+ Years, Male and Female	\$ 492.00	4.10%	\$ 528.87	-11.98%	\$ 465.52	\$ 465.52	14.1%	\$ 541.88	0.9899	\$ 536.44
08	Monroe	Family and Children	0-2 Months, Male and Female	\$ 1,281.02	1.63%	\$ 1,318.91	-16.94%	\$ 1,095.49	\$ 1,095.49	14.1%	\$ 1,275.23	0.9887	\$ 1,260.84
08	Monroe	Family and Children	3-11 Months, Male and Female	\$ 187.60	3.45%	\$ 199.42	-7.66%	\$ 184.15	\$ 184.15	14.1%	\$ 214.36	0.9945	\$ 213.19
08	Monroe	Family and Children	1-5 Years, Male and Female	\$ 81.62	4.30%	\$ 88.05	-6.38%	\$ 82.42	\$ 82.42	14.1%	\$ 95.95	0.9955	\$ 95.52
08	Monroe	Family and Children	6-13 Years, Male and Female	\$ 48.07	4.53%	\$ 52.06	-4.74%	\$ 49.59	\$ 49.59	14.1%	\$ 57.73	0.9965	\$ 57.53
08	Monroe	Family and Children	14-18 Years, Female	\$ 78.09	4.82%	\$ 84.99	-6.58%	\$ 79.40	\$ 79.40	14.1%	\$ 92.43	0.9961	\$ 92.07
08	Monroe	Family and Children	14-18 Years, Male	\$ 54.42	4.84%	\$ 59.25	-8.72%	\$ 54.09	\$ 54.09	14.1%	\$ 62.96	0.9949	\$ 62.64
08	Monroe	Family and Children	19-44 Years, Female	\$ 143.31	4.76%	\$ 155.82	-12.38%	\$ 136.53	\$ 136.53	14.1%	\$ 158.93	0.9937	\$ 157.93
08	Monroe	Family and Children	19-44 Years, Male	\$ 127.92	4.70%	\$ 138.95	-14.06%	\$ 119.41	\$ 139.84	14.1%	\$ 162.78	0.9775	\$ 159.13
08	Monroe	Family and Children	45+ Years, Female	\$ 258.06	4.11%	\$ 277.46	-14.69%	\$ 236.71	\$ 219.63	14.1%	\$ 255.66	0.9766	\$ 249.68
08	Monroe	Family and Children	45+ Years, Male	\$ 231.24	3.95%	\$ 247.95	-16.39%	\$ 207.31	\$ 213.65	14.1%	\$ 248.70	0.9738	\$ 242.17
08	Monroe	Foster Care Children	Foster Care, All Ages Male & Female	\$ 84.88	5.02%	\$ 92.70	-2.83%	\$ 90.08	\$ 97.24	14.1%	\$ 113.19	0.9844	\$ 111.42
08	Monroe	Breast and Cervical Cancer	BCC, All Ages Female	\$ 813.67	6.82%	\$ 916.34	-11.83%	\$ 807.90	\$ 1,254.06	14.1%	\$ 1,459.75	0.9762	\$ 1,424.98
08	Monroe	HCBS Waiver	0-18 Years, Male and Female	\$ 1,022.45	6.46%	\$ 1,144.39	-4.04%	\$ 1,190.67	\$ 769.71	14.1%	\$ 895.99	0.9919	\$ 888.77
08	Monroe	HCBS Waiver	19+ Years, Male and Female	\$ 276.57	6.72%	\$ 310.91	-9.23%	\$ 282.20	\$ 273.70	14.1%	\$ 318.60	0.9750	\$ 310.63
08	Monroe	Maternity Kickpayment	Maternity Kickpayment, All Ages	\$ 4,912.19	0.00%	\$ 4,912.19	1.74%	\$ 4,997.67	\$ 4,997.67	8.2%	\$ 5,442.76	0.9999	\$ 5,442.18

Attachment C Family Planning Rate Overview

Page 42

DHH Admin. Region	Region Description	COA Description	RC Description	PMPM Post Smoothing w/Statewide	FY11 Family Planning Percentage	Family Planning PMPM
01	New Orleans	SSI	0-2 Months, Male and Female	\$ 14,726.70	0.0%	\$ -
01	New Orleans	SSI	3-11 Months, Male and Female	\$ 2,861.27	0.0%	\$ -
01	New Orleans	SSI	1-5 Years, Male and Female	\$ 442.29	0.0%	\$ -
01	New Orleans	SSI	6-13 Years, Male and Female	\$ 142.00	0.0%	\$ 0.03
01	New Orleans	SSI	14-18 Years, Male and Female	\$ 146.57	1.1%	\$ 1.57
01	New Orleans	SSI	19-44 Years, Male and Female	\$ 346.03	0.5%	\$ 1.58
01	New Orleans	SSI	45+ Years, Male and Female	\$ 531.42	0.0%	\$ 0.15
01	New Orleans	Family and Children	0-2 Months, Male and Female	\$ 921.14	0.0%	\$ -
01	New Orleans	Family and Children	3-11 Months, Male and Female	\$ 149.16	0.0%	\$ -
01	New Orleans	Family and Children	1-5 Years, Male and Female	\$ 64.70	0.0%	\$ -
01	New Orleans	Family and Children	6-13 Years, Male and Female	\$ 40.26	0.1%	\$ 0.03
01	New Orleans	Family and Children	14-18 Years, Female	\$ 62.25	5.6%	\$ 3.46
01	New Orleans	Family and Children	14-18 Years, Male	\$ 49.12	0.1%	\$ 0.03
01	New Orleans	Family and Children	19-44 Years, Female	\$ 129.04	4.2%	\$ 5.47
01	New Orleans	Family and Children	19-44 Years, Male	\$ 139.84	0.0%	\$ 0.00
01	New Orleans	Family and Children	45+ Years, Female	\$ 219.63	0.5%	\$ 1.04
01	New Orleans	Family and Children	45+ Years, Male	\$ 213.65	0.0%	\$ -
01	New Orleans	Foster Care Children	Foster Care, All Ages Male & Female	\$ 97.24	0.7%	\$ 0.71
01	New Orleans	Breast and Cervical Cancer	BCC, All Ages Female	\$ 1,254.06	0.1%	\$ 1.32
01	New Orleans	HCBS Waiver	0-18 Years, Male and Female	\$ 769.71	0.1%	\$ 0.70
01	New Orleans	HCBS Waiver	19+ Years, Male and Female	\$ 273.70	0.2%	\$ 0.53
01	New Orleans	Maternity Kickpayment	Maternity Kickpayment, All Ages	\$ 6,116.24	0.1%	\$ 3.69
09	Mandeville	SSI	0-2 Months, Male and Female	\$ 14,726.70	0.0%	\$ -
09	Mandeville	SSI	3-11 Months, Male and Female	\$ 2,861.27	0.0%	\$ -
09	Mandeville	SSI	1-5 Years, Male and Female	\$ 442.29	0.0%	\$ -
09	Mandeville	SSI	6-13 Years, Male and Female	\$ 142.00	0.1%	\$ 0.11
09	Mandeville	SSI	14-18 Years, Male and Female	\$ 146.57	0.8%	\$ 1.14
09	Mandeville	SSI	19-44 Years, Male and Female	\$ 319.73	0.5%	\$ 1.55
09	Mandeville	SSI	45+ Years, Male and Female	\$ 523.37	0.0%	\$ 0.06
09	Mandeville	Family and Children	0-2 Months, Male and Female	\$ 814.40	0.0%	\$ -
09	Mandeville	Family and Children	3-11 Months, Male and Female	\$ 159.00	0.0%	\$ -
09	Mandeville	Family and Children	1-5 Years, Male and Female	\$ 79.49	0.0%	\$ -
09	Mandeville	Family and Children	6-13 Years, Male and Female	\$ 55.35	0.1%	\$ 0.05
09	Mandeville	Family and Children	14-18 Years, Female	\$ 79.19	5.2%	\$ 4.12
09	Mandeville	Family and Children	14-18 Years, Male	\$ 58.38	0.0%	\$ 0.00
09	Mandeville	Family and Children	19-44 Years, Female	\$ 151.15	3.8%	\$ 5.70
09	Mandeville	Family and Children	19-44 Years, Male	\$ 139.84	0.0%	\$ 0.01
09	Mandeville	Family and Children	45+ Years, Female	\$ 219.63	0.1%	\$ 0.33
09	Mandeville	Family and Children	45+ Years, Male	\$ 213.65	0.0%	\$ -
09	Mandeville	Foster Care Children	Foster Care, All Ages Male & Female	\$ 97.24	0.9%	\$ 0.84
09	Mandeville	Breast and Cervical Cancer	BCC, All Ages Female	\$ 1,254.06	0.2%	\$ 2.00
09	Mandeville	HCBS Waiver	0-18 Years, Male and Female	\$ 769.71	0.0%	\$ 0.14
09	Mandeville	HCBS Waiver	19+ Years, Male and Female	\$ 273.70	0.2%	\$ 0.62
09	Mandeville	Maternity Kickpayment	Maternity Kickpayment, All Ages	\$ 4,550.38	0.1%	\$ 5.08

Attachment C Family Planning Rate Overview

DHH Admin. Region	Region Description	COA Description	RC Description	PMPM Post Smoothing w/Statewide	FY11: Family Planning Percentage	Family Planning PMPM
02	Baton Rouge	SSI	0-2 Months, Male and Female	\$ 14,726.70	0.0%	\$ -
02	Baton Rouge	SSI	3-11 Months, Male and Female	\$ 2,861.27	0.0%	\$ -
02	Baton Rouge	SSI	1-5 Years, Male and Female	\$ 442.29	0.0%	\$ -
02	Baton Rouge	SSI	6-13 Years, Male and Female	\$ 142.00	0.0%	\$ 0.06
02	Baton Rouge	SSI	14-18 Years, Male and Female	\$ 146.57	1.1%	\$ 1.65
02	Baton Rouge	SSI	19-44 Years, Male and Female	\$ 348.31	0.4%	\$ 1.37
02	Baton Rouge	SSI	45+ Years, Male and Female	\$ 503.31	0.0%	\$ 0.13
02	Baton Rouge	Family and Children	0-2 Months, Male and Female	\$ 899.13	0.0%	\$ -
02	Baton Rouge	Family and Children	3-11 Months, Male and Female	\$ 163.58	0.0%	\$ -
02	Baton Rouge	Family and Children	1-5 Years, Male and Female	\$ 64.12	0.0%	\$ -
02	Baton Rouge	Family and Children	6-13 Years, Male and Female	\$ 40.53	0.1%	\$ 0.04
02	Baton Rouge	Family and Children	14-18 Years, Female	\$ 61.85	5.9%	\$ 3.68
02	Baton Rouge	Family and Children	14-18 Years, Male	\$ 45.57	0.0%	\$ 0.01
02	Baton Rouge	Family and Children	19-44 Years, Female	\$ 124.05	3.7%	\$ 4.64
02	Baton Rouge	Family and Children	19-44 Years, Male	\$ 139.84	0.0%	\$ -
02	Baton Rouge	Family and Children	45+ Years, Female	\$ 219.63	0.2%	\$ 0.38
02	Baton Rouge	Family and Children	45+ Years, Male	\$ 213.65	0.0%	\$ -
02	Baton Rouge	Foster Care Children	Foster Care, All Ages Male & Female	\$ 97.24	0.9%	\$ 0.85
02	Baton Rouge	Breast and Cervical Cancer	BCC, All Ages Female	\$ 1,254.06	0.1%	\$ 0.96
02	Baton Rouge	HCBS Waiver	0-18 Years, Male and Female	\$ 769.71	0.2%	\$ 1.69
02	Baton Rouge	HCBS Waiver	19+ Years, Male and Female	\$ 273.70	0.3%	\$ 0.83
02	Baton Rouge	Maternity Kickpayment	Maternity Kickpayment, All Ages	\$ 4,929.40	0.0%	\$ 2.08
03	Thibodaux	SSI	0-2 Months, Male and Female	\$ 14,726.70	0.0%	\$ -
03	Thibodaux	SSI	3-11 Months, Male and Female	\$ 2,861.27	0.0%	\$ -
03	Thibodaux	SSI	1-5 Years, Male and Female	\$ 442.29	0.0%	\$ -
03	Thibodaux	SSI	6-13 Years, Male and Female	\$ 142.00	0.1%	\$ 0.09
03	Thibodaux	SSI	14-18 Years, Male and Female	\$ 146.57	1.5%	\$ 2.25
03	Thibodaux	SSI	19-44 Years, Male and Female	\$ 284.02	0.8%	\$ 2.21
03	Thibodaux	SSI	45+ Years, Male and Female	\$ 509.55	0.0%	\$ 0.14
03	Thibodaux	Family and Children	0-2 Months, Male and Female	\$ 756.84	0.0%	\$ -
03	Thibodaux	Family and Children	3-11 Months, Male and Female	\$ 162.23	0.0%	\$ -
03	Thibodaux	Family and Children	1-5 Years, Male and Female	\$ 76.86	0.0%	\$ -
03	Thibodaux	Family and Children	6-13 Years, Male and Female	\$ 52.43	0.2%	\$ 0.08
03	Thibodaux	Family and Children	14-18 Years, Female	\$ 87.36	6.6%	\$ 5.74
03	Thibodaux	Family and Children	14-18 Years, Male	\$ 62.19	0.0%	\$ 0.00
03	Thibodaux	Family and Children	19-44 Years, Female	\$ 164.98	4.3%	\$ 7.02
03	Thibodaux	Family and Children	19-44 Years, Male	\$ 139.84	0.0%	\$ 0.02
03	Thibodaux	Family and Children	45+ Years, Female	\$ 219.63	0.2%	\$ 0.44
03	Thibodaux	Family and Children	45+ Years, Male	\$ 213.65	0.0%	\$ -
03	Thibodaux	Foster Care Children	Foster Care, All Ages Male & Female	\$ 97.24	0.8%	\$ 0.82
03	Thibodaux	Breast and Cervical Cancer	BCC, All Ages Female	\$ 1,254.06	0.0%	\$ 0.06
03	Thibodaux	HCBS Waiver	0-18 Years, Male and Female	\$ 769.71	0.2%	\$ 1.17
03	Thibodaux	HCBS Waiver	19+ Years, Male and Female	\$ 273.70	0.5%	\$ 1.35
03	Thibodaux	Maternity Kickpayment	Maternity Kickpayment, All Ages	\$ 4,854.87	0.1%	\$ 4.66

Attachment C Family Planning Rate Overview

Page 44

DHH Admin Region	Region Description	COA Description	RC Description	PMPM Post Smoothing w/Statewide	FY11 Family Planning Percentage	Family Planning PMPM
04	Lafayette	SSI	0-2 Months, Male and Female	\$ 14,726.70	0.0%	\$ -
04	Lafayette	SSI	3-11 Months, Male and Female	\$ 2,861.27	0.0%	\$ -
04	Lafayette	SSI	1-5 Years, Male and Female	\$ 442.29	0.0%	\$ -
04	Lafayette	SSI	6-13 Years, Male and Female	\$ 142.00	0.0%	\$ 0.04
04	Lafayette	SSI	14-18 Years, Male and Female	\$ 146.57	0.9%	\$ 1.26
04	Lafayette	SSI	19-44 Years, Male and Female	\$ 292.35	0.4%	\$ 1.16
04	Lafayette	SSI	45+ Years, Male and Female	\$ 450.98	0.0%	\$ 0.12
04	Lafayette	Family and Children	0-2 Months, Male and Female	\$ 883.12	0.0%	\$ -
04	Lafayette	Family and Children	3-11 Months, Male and Female	\$ 159.61	0.0%	\$ -
04	Lafayette	Family and Children	1-5 Years, Male and Female	\$ 69.51	0.0%	\$ -
04	Lafayette	Family and Children	6-13 Years, Male and Female	\$ 46.05	0.1%	\$ 0.04
04	Lafayette	Family and Children	14-18 Years, Female	\$ 70.55	5.2%	\$ 3.68
04	Lafayette	Family and Children	14-18 Years, Male	\$ 49.77	0.0%	\$ 0.00
04	Lafayette	Family and Children	19-44 Years, Female	\$ 134.08	4.2%	\$ 5.69
04	Lafayette	Family and Children	19-44 Years, Male	\$ 139.84	0.0%	\$ 0.01
04	Lafayette	Family and Children	45+ Years, Female	\$ 219.63	0.3%	\$ 0.55
04	Lafayette	Family and Children	45+ Years, Male	\$ 213.65	0.0%	\$ -
04	Lafayette	Foster Care Children	Foster Care, All Ages Male & Female	\$ 97.24	0.8%	\$ 0.74
04	Lafayette	Breast and Cervical Cancer	BCC, All Ages Female	\$ 1,254.06	0.0%	\$ 0.38
04	Lafayette	HCBS Waiver	0-18 Years, Male and Female	\$ 769.71	0.0%	\$ 0.31
04	Lafayette	HCBS Waiver	19+ Years, Male and Female	\$ 273.70	0.2%	\$ 0.46
04	Lafayette	Maternity Kickpayment	Maternity Kickpayment, All Ages	\$ 4,309.85	0.0%	\$ 1.78

Attachment C Family Planning Rate Overview

DHH Admin Region	Region Description	COA Description	RC Description	PMPM Post Smoothing w/Statewide	FY11 Family Planning Percentage	Family Planning PMPM
05	Lake Charles	SSI	0-2 Months, Male and Female	\$ 14,726.70	0.0%	\$ -
05	Lake Charles	SSI	3-11 Months, Male and Female	\$ 2,861.27	0.0%	\$ -
05	Lake Charles	SSI	1-5 Years, Male and Female	\$ 442.29	0.0%	\$ -
05	Lake Charles	SSI	6-13 Years, Male and Female	\$ 142.00	0.0%	\$ 0.07
05	Lake Charles	SSI	14-18 Years, Male and Female	\$ 146.57	0.9%	\$ 1.33
05	Lake Charles	SSI	19-44 Years, Male and Female	\$ 284.52	0.5%	\$ 1.46
05	Lake Charles	SSI	45+ Years, Male and Female	\$ 483.29	0.0%	\$ 0.03
05	Lake Charles	Family and Children	0-2 Months, Male and Female	\$ 738.33	0.0%	\$ -
05	Lake Charles	Family and Children	3-11 Months, Male and Female	\$ 163.43	0.0%	\$ -
05	Lake Charles	Family and Children	1-5 Years, Male and Female	\$ 74.61	0.0%	\$ -
05	Lake Charles	Family and Children	6-13 Years, Male and Female	\$ 50.97	0.1%	\$ 0.06
05	Lake Charles	Family and Children	14-18 Years, Female	\$ 81.70	5.9%	\$ 4.83
05	Lake Charles	Family and Children	14-18 Years, Male	\$ 54.74	0.0%	\$ 0.00
05	Lake Charles	Family and Children	19-44 Years, Female	\$ 164.22	4.0%	\$ 6.58
05	Lake Charles	Family and Children	19-44 Years, Male	\$ 139.84	0.0%	\$ -
05	Lake Charles	Family and Children	45+ Years, Female	\$ 219.63	0.2%	\$ 0.53
05	Lake Charles	Family and Children	45+ Years, Male	\$ 213.65	0.0%	\$ -
05	Lake Charles	Foster Care Children	Foster Care, All Ages Male & Female	\$ 97.24	0.4%	\$ 0.35
05	Lake Charles	Breast and Cervical Cancer	BCC, All Ages Female	\$ 1,254.06	0.0%	\$ 0.01
05	Lake Charles	HCBS Waiver	0-18 Years, Male and Female	\$ 769.71	0.0%	\$ 0.01
05	Lake Charles	HCBS Waiver	19+ Years, Male and Female	\$ 273.70	0.2%	\$ 0.67
05	Lake Charles	Maternity Kickpayment	Maternity Kickpayment, All Ages	\$ 4,402.28	0.2%	\$ 10.87
06	Alexandria	SSI	0-2 Months, Male and Female	\$ 14,726.70	0.0%	\$ -
06	Alexandria	SSI	3-11 Months, Male and Female	\$ 2,861.27	0.0%	\$ -
06	Alexandria	SSI	1-5 Years, Male and Female	\$ 442.29	0.0%	\$ -
06	Alexandria	SSI	6-13 Years, Male and Female	\$ 142.00	0.0%	\$ 0.06
06	Alexandria	SSI	14-18 Years, Male and Female	\$ 146.57	1.3%	\$ 1.88
06	Alexandria	SSI	19-44 Years, Male and Female	\$ 266.31	0.5%	\$ 1.35
06	Alexandria	SSI	45+ Years, Male and Female	\$ 477.58	0.0%	\$ 0.06
06	Alexandria	Family and Children	0-2 Months, Male and Female	\$ 1,135.77	0.0%	\$ -
06	Alexandria	Family and Children	3-11 Months, Male and Female	\$ 177.97	0.0%	\$ -
06	Alexandria	Family and Children	1-5 Years, Male and Female	\$ 87.60	0.0%	\$ -
06	Alexandria	Family and Children	6-13 Years, Male and Female	\$ 55.00	0.1%	\$ 0.07
06	Alexandria	Family and Children	14-18 Years, Female	\$ 84.02	6.0%	\$ 5.05
06	Alexandria	Family and Children	14-18 Years, Male	\$ 59.59	0.0%	\$ -
06	Alexandria	Family and Children	19-44 Years, Female	\$ 149.18	4.1%	\$ 6.12
06	Alexandria	Family and Children	19-44 Years, Male	\$ 139.84	0.0%	\$ 0.01
06	Alexandria	Family and Children	45+ Years, Female	\$ 219.63	0.2%	\$ 0.42
06	Alexandria	Family and Children	45+ Years, Male	\$ 213.65	0.0%	\$ -
06	Alexandria	Foster Care Children	Foster Care, All Ages Male & Female	\$ 97.24	0.9%	\$ 0.87
06	Alexandria	Breast and Cervical Cancer	BCC, All Ages Female	\$ 1,254.06	0.0%	\$ 0.27
06	Alexandria	HCBS Waiver	0-18 Years, Male and Female	\$ 769.71	0.0%	\$ 0.13
06	Alexandria	HCBS Waiver	19+ Years, Male and Female	\$ 273.70	0.1%	\$ 0.22
06	Alexandria	Maternity Kickpayment	Maternity Kickpayment, All Ages	\$ 4,592.02	0.1%	\$ 3.74

Attachment C Family Planning Rate Overview

DHH Admin Region	Region Description	COA Description	RC Description	PMPM Post Smoothing w/Statewide	FY11 Family Planning Percentage	Family Planning PMPM
07	Shreveport	SSI	0-2 Months, Male and Female	\$ 14,726.70	0.0%	\$ -
07	Shreveport	SSI	3-11 Months, Male and Female	\$ 2,861.27	0.0%	\$ -
07	Shreveport	SSI	1-5 Years, Male and Female	\$ 442.29	0.0%	\$ -
07	Shreveport	SSI	6-13 Years, Male and Female	\$ 142.00	0.1%	\$ 0.15
07	Shreveport	SSI	14-18 Years, Male and Female	\$ 146.57	1.9%	\$ 2.74
07	Shreveport	SSI	19-44 Years, Male and Female	\$ 315.16	0.5%	\$ 1.69
07	Shreveport	SSI	45+ Years, Male and Female	\$ 466.44	0.0%	\$ 0.19
07	Shreveport	Family and Children	0-2 Months, Male and Female	\$ 933.05	0.0%	\$ -
07	Shreveport	Family and Children	3-11 Months, Male and Female	\$ 162.51	0.0%	\$ -
07	Shreveport	Family and Children	1-5 Years, Male and Female	\$ 71.97	0.0%	\$ -
07	Shreveport	Family and Children	6-13 Years, Male and Female	\$ 43.05	0.2%	\$ 0.08
07	Shreveport	Family and Children	14-18 Years, Female	\$ 78.28	7.0%	\$ 5.50
07	Shreveport	Family and Children	14-18 Years, Male	\$ 47.16	0.0%	\$ 0.01
07	Shreveport	Family and Children	19-44 Years, Female	\$ 154.59	4.4%	\$ 6.75
07	Shreveport	Family and Children	19-44 Years, Male	\$ 139.84	0.1%	\$ 0.07
07	Shreveport	Family and Children	45+ Years, Female	\$ 219.63	0.4%	\$ 0.90
07	Shreveport	Family and Children	45+ Years, Male	\$ 213.65	0.0%	\$ -
07	Shreveport	Foster Care Children	Foster Care, All Ages Male & Female	\$ 97.24	1.5%	\$ 1.44
07	Shreveport	Breast and Cervical Cancer	BCC, All Ages Female	\$ 1,254.06	0.0%	\$ -
07	Shreveport	HCBS Waiver	0-18 Years, Male and Female	\$ 769.71	0.1%	\$ 0.52
07	Shreveport	HCBS Waiver	19+ Years, Male and Female	\$ 273.70	0.4%	\$ 1.03
07	Shreveport	Maternity Kickpayment	Maternity Kickpayment, All Ages	\$ 4,945.63	0.1%	\$ 3.61
08	Monroe	SSI	0-2 Months, Male and Female	\$ 14,726.70	0.0%	\$ -
08	Monroe	SSI	3-11 Months, Male and Female	\$ 2,861.27	0.0%	\$ -
08	Monroe	SSI	1-5 Years, Male and Female	\$ 442.29	0.0%	\$ -
08	Monroe	SSI	6-13 Years, Male and Female	\$ 142.00	0.1%	\$ 0.13
08	Monroe	SSI	14-18 Years, Male and Female	\$ 146.57	1.4%	\$ 2.04
08	Monroe	SSI	19-44 Years, Male and Female	\$ 298.90	0.5%	\$ 1.61
08	Monroe	SSI	45+ Years, Male and Female	\$ 465.52	0.0%	\$ 0.14
08	Monroe	Family and Children	0-2 Months, Male and Female	\$ 1,095.49	0.0%	\$ -
08	Monroe	Family and Children	3-11 Months, Male and Female	\$ 184.15	0.0%	\$ -
08	Monroe	Family and Children	1-5 Years, Male and Female	\$ 82.42	0.0%	\$ -
08	Monroe	Family and Children	6-13 Years, Male and Female	\$ 49.59	0.2%	\$ 0.11
08	Monroe	Family and Children	14-18 Years, Female	\$ 79.40	7.7%	\$ 6.08
08	Monroe	Family and Children	14-18 Years, Male	\$ 54.09	0.0%	\$ 0.00
08	Monroe	Family and Children	19-44 Years, Female	\$ 136.53	4.8%	\$ 6.62
08	Monroe	Family and Children	19-44 Years, Male	\$ 139.84	0.0%	\$ 0.06
08	Monroe	Family and Children	45+ Years, Female	\$ 219.63	0.3%	\$ 0.57
08	Monroe	Family and Children	45+ Years, Male	\$ 213.65	0.0%	\$ -
08	Monroe	Foster Care Children	Foster Care, All Ages Male & Female	\$ 97.24	1.3%	\$ 1.22
08	Monroe	Breast and Cervical Cancer	BCC, All Ages Female	\$ 1,254.06	0.1%	\$ 1.06
08	Monroe	HCBS Waiver	0-18 Years, Male and Female	\$ 769.71	0.1%	\$ 0.94
08	Monroe	HCBS Waiver	19+ Years, Male and Female	\$ 273.70	0.3%	\$ 0.75
08	Monroe	Maternity Kickpayment	Maternity Kickpayment, All Ages	\$ 4,997.67	0.1%	\$ 4.71

Attachment D
Data Certification

Page 47

Bobby Jindal
GOVERNOR



Bruce D. Greenstein
SECRETARY

State of Louisiana
Department of Health and Hospitals
BAYOU HEALTH


Mr. Nick Simmons, FIA, FSA, MAAA
Principal
Mercer Government Human Service Consulting
3560 Lenox Road, Suite 2400
Atlanta, GA 30326

RE: Actuarial Certification of July 1, 2012 – December 31, 2012 Prepaid Rates

Dear Nick:

I, Madeline W. McAndrew, BAYOU HEALTH Project Director, for the Louisiana Department of Health and Hospitals (DHH), hereby affirm that the data prepared and submitted to Mercer Government Human Service Consulting (Mercer) for the purpose of certifying the July 1, 2012 – December 31, 2012 Prepaid rates were prepared under my direction, and to the best of my knowledge and belief are accurate, complete, and consistent with the data used to develop the capitation rates. This data includes Fee For Service (FFS) data files and supplemental information on payments made outside of Louisiana's Medicaid Management Information System (MMIS).

Mercer relied on DHH for the collection and processing of the FFS data. Mercer did not audit the FFS data, but did assess the data for reasonableness as documented in the prepaid rate report.


Signature

7/12/2012
Date