




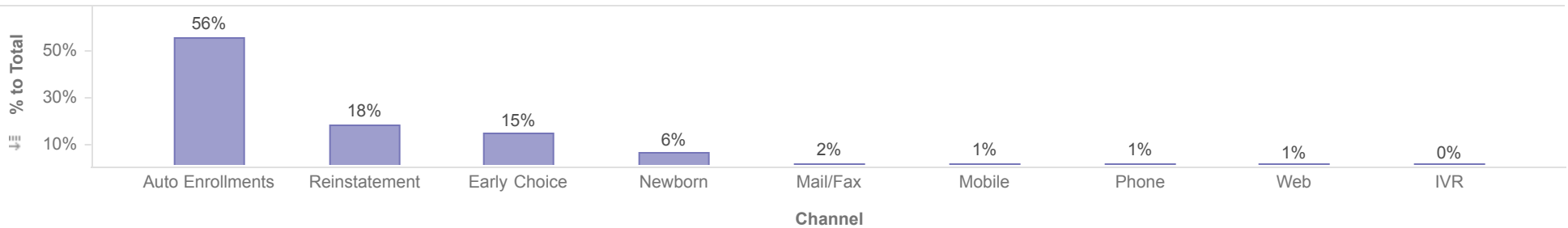
Healthy Louisiana
Enrollment by Dental Plan and Source - Total Active Members and New Members
Reporting Month: June 2025
Effective Month: July 2025

MAXIMUS

Enrollments by Plan



Enrollments by Source



										Member Count
Plan	Auto Enrollments	Early Choice	IVR	Mail/Fax	Mobile	Newborn	Phone	Reinstatement	Web	Total
DentaQuest	390,202	143,883	1,285	10,576	8,329	47,128	3,639	132,489	6,463	743,994
MCNA	394,029	62,382	4,763	10,974	8,509	37,947	11,245	125,468	7,943	663,260
Total	784,231	206,265	6,048	21,550	16,838	85,075	14,884	257,957	14,406	1,407,254


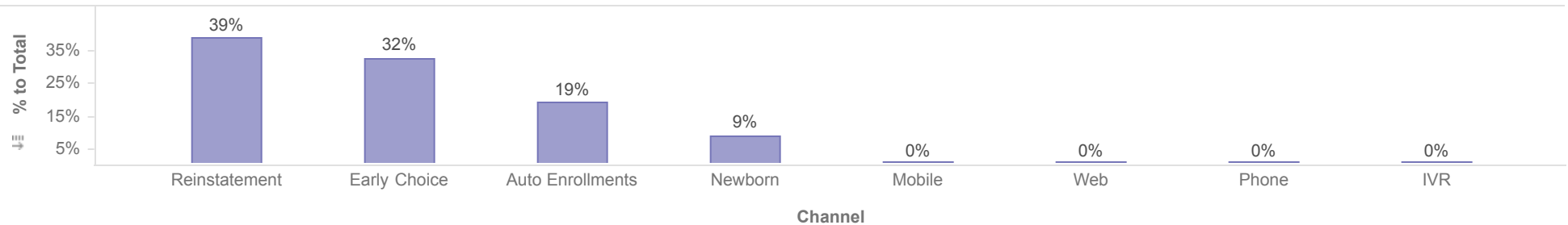
Description: Members who will be disenrolled at the end of the reporting month are not included. Enrollees who gain and lose eligibility during the reporting month are not included.

Note: Percentages are rounded to the nearest whole number.



Healthy Louisiana
Enrollment by Dental Plan and Source - Total Active Members and New Members
Reporting Month: June 2025
Effective Month: July 2025

MAXIMUS™

Enrollments by Plan**Enrollments by Source**

Plan	Member Count							
	Auto Enrollments	Early Choice	IVR	Mobile	Newborn	Phone	Reinstatement	Web
DentaQuest	3,119	7,243	7	45	1,602	8	6,814	24
MCNA	3,004	3,210	8	72	1,187	16	5,774	41
Total	6,123	10,453	15	117	2,789	24	12,588	65

Description: Members who transfer plan during the reporting month will only be counted once for the month, regardless of how many times the member transfers during the month. Members who will be disenrolled at the end of the reporting month are not included in this report. Enrollees who gain and lose eligibility during the reporting month are not included. Open enrollment transactions are also excluded.

Note: Percentages are rounded to the nearest whole number.