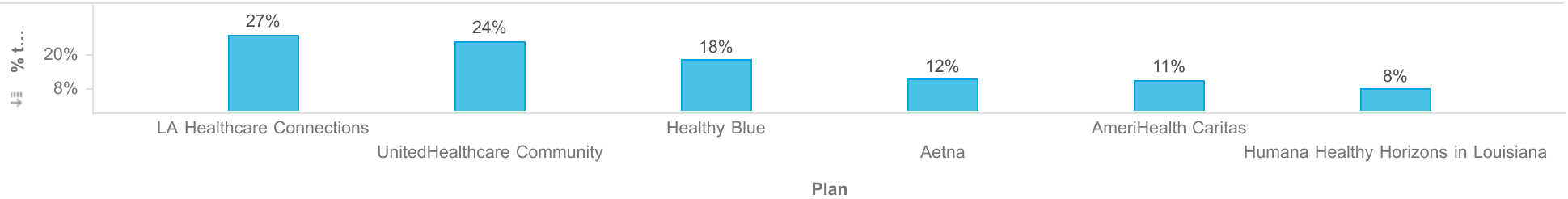




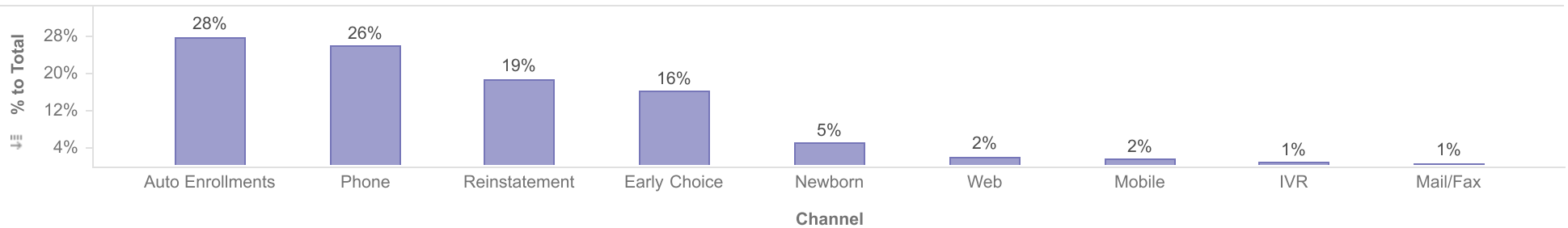
**Healthy Louisiana**  
**Enrollments by Health Plan and Source**  
**Reporting Month: September 2025**  
**Effective Month: October 2025**

**MAXIMUS**

**Enrollments by Plan**



**Enrollments by Source**



|                                      |                  |              |        |          |        |         |         |               |        | Member Count |
|--------------------------------------|------------------|--------------|--------|----------|--------|---------|---------|---------------|--------|--------------|
| Plan                                 | Auto Enrollments | Early Choice | IVR    | Mail/Fax | Mobile | Newborn | Phone   | Reinstatement | Web    | Total        |
| Aetna                                | 38,250           | 31,027       | 3,883  | 2,326    | 4,999  | 8,339   | 38,565  | 26,033        | 5,974  | 159,396      |
| AmeriHealth Caritas                  | 52,975           | 17,460       | 647    | 419      | 973    | 7,363   | 41,321  | 28,705        | 950    | 150,813      |
| Healthy Blue                         | 56,522           | 49,471       | 2,796  | 2,151    | 4,778  | 14,696  | 69,432  | 46,519        | 4,984  | 251,349      |
| Humana Healthy Horizons in Louisiana | 63,932           | 13,724       | 1,458  | 1,475    | 3,526  | 5,502   | 3,343   | 20,501        | 2,180  | 115,641      |
| LA Healthcare Connections            | 89,767           | 55,027       | 4,086  | 2,677    | 4,350  | 20,301  | 107,151 | 72,964        | 9,333  | 365,656      |
| UnitedHealthcare Community           | 80,943           | 59,203       | 3,499  | 2,204    | 3,946  | 16,379  | 99,162  | 64,038        | 4,305  | 333,679      |
| Total                                | 382,389          | 225,912      | 16,369 | 11,252   | 22,572 | 72,580  | 358,974 | 258,760       | 27,726 | 1,376,534    |

Description: This report shows all active members in Healthy Louisiana as of the effective date above. Members who will be disenrolled at the end of the reporting month are not included. Enrollees who gain and lose eligibility during the reporting month are not included. J/K linkages are excluded.

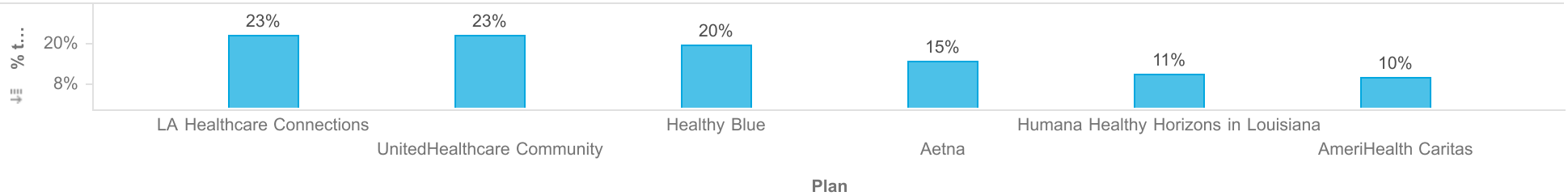
Note: Percentages are rounded to the nearest whole number.



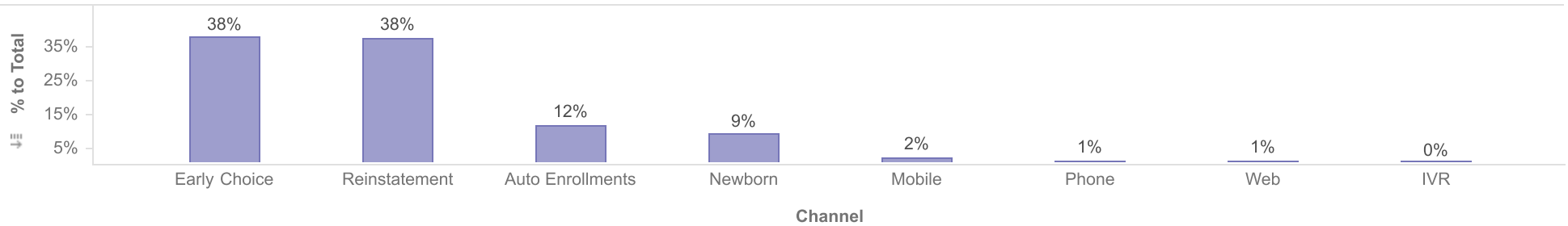
**Healthy Louisiana**  
**Enrollments by Health Plan and Source**  
**Reporting Month: September 2025**  
**Effective Month: October 2025**

**MAXIMUS**

**Enrollments by Plan**



**Enrollments by Source**



|                                      |                  |              |     |        |         |       |               |     | Member Count |
|--------------------------------------|------------------|--------------|-----|--------|---------|-------|---------------|-----|--------------|
| Plan                                 | Auto Enrollments | Early Choice | IVR | Mobile | Newborn | Phone | Reinstatement | Web | Total        |
| Aetna                                | 743              | 2,166        | 24  | 42     | 461     | 78    | 1,734         | 43  | 5,291        |
| AmeriHealth Caritas                  | 814              | 1,107        | 6   | 13     | 315     | 13    | 1,341         | 11  | 3,620        |
| Healthy Blue                         | 678              | 3,023        | 31  | 88     | 673     | 92    | 2,445         | 61  | 7,091        |
| Humana Healthy Horizons in Louisiana | 849              | 1,002        | 24  | 429    | 281     | 28    | 1,210         | 73  | 3,896        |
| LA Healthcare Connections            | 519              | 3,183        | 30  | 36     | 831     | 27    | 3,564         | 32  | 8,222        |
| UnitedHealthcare Community           | 672              | 3,317        | 22  | 57     | 678     | 41    | 3,322         | 58  | 8,167        |
| Total                                | 4,275            | 13,798       | 137 | 665    | 3,239   | 279   | 13,616        | 278 | 36,287       |

Description: This report shows new enrollments and transfers for the reporting month. Members who transfer plan during the reporting month will only be counted once for the month, regardless of how many times the member transfers during the month. Members who will be disenrolled at the end of the reporting month are not included in this report. Enrollees who gain and lose eligibility during the reporting month are not included. J/K linkages are excluded. Open enrollment transactions are also excluded.

Note: Percentages are rounded to the nearest whole number.