



Vector-Borne Diseases

Louisiana Arbovirus Surveillance Summary 2025

CDC Week 26

January 1 - June 28, 2025

Louisiana Department of Health • Office of Public Health • Infectious Disease Epidemiology Section
(504) 568-8313

Sean.Simonson@la.gov or Kelly.Falcone@la.gov

This report presents currently available information about mosquito-borne diseases in Louisiana. Cases of human infection and instances of positive mosquito testing can be used to understand the burden, risk, timing, and geographic distribution of arboviral diseases in the state.

Mosquito-borne diseases can be divided into two main categories: imported and endemic. Imported mosquito-borne diseases are instances where individuals test positive for an infection after travelling to another country. These diseases are not typically transmitted within Louisiana and are not circulating in local mosquito populations. The imported mosquito-borne diseases included in this report are chikungunya, dengue, Zika, and malaria. Endemic mosquito-borne diseases are infections which occur in Louisiana, such as Eastern Equine Encephalitis, St. Louis Encephalitis, and West Nile Virus. West Nile Virus (WNV) is the most common mosquito-borne disease in the state and has been actively transmitted since it was first detected in 2002.

Laboratories and health care providers report cases of mosquito-borne diseases to the Office of Public Health under the State Sanitary Code. However, not all cases are able to be detected. Between 80-90% of all WNV cases are asymptomatic, meaning these individuals would not seek testing. Occasionally these asymptomatic cases are detected through blood donation testing (PVD - Presumptive Viremic Donors), who are then interviewed to determine if they developed symptoms. Many symptomatic cases can be mild to moderate flu-like illnesses (West Nile Fever), and might not seek medical care or be tested. Only a small fraction of cases develop neuroinvasive disease (NID), which includes meningitis and encephalitis. People ages 55 and older are at higher risk for NID. Due to the severe nature of these cases, they are consistently detected and reported.

Since such a small percentage of human infections are detected, it is also important to monitor mosquito populations. Every year 20,000-50,000 mosquito pools (aggregate samples of mosquitoes from the same sample site) from approximately 30 parishes are submitted to the Louisiana Animal Disease Diagnostic Laboratory (LSU - LADDL) for testing or tested in-house. These mosquitoes are tested for endemic viruses in order to detect when and where viruses are transmitted.

Contents:

Page 2: **Endemic (Local) Mosquito Activity by Parish**

Page 3: **West Nile Virus Trends - Human Cases and Mosquito Pools**

Page 4: **West Nile Virus Activity Map**

Page 5: **Imported Diseases by LDH State Region**

Louisiana Arbovirus Summary Report
2025 - CDC Week 26

Table 1. Endemic Arbovirus Activity by Parish

Parish	West Nile Virus (WNV)							Eastern Equine Encephalitis (EEE)				Saint Louis Encephalitis (SLE)			
	Mosquito	Avian	Equine	Human				Mosquito	Avian	Equine	Human	Mosquito	Avian	Equine	Human
				NID*	F*	PVD*	Deaths								
Total	175	1	1	3	2	0	0	0	0	6	0	1	0	0	0
Allen	1									1					
Ascension	1														
Assumption			1							1					
Caddo	3														
Calcasieu	18														
East Baton Rouge	3			1											
Evangeline										1					
Jefferson	11														
Jefferson Davis	3														
Livingston				1											
Morehouse					1										
Orleans	76	1													
Ouachita	28				1							1			
Pointe Coupee	1														
St. Landry										1					
St. Mary	1														
St. Tammany	11			1											
Tangipahoa	18									1					
Vermilion										1					

***NID** - Neuroinvasive Disease, **F** - Fever, **PVD** - Presumptive Viremic Donor (not determined to have symptoms)

Note: Not all parishes collect and test mosquito pools for virus activity. The information provided in this report should be used to infer statewide and regional trends and activity of virus transmission. If a parish is not included on this report, that does not mean that arbovirus transmission is not occurring in that area.

Louisiana Arbovirus Summary Report
2025 - CDC Week 26

Figure 1. WNV-Positive Humans Reported in Louisiana, by Month of Onset 2021-2025*

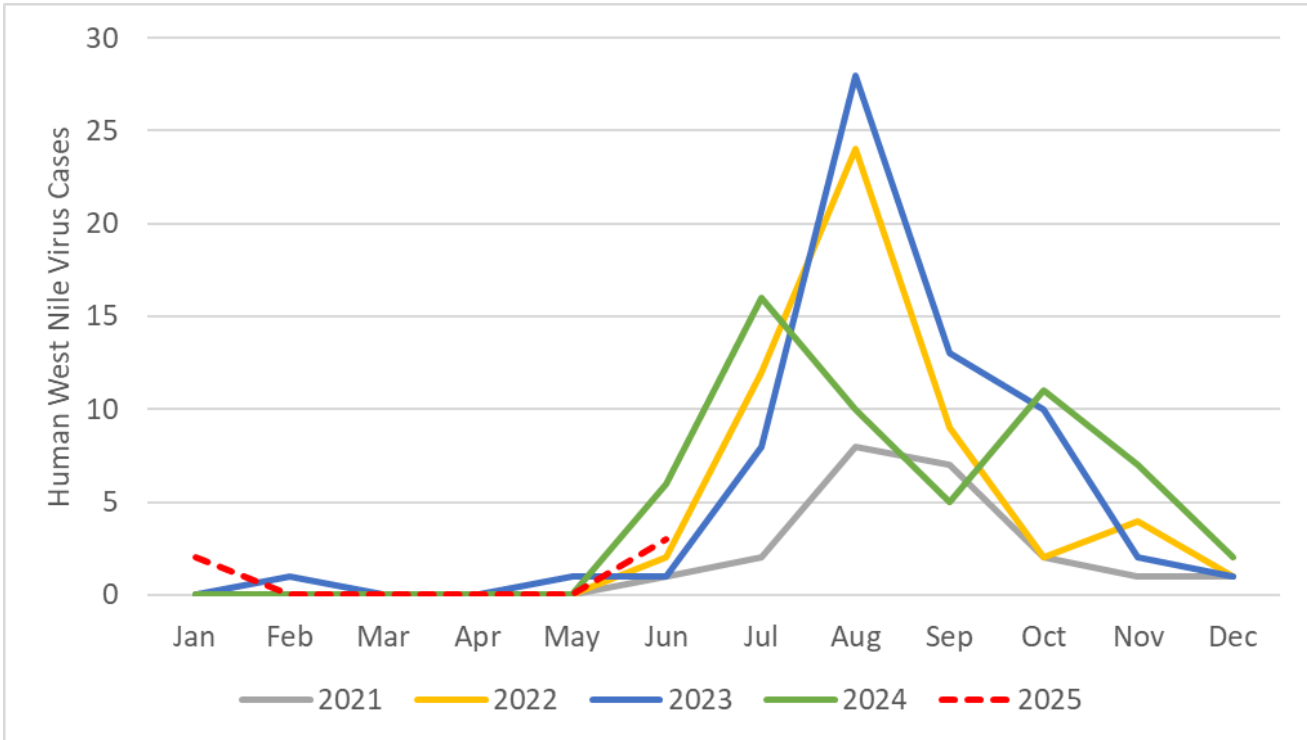
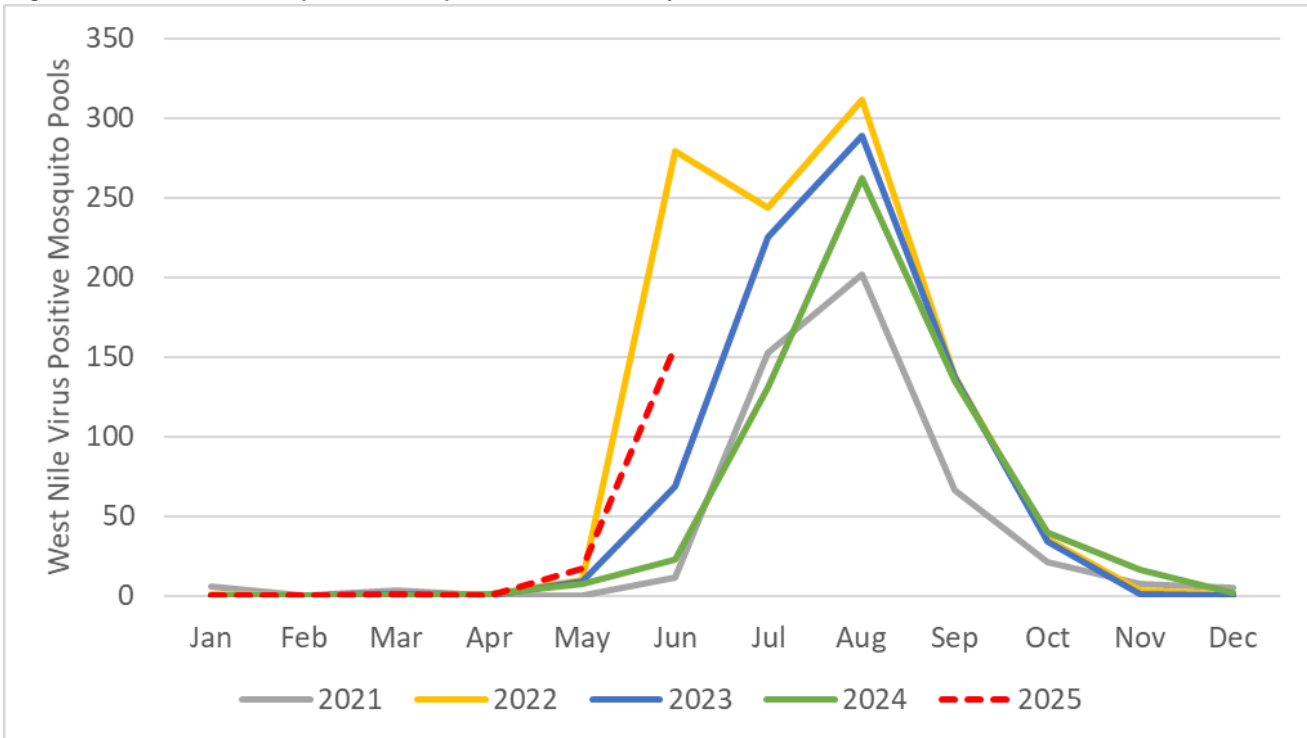
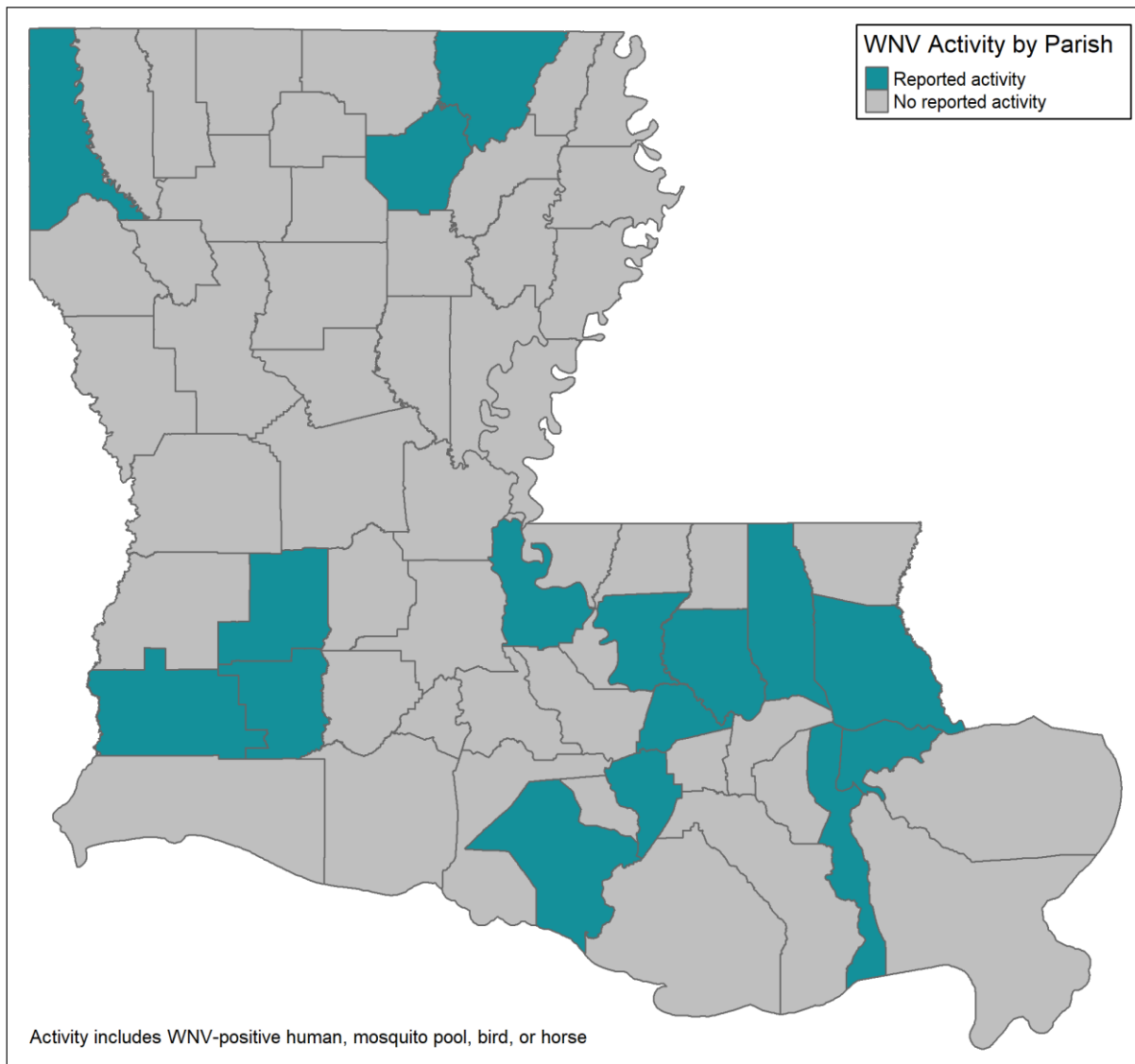


Figure 2. WNV-Positive Mosquito Pools Reported in Louisiana, by Month of Collection, 2021-2025*



*Data is summarized by month, so counts for the current month may not yet be complete. Graphs are updated weekly with the most current data available. Reporting lags (due to testing or reporting timeframes) may cause data from previous months to be updated as needed.

Figure 3. Louisiana Parishes Reporting West Nile Virus Activity



Louisiana Arbovirus Summary Report
2025 - CDC Week 26

Table 2. Imported Vectorborne Disease Activity by Region - Cases associated with travel, not locally acquired

Parish	Chikungunya	Dengue	Zika	Malaria
Region 1	1			
Region 2				
Region 3				1
Region 4				3
Region 5				
Region 6				
Region 7				
Region 8				1
Region 9				1
Total	1	0	0	6

Figure 4. LDH Regional Map

