

STI/HIV/Hepatitis B & C Update 2021

New Orleans
Region 1



LOUISIANA
**DEPARTMENT OF
HEALTH**

STD/HIV/Hepatitis Program

STD/HIV/Hepatitis Program Regional Profile, 2021 Update

Data Inclusion: Each profile contains new diagnoses of HIV, primary & secondary syphilis, chlamydia, gonorrhea, congenital syphilis, acute hepatitis B, chronic hepatitis B, acute hepatitis C, and chronic hepatitis C in Louisiana, 2021. Profiles are available for the state of Louisiana and all nine Public Health Regions. Data are reported as counts, proportions, and rates as defined below.

Data Sources: All data were collected and managed by the Louisiana Department of Health (LDH), Office of Public Health (OPH), STD/HIV/Hepatitis Program (SHHP) and closed in July 2022 for use in these profiles. At the time of this report, 2020 Census data were used to calculate rates.

STD/HIV/Hepatitis Program (SHHP) Mission and Vision:

SHHP MISSION

Our mission is to end the impacts of HIV, STI, and hepatitis by eliminating related health inequities and stigma for all communities in Louisiana.

SHHP VISION

Louisiana is a place where new HIV, STI and hepatitis diagnoses are rare, all people have high-quality health care and treatment, are free from discrimination, and can achieve their full potential for health and well-being across their lifespan.

Data Definitions:

Counts: Counts, also called frequencies, are the total number of events that occur in a defined period of time. The total number of diagnoses of gonorrhea reported in Louisiana during 2021 would be an example of a count or frequency, e.g. in 2021, 16,390 diagnoses of gonorrhea were reported in Louisiana.

Proportions: For many indicators, the proportion or percent of demographic groups is presented. This is calculated using the count of a subpopulation divided by the total case count. The proportion of gonorrhea diagnoses among males in 2021 is calculated by taking the count of gonorrhea diagnoses among males and dividing by the total count of gonorrhea diagnoses, and multiplying by 100. e.g. in 2021, 52% of gonorrhea diagnoses in Louisiana were among males.

Rates: Rates are the number of events that occur in a defined period of time, divided by the average population at risk of that event. In order to estimate the rate of gonorrhea in Louisiana during 2021, divide the count of gonorrhea diagnoses in 2021 by Louisiana's population (16,390 gonorrhea diagnoses divided by Louisiana's population of 4,664,616 = 0.003514). To make this value more interpretable, it is then multiplied by 100,000. The final rate is reported as 351.4 per 100,000 population. In other words, for every 100,000 people living in Louisiana, 351 were newly diagnosed with gonorrhea in 2021.

Data Disclaimers: Data for 2021 should be interpreted with caution due to the impact of the COVID-19 pandemic on access to testing, treatment and care services across the state. In addition, data are subject to change. The data within these profiles represents 2021 data as of frozen data files from July 2022.

For more information, visit the Louisiana Health Hub website at <https://louisianahealthhub.org/>.

Region 1: New Orleans

Population Overview

Region 1 has a population of 896,151 residents and is comprised of four parishes (Jefferson, Plaquemines, Orleans, and St. Bernard), all considered urban. The population of the four parishes ranges from a low of 23,305 residents in Plaquemines Parish to a high of 434,903 residents in Jefferson Parish.¹ The metropolitan statistical area (MSA) that covers the region is the New Orleans MSA. The New Orleans MSA covers eight parishes and includes 1,271,651 residents.

Demographics

In Region 1, 43.5% of residents are non-Hispanic White, 40.8% non-Hispanic Black, and 3.2% non-Hispanic Asian. Persons of Hispanic or Latinx origin make up an additional 10.2% of the population.¹

Age and Sex

According to 2020 census data, 52.0% of the population in Region 1 is female and 48.0% of the population is male.¹ Among Region 1 residents, 21.5% are under 18 years-old, and 15.7% are 65 or older. Youth, 15-24 years-old, make up 11.4% of the population.

Education and Socioeconomic Status

Among Region 1 residents, 13.4% have not graduated high school, 86.6% have at least a high school diploma, and 31.3% have a bachelor's degree or higher. The median household income is \$58,128 as compared to the state median income of \$50,800.³ However, 19.1% of people live below the povertyline as compared to 18.6% in Louisiana.³

Health Indicators

Region 1 has the lowest burden of obesity and diabetes among the nine public health regions. Among adults, 28.9% are obese and 11.6% have diabetes, compared to 36.8% and 14.1% statewide, respectively.³ An estimated 25.0% of adults have ever been told by a health care professional they had depression or a depressive disorder.³ The teen birth rate is 23.8 births per 1,000 females 15-19 years-old. There is a significant racial disparity in the teen birth rate, with non-Hispanic Black females having a teen birth rate more than two times higher than non-Hispanic White females (25.8 births per 1,000 females 15-19 years-old and 10.1 births per 1,000 females 15-19 years-old, respectively).⁷ In Region 1, 70.8% of pregnant people access prenatal care in the first trimester. Non-Hispanic Black women accessed prenatal care during the first trimester in 69.5% of pregnancies, and non-Hispanic White women accessed prenatal care in 78.3% of pregnancies.⁷ Further, non-Hispanic Black infants are more likely to experience infant mortality than non-Hispanic White infants (8.7 deaths per 1,000 live births and 5.2 deaths per 1,000 live births, respectively). The overall infant mortality rate is 6.7 deaths per 1,000 live births, which is lower than the statewide rate of 7.7 deaths per 1,000 live births.⁷

Insurance Coverage

In 2021, the composition of insurance coverage among adults in Region 1 was 51.5% employer-sponsored, 28.6% Medicaid, and 8.8% Medicare.¹⁰ It is estimated that 9.0% of adults and 4.2% of children in Region 1 are uninsured.¹⁰



HIV Annual Summary - 2021

Region 1 - New Orleans

New HIV Diagnoses
247

Louisiana Diagnoses: 901

HIV Diagnosis Rate
27.6
per 100,000 population

Louisiana Rate: 19.3 per 100,000

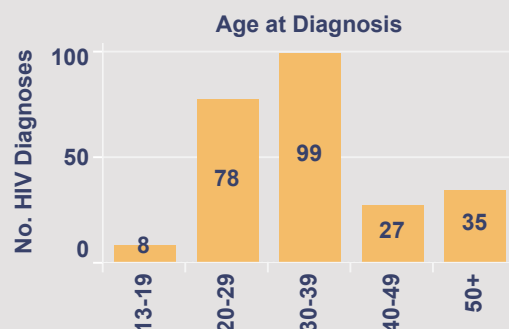
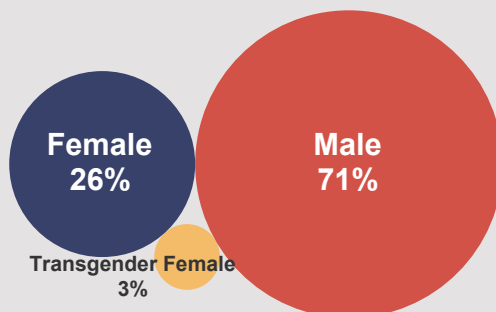
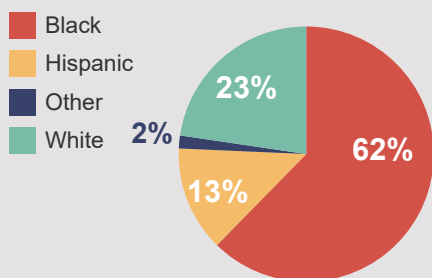
HIV Diagnosis Rate
Regional Ranking
1st
among Louisiana's nine public
health regions

Of the 247 new HIV diagnoses in 2021:

The majority of diagnoses (62%) were among Black people.

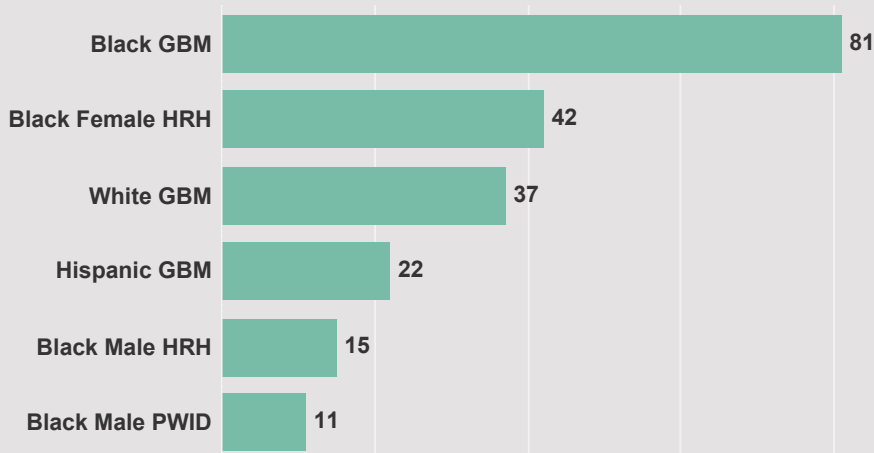
Males comprised 71% of diagnoses.

The age group with the most diagnoses was 30-39 year-olds (40%).



Affected subpopulations

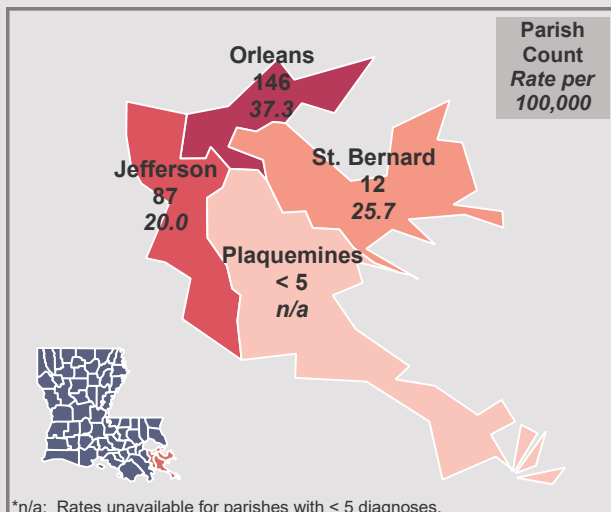
People of color and gay & bisexual men (GBM) are more impacted by HIV than other groups. In Region 1, one third (33%) of diagnoses in 2021 were among Black GBM.



GBM = Gay & bisexual men; HRH = High risk heterosexual; PWID = People who inject drugs

Geographic distribution

In 2021, more than half of new HIV diagnoses in Region 1 were from Orleans Parish (59%).



HIV Care among People Living with HIV in Region 1 in 2021:

Engagement in HIV Care

75%

Engagement in care: at least one CD4 or viral load (VL) lab in 2021

Retained in HIV Care

53%

Retention in care: two or more CD4 tests or VLs at least 90 days apart in 2021

Virally Suppressed (VS)

66%

Viral suppression or an 'undetectable' viral load: VL result < 200 copies per milliliter in 2021

VS in HIV Care

88%

Among persons engaged in HIV care, those who are virally suppressed in 2021

Interpreting the Data: It is recommended that 2021 data be interpreted with caution due to the impacts of the COVID-19 pandemic.



Primary and Secondary (P&S) Syphilis

Annual Summary - 2021

Region 1 - New Orleans

New P&S Syphilis
Diagnoses
223

Louisiana Diagnoses: 995

Syphilis Diagnosis Rate
24.9
per 100,000 population

Louisiana Rate: 21.3 per 100,000

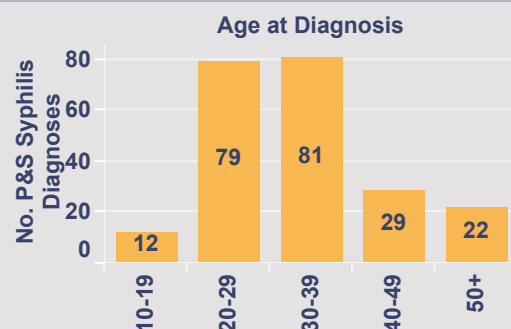
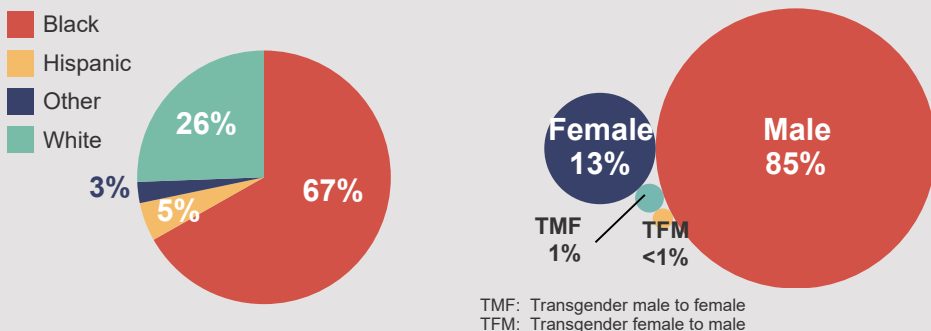
Syphilis Diagnosis Rate
Regional Ranking
4th
among Louisiana's nine public
health regions

Of the 223 P&S syphilis diagnoses in 2021:

The majority (67%) of diagnoses were among Black people.

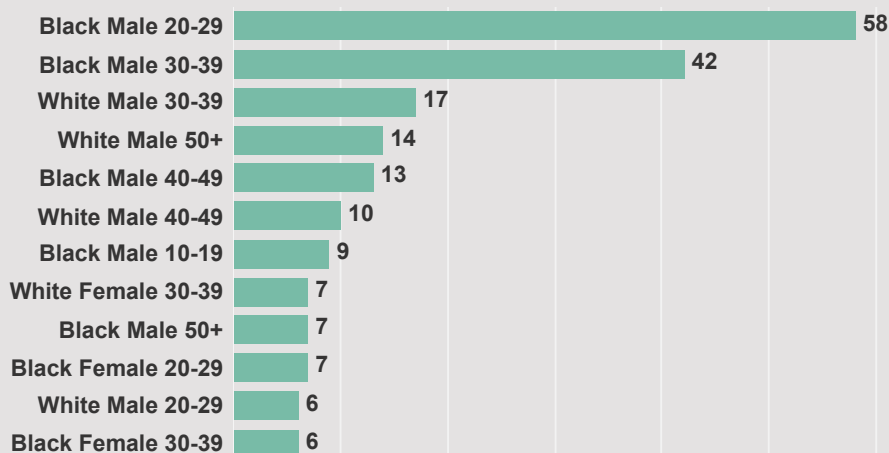
Males comprised 85% of diagnoses.

The majority (72%) of diagnoses were 20-39 years-old.



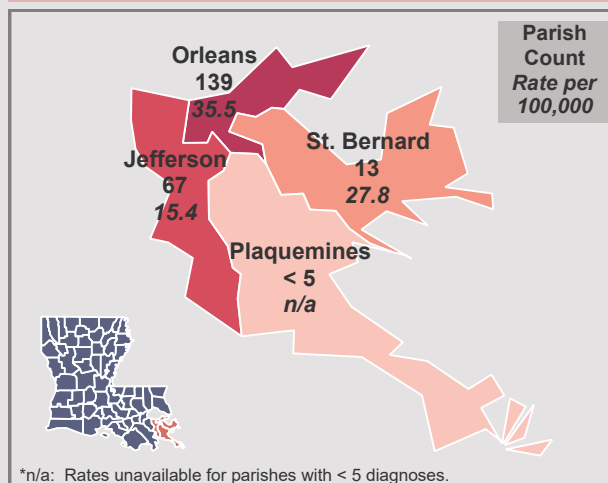
Affected subpopulations

People of color and males are more impacted by P&S syphilis than other groups. In 2021, Black males 20-39 years-old comprised 45% of P&S syphilis diagnoses in Region 1.

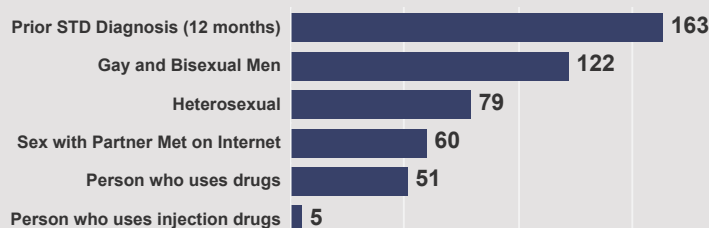


Geographic distribution

In 2021, the parish with the highest number of P&S syphilis diagnoses in Region 1 was Orleans Parish (62%).



Behavioral Factors



Syphilis Treatment Guidelines

STAGE OF SYPHILIS	REGIMEN	DOSE/ROUTE
Primary, Secondary, or Early Non-Primary Non-Secondary (<12 months)	Benzathine Penicillin G*	2.4 million units IM in a single dose
Late or Unknown Duration Syphilis (>12 months)	Benzathine Penicillin G*	7.2 million units IM administered as 3 doses of 2.4 million units IM each, at 1-week intervals

*Benzathine Penicillin G is the only CDC approved treatment for pregnant women

Interpreting the Data: It is recommended that 2021 data be interpreted with caution due to the impacts of the COVID-19 pandemic.



Congenital Syphilis (CS)

Annual Summary - 2021

Region 1 - New Orleans

Pregnant Mothers
Diagnosed with Syphilis
33

Congenital Syphilis Cases

9

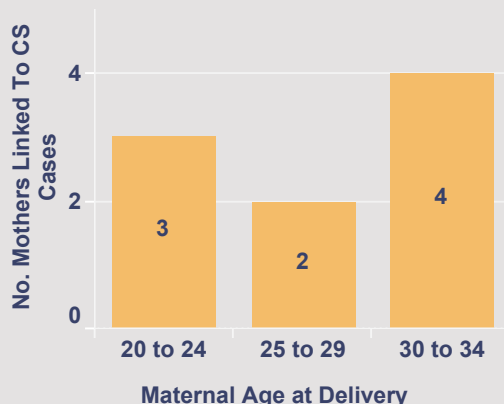
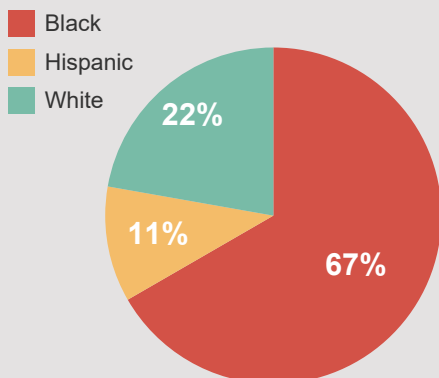
Case count reflects the total number of individual infants

Infant Deaths Linked to
Congenital Syphilis
0

Of the 9 pregnant mothers linked to a 2021 CS case:

Two-thirds of the mothers were Black women.

44% of mothers were between 30 to 34 years of age at delivery.



1 in 1,149
live births were born with
CS in 2021

2021 Regional Ranking
6th
Highest case count among
Louisiana's nine public health
regions

Among pregnant mothers linked to a 2021 CS case:

Timely PNC **78%**

Those who received prenatal care (PNC) at least 60 days before delivery

Timely PNC with
Timely Initial Test **100%**

Those who received timely PNC and were initially tested for syphilis at least 45 days before delivery

Timely PNC with
Recommended Testing **29%**

Those who received timely PNC, a timely initial test, and were re-tested for syphilis at least 45 days before delivery

Syphilis Guidelines for Pregnant Mothers

A case of congenital syphilis occurs when a mother living with inadequately treated syphilis passes the infection on to her infant in utero or during delivery.

Congenital syphilis is completely preventable through early detection of maternal syphilis and treatment that begins at least 30 days before delivery. Current treatment guidelines are as follows:

Primary, Secondary, or Early Non-Primary Non-Secondary Syphilis
2.4 M units benzathine penicillin (1 dose)

Unknown/Late Latent Syphilis
7.2 M units benzathine penicillin (3 doses, 7 days apart)

Louisiana Testing Law

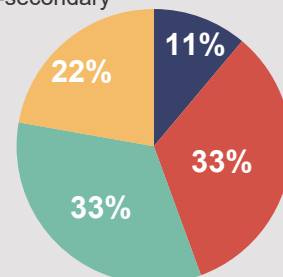
Act 459 was passed in Louisiana in 2014. This requires "opt-out" syphilis and HIV testing for all women at the first prenatal visit, the 1st prenatal visit in the 3rd trimester, and at delivery (if testing/status is not noted in medical charts).

Maternal Stage of Syphilis

One-third of mothers, linked to a CS case, were diagnosed with early non-primary non-secondary syphilis and one-third were diagnosed with unknown/late latent syphilis.

Surveillance Stage

- Secondary
- Early non-primary non-secondary
- Unknown/late latent
- Other





Gonorrhea Annual Summary - 2021

Region 1 - New Orleans

New Gonorrhea Diagnoses

3,532

Louisiana Diagnoses: 16,390

Gonorrhea Diagnosis Rate

394.1

per 100,000 population

Louisiana Rate: 351.4 per 100,000

Gonorrhea Diagnosis Rate Regional Ranking

3rd

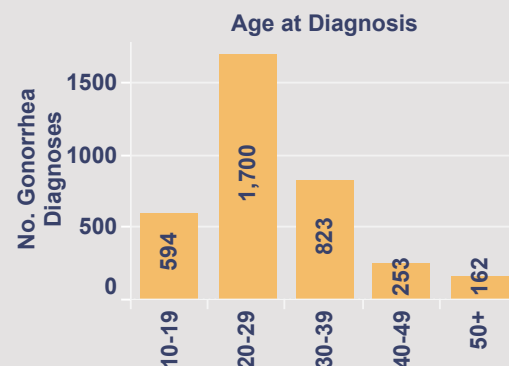
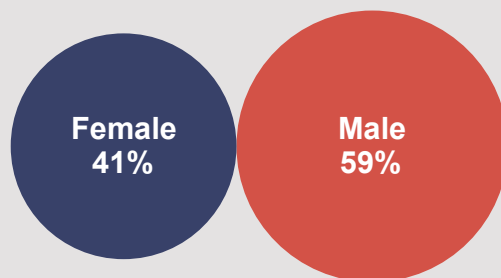
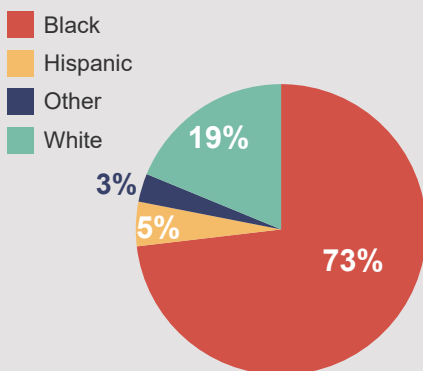
among Louisiana's nine public health regions

Of the 3,532 gonorrhea diagnoses in 2021:

The majority (73%) of diagnoses were among Black people.

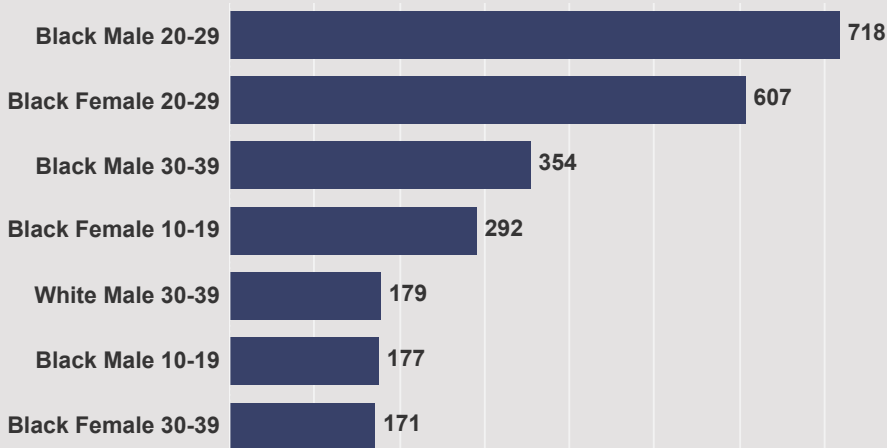
By sex at birth, males comprised 59% of diagnoses.

Almost half (48%) of diagnoses were among people 20-29 years-old.



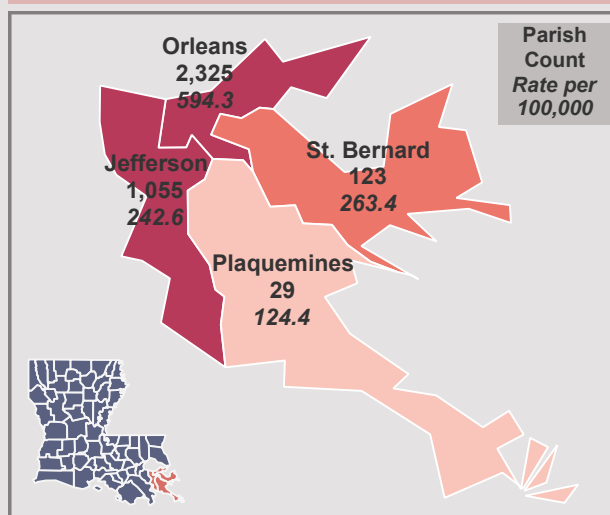
Affected subpopulations

Young people of color are more impacted by gonorrhea than other groups. In Region 1, young Black people 20-29 years-old comprised 38% of gonorrhea diagnoses in 2021.



Geographic distribution

In 2021, the majority of gonorrhea diagnoses in Region 1 were from Orleans Parish (66%).



Gonorrhea Screening and Treatment Guidelines

Screening Recommendations:

All sexually active women and pregnant women, under 25 years of age, and sexually active women and pregnant women, 25 years of age and older, if at increased risk.

At least annually for sexually active gay and bisexual men (GBM).

Treatment

Most cases can be treated with a single 500mg injection of ceftriaxone.

- Help minimize the threat of drug-resistant gonorrhea
- Test-of-cure for throat infections only
- Retest patients 3 months after treatment
- Treat partners



Chlamydia Annual Summary - 2021

Region 1 - New Orleans

New Chlamydia Diagnoses
7,587

Louisiana Diagnoses: 33,759

Chlamydia Diagnosis Rate
846.6

per 100,000 population

Louisiana Rate: 723.7 per 100,000

Chlamydia Diagnosis Rate
Regional Ranking

2nd

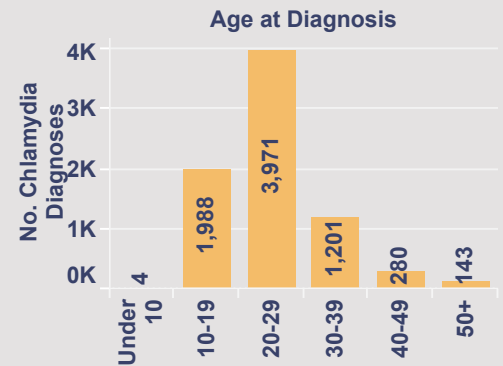
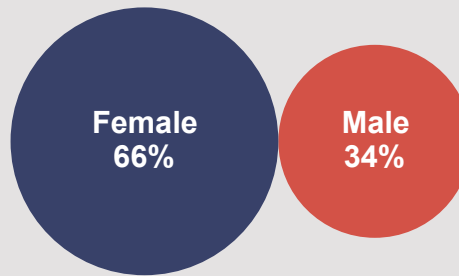
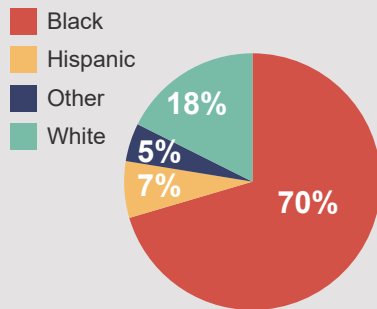
among Louisiana's nine public health regions

Of the 7,587 chlamydia diagnoses in 2021:

The majority (70%) of diagnoses were among Black people.

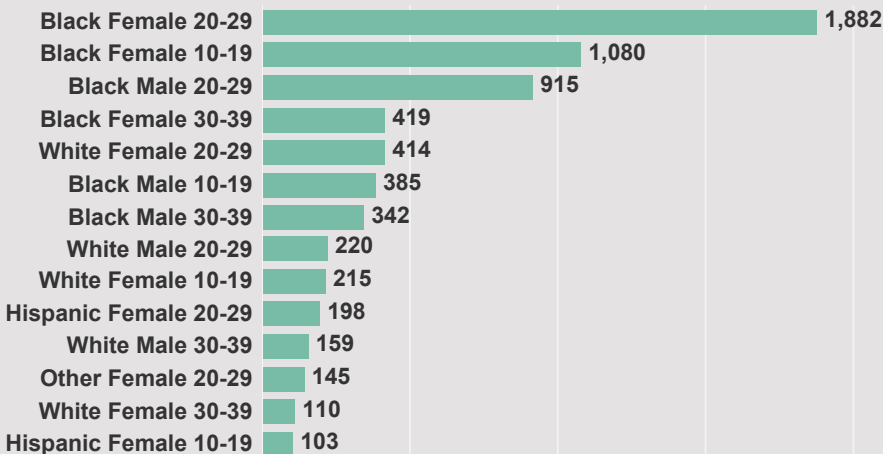
By sex at birth, females comprised 66% of diagnoses.

The age group with the most diagnoses was people 20-29 years-old (52%).



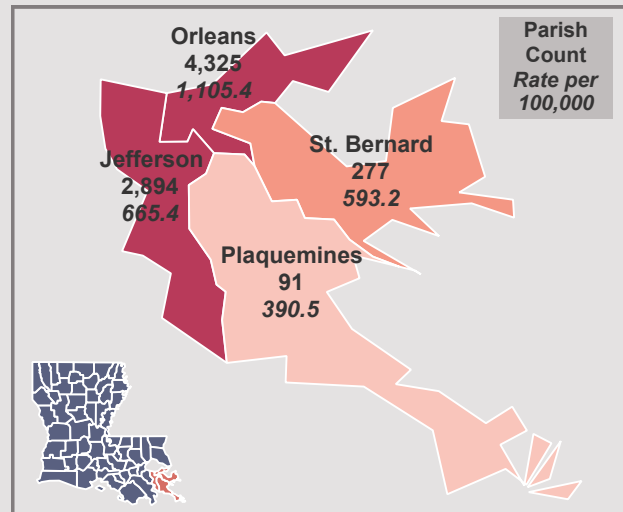
Affected subpopulations

People of color and young females are more impacted by chlamydia than other groups. In Region 1, 39% of chlamydia diagnoses were among Black females 10-29 years-old.



Geographic distribution

In 2021, more than half of chlamydia diagnoses in Region 1 were from Orleans Parish (57%).



Chlamydia Screening and Treatment Guidelines

Screening Recommendations:

All sexually active women and pregnant women, under 25 years of age, and sexually active women and pregnant women, 25 years of age and older, if at increased risk.

At least annually for sexually active gay and bisexual men (GBM).

Treatment:

Adults and adolescents:

Recommended: Doxycycline 100 mg orally 2x/day for 7 days

Alternatives: Azithromycin 1 gm orally in a single dose OR Levofloxacin 500 mg orally 1x/day for 7 days

Pregnancy:

Recommended: Azithromycin 1 gm orally in a single dose

Alternatives: Amoxicillin 500 mg orally 3x/day for 7 days



Acute Hepatitis B Annual Summary - 2021

Region 1 - New Orleans

Acute HBV Diagnoses

7

Louisiana Diagnoses: 36

Acute HBV Diagnosis Rate

0.8

per 100,000 population

Louisiana Rate: 0.8 per 100,000

A safe and effective vaccine is available to prevent hepatitis B.

Due to low counts, regional profiles of acute hepatitis B do not contain demographic and geographic breakdowns.

What is hepatitis B?

Hepatitis B is a vaccine-preventable liver infection caused by the hepatitis B virus (HBV). New infections cause a short term illness, referred to as an acute infection. Some people are able to clear HBV on their own and will no longer have HBV in their body, while others will progress to a long-term chronic illness.

How is hepatitis B spread and prevented?

HBV is most commonly spread through injection drug use and sexual contact. HBV can also be spread during childbirth if appropriate prophylaxis isn't administered. A safe and effective vaccine is available to prevent hepatitis B. Anyone at risk should get vaccinated.

Who is at risk for hepatitis B?

People at greater risk include infants born to mothers with hepatitis B, people who inject drugs or share needles, syringes, and other types of drug equipment, sex partners of people with hepatitis B, gay, bisexual and other men who have sex with men, people who live with someone who has hepatitis B, healthcare and public safety workers exposed to blood on the job, and people on dialysis.

How common is hepatitis B?

CDC estimates that around 12,600 people acquire acute HBV each year in the United States. People with acute hepatitis B may not experience symptoms or may experience very mild symptoms. Consequently, not everyone with acute hepatitis B may seek medical care. Research estimates only 1 out of 7 people with acute hepatitis B are identified and reported to public health. It is likely that the burden of disease from acute hepatitis B is much greater than reported, and the number of cases that are reported to and confirmed by public health are only a small proportion of the true burden of disease.

Visit louisianahealthhub.org for more information.

Interpreting the Data: It is recommended that 2021 data be interpreted with caution due to the impacts of the COVID-19 pandemic.



Chronic Hepatitis B Annual Summary - 2021

Region 1 - New Orleans

Chronic HBV Diagnoses

257

Louisiana Diagnoses: 1,161

Chronic HBV Diagnosis Rate

28.8

per 100,000 population

Louisiana Rate: 25.0 per 100,000

ranked **1st** in number of diagnoses and **1st** in diagnoses per 100,000 population among Louisiana's nine public health regions

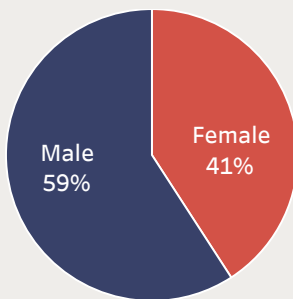
Of the 257 new chronic HBV diagnoses in 2021:

59% of diagnoses were male.

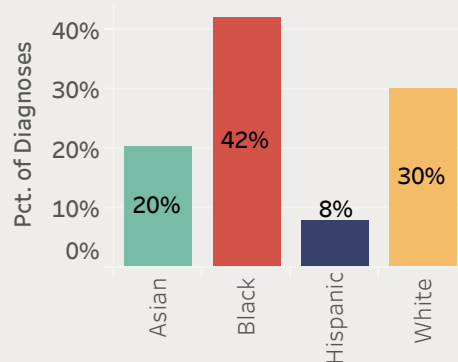
42% of diagnoses were in Black people and 30% of diagnoses were in White people.

The greatest proportion of new diagnoses were among people 40-49.

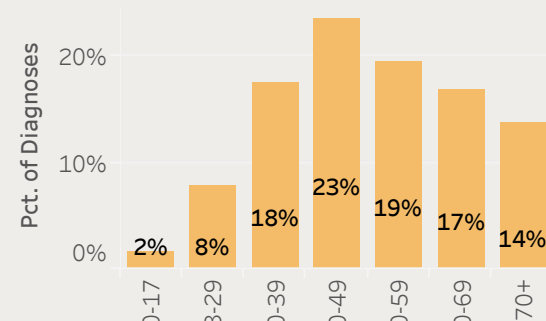
Birth Sex



Race/Ethnicity

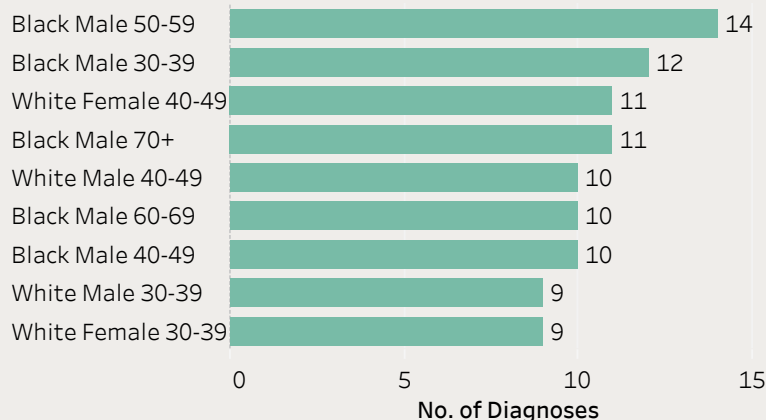


Age at Diagnosis



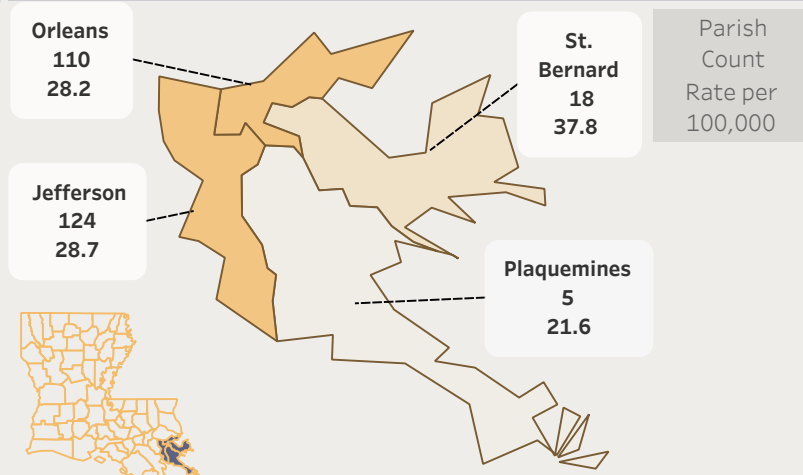
Affected Subpopulations

Black males 50-59 years old, Black males 30-39, White females 40-49 and Black males 70 years and older had the highest number of chronic HBV diagnoses.



Geographic distribution

Jefferson Parish had the highest number of HBV diagnoses, while St. Bernard Parish had the highest rate per 100,000 population.



Prevention and Treatment

A safe and effective vaccine is available to prevent hepatitis B. The most common ways that hepatitis B is spread is by injection drug use and sexual contact. HBV can also be spread during childbirth if appropriate prophylaxis isn't given. Some people may clear HBV on their own, while others will progress to a long-term chronic illness. For those who progress to a chronic illness, treatment is available to prevent liver damage, but it is not curative.

Interpreting the Data: It is recommended that 2021 data be interpreted with caution due to the impacts of the COVID-19 pandemic.



Acute Hepatitis C Annual Summary - 2021

Region 1 - New Orleans

Acute HCV Diagnoses

96

Louisiana Diagnoses: 302

Acute HCV Diagnosis Rate

10.8

per 100,000 population

Louisiana Rate: 6.5 per 100,000

Ranked **1st** in number of diagnoses and **1st** in diagnoses per 100,000 people among Louisiana's nine public health reg..

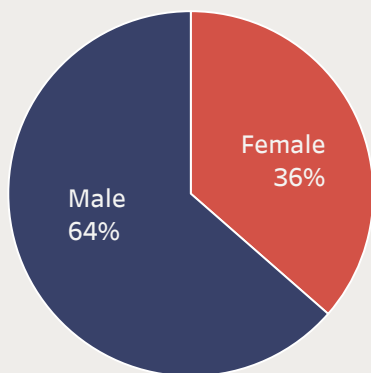
Of the 96 acute HCV diagnoses in 2021:

64% of diagnoses were male.

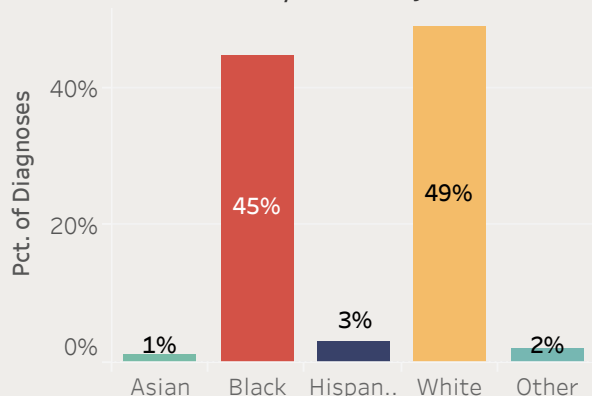
49% of diagnoses were among White people and 45% among Black people.

The majority of diagnoses were among people 18-39 years old.

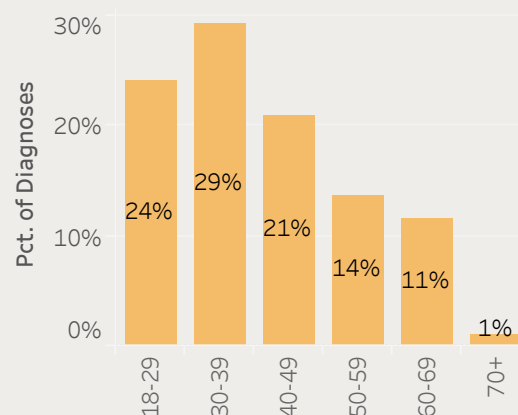
Birth Sex



Race/Ethnicity

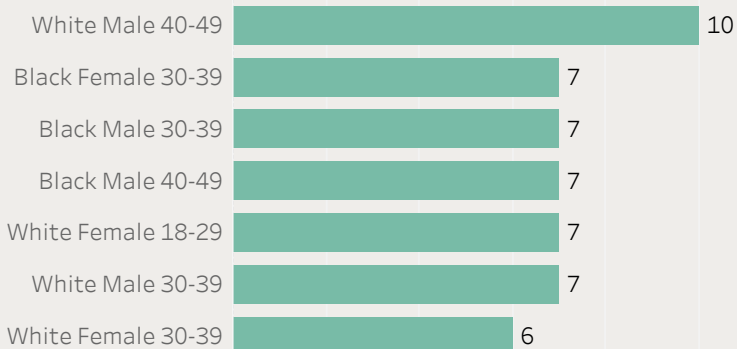


Age at Diagnosis



Affected Subpopulations

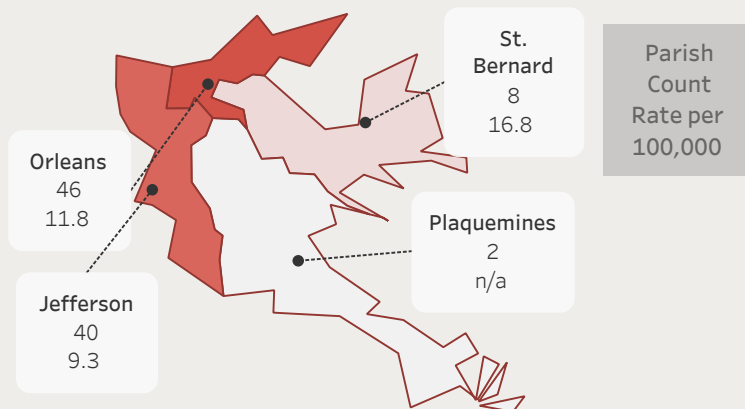
The largest number of acute HCV diagnoses were seen among White males between 40 and 49 years old.



Number of Diagnoses

Geographic Distribution

Orleans Parish had the highest number of new diagnoses followed by Jefferson Parish.



*n/a: Rates unavailable for parishes with < 5 diagno..

Hepatitis C: A Disease We Can Cure

The Louisiana Department of Health is committed to creating a "Hep C Free Louisiana" where hepatitis C is no longer a threat to public health, the quality of life for our citizens is improved, and health inequities related to hepatitis C are eliminated. Getting tested is the first step in eliminating HCV. CDC recommends universal testing of **ALL** adults for hepatitis C at least once in their lifetime. Visit louisianahealthhub.org to find out where to get ..



Chronic Hepatitis C Annual Summary - 2021

Region 1 - New Orleans

Chronic HCV Diagnoses

948

Louisiana Diagnoses: 4,732

Chronic HCV Diagnosis Rate

106.2
per 100,000 population

Louisiana Rate: 101.9 per 100,000

Ranked **2nd** in number of diagnoses
and **4th** in diagnoses per 100,000
population among Louisiana's nine
public health regions

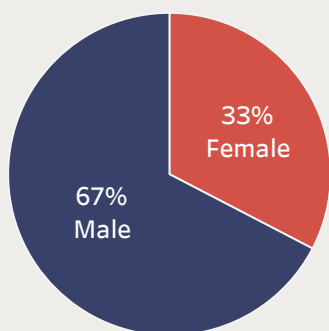
Of the 948 new chronic HCV diagnoses in 2021:

Males comprised 67% of diagnoses.

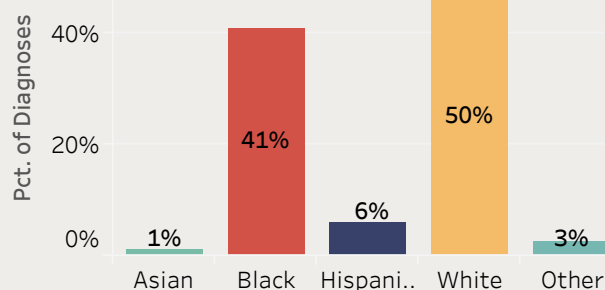
50% of diagnoses were among White people, and
41% of diagnoses were among Black people.

The majority of diagnoses were among people
30-49 years old.

Birth Sex

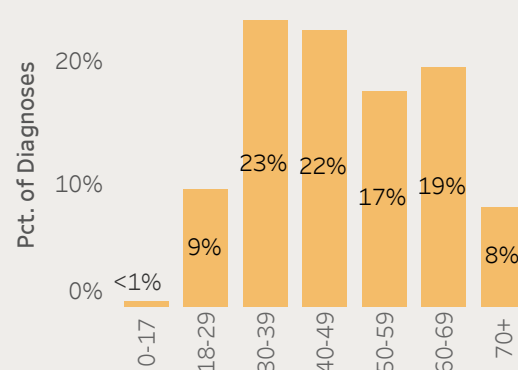


Race/Ethnicity



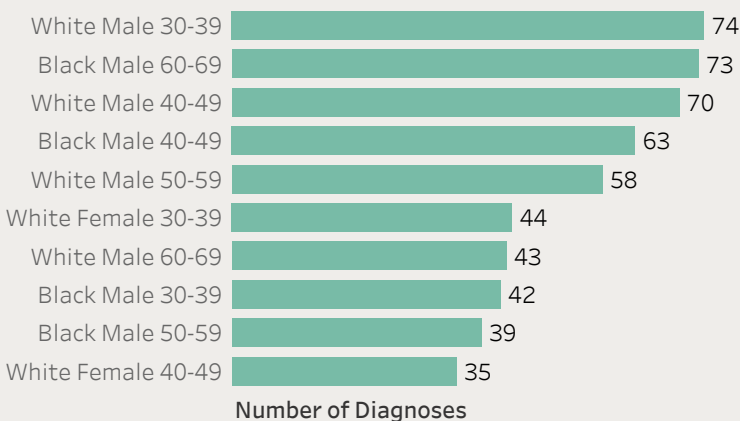
Note: Black people had a lower percentage of diagnoses compared to White people, but Black people had a higher rate of diagnoses per 100,000 population.

Age at Diagnosis



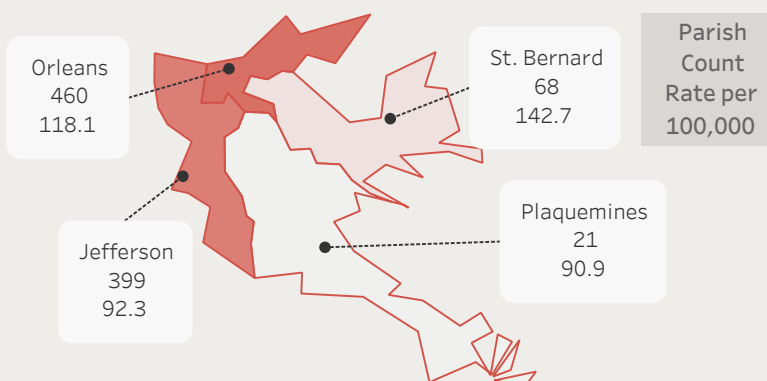
Affected Subpopulations

White males 30 to 39 years old and Black males 60 to 69 years old, had the highest number of new diagnoses.



Geographic Distribution

Orleans Parish had the highest number of diagnoses, while St. Bernard Parish had the highest rate per 100,000 population.



Hepatitis C Testing and Treatment:

Confirmatory Test Performed

81%

had complete diagnostic testing performed

Cured/ Cleared

35%

with confirmed HCV are now negative and have cleared the virus

HCV antibody testing with reflex to HCV RNA should be utilized to ensure complete diagnostic testing. Doing so, reduces the number of required healthcare visits and streamlines treatment.

A safe and effective treatment is available to cure hepatitis C. Treatment for hepatitis C is available at no cost for everyone enrolled in Medicaid and people who are incarcerated in Louisiana. Visit louisianahealthhub.org to find out more.

Interpreting the Data: It is recommended that 2021 data be interpreted with caution due to the impacts of the COVID-19 pandemic.

References

1. U.S. Census Bureau, 2020 Population Estimates.
2. Adolescents and STDs. Centers for Disease Control and Prevention.
<https://www.cdc.gov/std/life-stages-populations/stdfact-teens.htm>. Published April 12, 2022. Accessed 2022.
3. Louisiana Department of Health. Louisiana State Health Assessment. MySidewalk.
<https://dashboards.mysidewalk.com/louisiana-state-health-assessment/demographics>. Published 2021. Accessed July 2022.
4. America's Health Rankings analysis of U.S. Census Bureau, American Community Survey, United Health Foundation, AmericasHealthRankings.org, accessed 2022.
5. Current cigarette smoking among adults in the United States. Centers for Disease Control and Prevention.
https://www.cdc.gov/tobacco/data_statistics/fact_sheets/adult_data/cig_smoking/index.htm. Published March 17, 2022. Accessed July 2022.
6. Mental Health in Louisiana. National Alliance on Mental Illness.
<https://www.nami.org/NAMI/media/NAMI-Media/StateFactSheets/LouisianaStateFactSheet.pdf>. Published 2021. Accessed July 2022.
7. Louisiana 2017-2019 Maternal and Child Health Profile. Louisiana Department of Health. *Bureau of Family Health*. <https://ldh.la.gov/page/4170>. Published April 2021. Accessed July 2022.
8. Prison Policy Initiative (2021). *Louisiana Profile*. Prison Policy Initiative | Prison Policy Initiative. Retrieved June 23, 2022, from <https://www.prisonpolicy.org/profiles/LA.html>.
9. Demographic dashboard. Louisiana Department of Public Safety & Corrections.
<https://doc.louisiana.gov/demographic-dashboard/>. Published May 19, 2022. Accessed July 23, 2022.
10. Louisiana Health Insurance Survey. Louisiana Department of Public Health & LSU E.J. Ourso College of Business
<https://ldh.la.gov/assets/medicaid/LHIS/2022LHIS/LouisianaHealthInsuranceSurvey2021-4.18.2022.pdf>. Published 2021. Accessed July 2022.
11. Health insurance coverage of the total population. Kaiser Family Foundation.
<https://www.kff.org/state-category/health-coverage-uninsured>. Published November 15, 2021. Accessed July 2022.