

# STI/HIV/Hepatitis B & C Update 2021

Shreveport  
Region 7



## **STD/HIV/Hepatitis Program Regional Profile, 2021 Update**

**Data Inclusion:** Each profile contains new diagnoses of HIV, primary & secondary syphilis, chlamydia, gonorrhea, congenital syphilis, acute hepatitis B, chronic hepatitis B, acute hepatitis C, and chronic hepatitis C in Louisiana, 2021. Profiles are available for the state of Louisiana and all nine Public Health Regions. Data are reported as counts, proportions, and rates as defined below.

**Data Sources:** All data were collected and managed by the Louisiana Department of Health (LDH), Office of Public Health (OPH), STD/HIV/Hepatitis Program (SHHP) and closed in July 2022 for use in these profiles. At the time of this report, 2020 Census data were used to calculate rates.

### **STD/HIV/Hepatitis Program (SHHP) Mission and Vision:**

#### **SHHP MISSION**

Our mission is to end the impacts of HIV, STI, and hepatitis by eliminating related health inequities and stigma for all communities in Louisiana.

#### **SHHP VISION**

Louisiana is a place where new HIV, STI and hepatitis diagnoses are rare, all people have high-quality health care and treatment, are free from discrimination, and can achieve their full potential for health and well-being across their lifespan.

### **Data Definitions:**

**Counts:** Counts, also called frequencies, are the total number of events that occur in a defined period of time. The total number of diagnoses of gonorrhea reported in Louisiana during 2021 would be an example of a count or frequency, e.g. in 2021, 16,390 diagnoses of gonorrhea were reported in Louisiana.

**Proportions:** For many indicators, the proportion or percent of demographic groups is presented. This is calculated using the count of a subpopulation divided by the total case count. The proportion of gonorrhea diagnoses among males in 2021 is calculated by taking the count of gonorrhea diagnoses among males and dividing by the total count of gonorrhea diagnoses, and multiplying by 100. e.g. in 2021, 52% of gonorrhea diagnoses in Louisiana were among males.

**Rates:** Rates are the number of events that occur in a defined period of time, divided by the average population at risk of that event. In order to estimate the rate of gonorrhea in Louisiana during 2021, divide the count of gonorrhea diagnoses in 2021 by Louisiana's population (16,390 gonorrhea diagnoses divided by Louisiana's population of 4,664,616 = 0.003514). To make this value more interpretable, it is then multiplied by 100,000. The final rate is reported as 351.4 per 100,000 population. In other words, for every 100,000 people living in Louisiana, 351 were newly diagnosed with gonorrhea in 2021.

**Data Disclaimers:** Data for 2021 should be interpreted with caution due to the impact of the COVID-19 pandemic on access to testing, treatment and care services across the state. In addition, data are subject to change. The data within these profiles represents 2021 data as of frozen data files from July 2022.

For more information, visit the Louisiana Health Hub website at <https://louisianahealthhub.org/>.

## **Region 7: Shreveport**

### **Population Overview**

Region 7 has a population of 536,530 people and is comprised of nine parishes (Bienville, Bossier, Caddo, Claiborne, De Soto, Natchitoches, Red River, Sabine, and Webster).<sup>1</sup> The population of the nine parishes that make up Region 7 range from a low of 8,462 in Red River Parish to a high of 243,243 in Caddo Parish. According to the 2020 census, 81.4% of the population lives in an urban parish.<sup>1</sup>

### **Demographics**

According to the 2020 census, the racial and ethnic composition of Region 7 is 53.4% non-Hispanic White, 39.1% non-Hispanic Black, and 1.1% non-Hispanic Asian. Persons of Hispanic or Latinx origin make up an additional 3.6% of the population.<sup>1</sup>

### **Age and Sex**

According to the 2020 census data, 51.5% of the Region 7 population is female and 48.4% of the population is male.<sup>1</sup> Among Region 7 residents, 24.0% are under 18 years-old, and 16.9% are 65 or older.<sup>1</sup> Youth, 15-24 years-old, make up 12.8% of the population.

### **Education and Socioeconomic Status**

Among Region 7 residents over 25 years-old, 86.8% have attained a high school degree or higher, and 21.8% have a bachelor's degree or higher.<sup>3</sup> The median household income is \$48,066 as compared to the state median income of \$50,800. In Region 7, 22.7% of people in the Region live below the poverty level, as compared to 18.6% statewide.<sup>3</sup>

### **Health Indicators**

In Region 7, 42.4% of adults are obese, and 14.8% of adults have diabetes.<sup>3</sup> In regard to mental health, an estimated 18.0% of adults have ever been told by a health care professional they had depression or a depressive disorder.<sup>3</sup> The Region 7 teen birth rate is 31.6 births per 1,000 females 15-19 years-old. Non-Hispanic Black females experience teen birth at more than twice the rate of non-Hispanic White females (41.9 births per 1,000 females 15-19 years-old and 20.5 births per 1,000 females 15-19 years old, respectively).<sup>7</sup> Prenatal care was accessed during the 1<sup>st</sup> trimester in 72.5% of births. Non-Hispanic White women were more likely to enter prenatal care during the 1<sup>st</sup> trimester than non-Hispanic Black women (80.2% and 66.3%, respectively).<sup>7</sup> The Region 7 infant mortality rate was 10.4 deaths per 1,000 live births, compared to the state infant mortality rate, 7.7 deaths per 1,000 live births.<sup>7</sup> The infant mortality rate among non-Hispanic Black infants is over triple the infant mortality rate among non-Hispanic White infants, 16.2 deaths per 1,000 live births and 5.2 deaths per 1,000 live births, respectively.<sup>7</sup>

### **Insurance Coverage**

In 2021, the composition of insurance coverage among adults in Region 7 was 47.2% employer-sponsored, 29.7% Medicaid, and 9.8% Medicare.<sup>10</sup> It is estimated that 9.6% of adults and 1.8% children in Region 7 are uninsured.<sup>10</sup>



# HIV Annual Summary - 2021

## Region 7 - Shreveport

New HIV Diagnoses  
**115**

Louisiana Diagnoses: 901

HIV Diagnosis Rate  
**21.4**  
per 100,000 population  
-----  
Louisiana Rate: 19.3 per 100,000

HIV Diagnosis Rate  
Regional Ranking  
**3rd**  
among Louisiana's nine public  
health regions

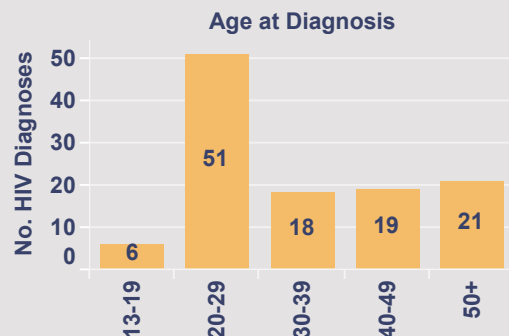
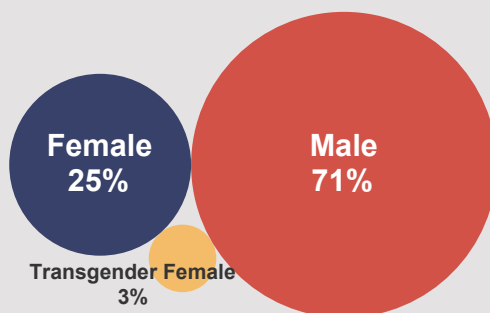
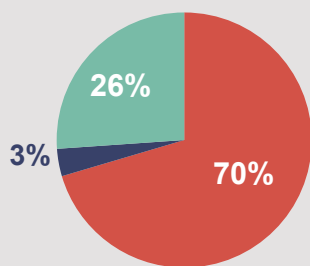
### Of the 115 new HIV diagnoses in 2021:

The majority of new diagnoses (70%)  
were among Black people.

Males comprised 71% of diagnoses.

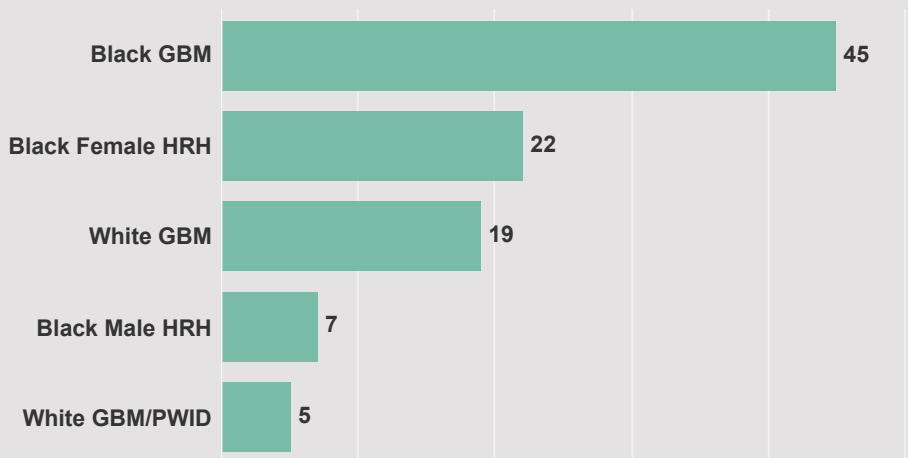
Half of new diagnoses (50%) were  
among people under 30 years-old.

Black  
Other  
White



### Affected subpopulations

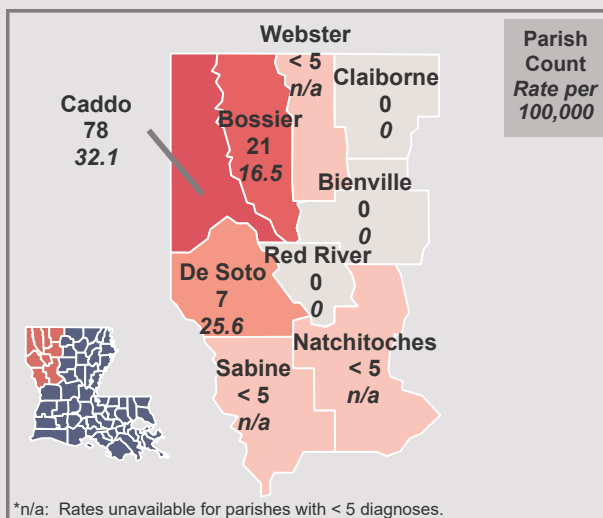
People of color and gay & bisexual men (GBM) are more impacted by HIV than other groups. In Region 7, over one third (39%) of diagnoses in 2021 were among Black GBM.



GBM = Gay & bisexual men; HRH = High risk heterosexual; PWID = People who inject drugs

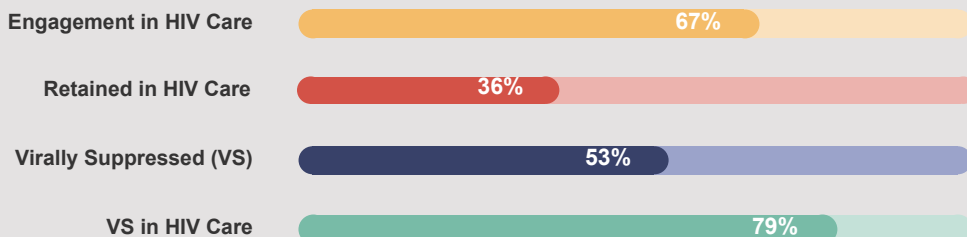
### Geographic distribution

In 2021, the majority of new HIV diagnoses in Region 7 were from Caddo Parish (70%).



\*n/a: Rates unavailable for parishes with < 5 diagnoses.

### HIV Care among People Living with HIV in Region 7 in 2021:



Engagement in care: at least one CD4 or viral load (VL) lab in 2021

Retention in care: two or more CD4 tests or VLs at least 90 days apart in 2021

Viral suppression or an 'undetectable' viral load: VL result < 200 copies per milliliter in 2021

Among persons engaged in HIV care, those who are virally suppressed in 2021

Interpreting the Data: It is recommended that 2021 data be interpreted with caution due to the impacts of the COVID-19 pandemic.



# Primary and Secondary (P&S) Syphilis

Annual Summary - 2021

Region 7 - Shreveport

New P&S Syphilis  
Diagnoses

**91**

Louisiana Diagnoses: 995

Syphilis Diagnosis Rate

**17.0**

per 100,000 population

Louisiana Rate: 21.3 per 100,000

Syphilis Diagnosis Rate  
Regional Ranking

**6th**

among Louisiana's nine public  
health regions

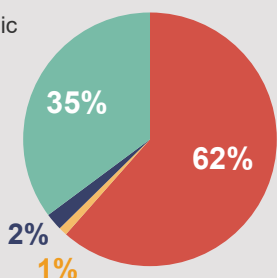
## Of the 91 P&S syphilis diagnoses in 2021:

The majority (62%) of diagnoses were  
among Black people.

Males comprised 73% of diagnoses.

The age group with the most diagnoses  
was 20-29 year-olds (38%).

Black  
Hispanic  
Other  
White



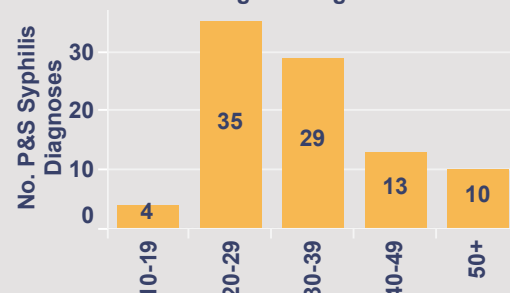
Female  
26%

Male  
73%

TMF  
1%

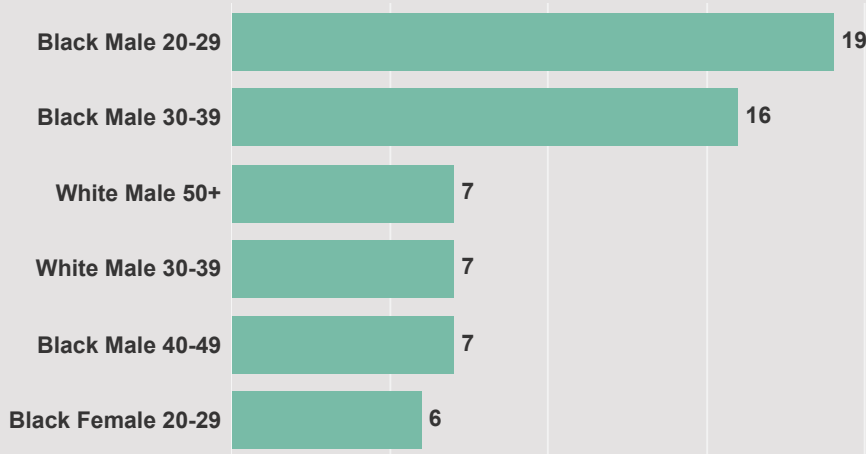
TMF: Transgender male to female

Age at Diagnosis



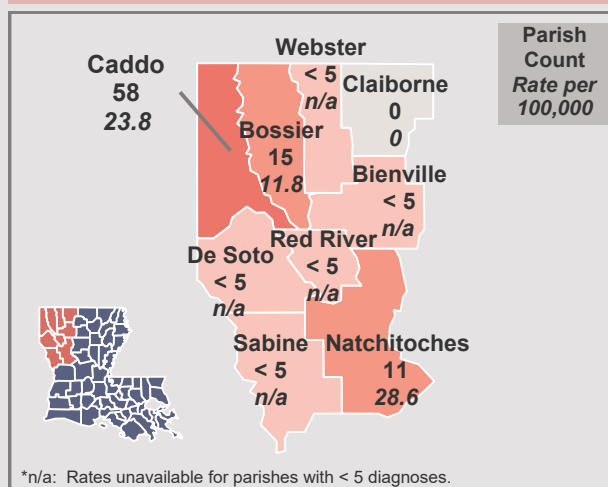
## Affected subpopulations

People of color and males are more impacted by P&S syphilis than other groups. In 2021, Black males 20-39 years-old comprised of 38% of P&S syphilis diagnoses in Region 7.

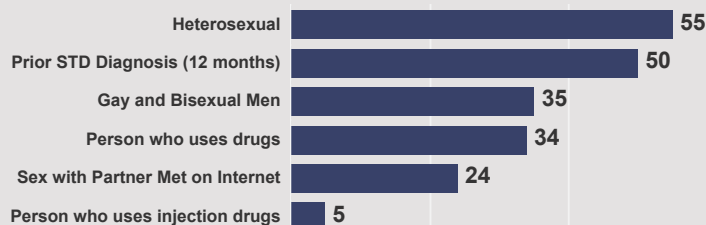


## Geographic distribution

In 2021, the parish with the highest number of P&S syphilis diagnoses in Region 7 was Caddo Parish (64%).



## Behavioral Factors



## Syphilis Treatment Guidelines

STAGE OF SYPHILIS	REGIMEN	DOSE/ROUTE
Primary, Secondary, or Early Non-Primary Non-Secondary (<12 months)	Benzathine Penicillin G*	2.4 million units IM in a single dose
Late or Unknown Duration Syphilis (>12 months)	Benzathine Penicillin G*	7.2 million units IM administered as 3 doses of 2.4 million units IM each, at 1-week intervals

\*Benzathine Penicillin G is the only CDC approved treatment for pregnant women

**Interpreting the Data:** It is recommended that 2021 data be interpreted with caution due to the impacts of the COVID-19 pandemic.





# Congenital Syphilis (CS)

Annual Summary - 2021

Region 7 - Shreveport

Pregnant Mothers  
Diagnosed with Syphilis  
**22**

## Congenital Syphilis Cases

**11**

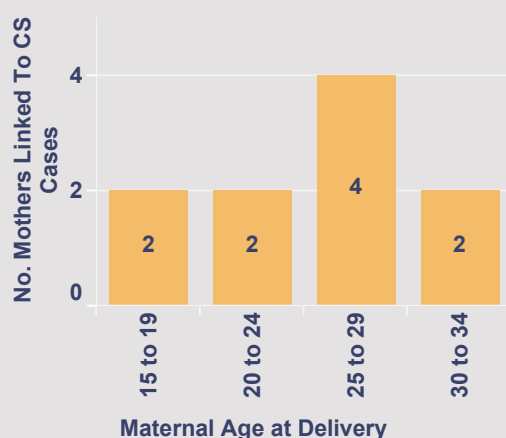
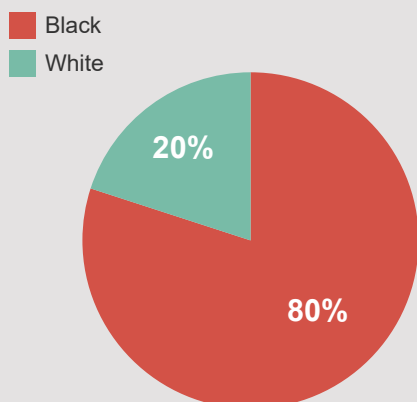
Case count reflects the total number of individual infants

Infant Deaths Linked to  
Congenital Syphilis  
**0**

## Of the 10 pregnant mothers linked to a 2021 CS case:

The majority (80%) were Black women.

40% of mothers were between 25 to 29 years of age at delivery.



**1 in 572**  
live births were born with  
CS in 2021

2021 Regional Ranking  
**5th**  
Highest case count among  
Louisiana's nine public health  
regions

## Among pregnant mothers linked to a 2021 CS case:

Timely PNC 100%

Timely PNC with  
Timely Initial Test 100%

Timely PNC with  
Recommended Testing 50%

Those who received prenatal care (PNC) at least 60 days before delivery

Those who received timely PNC and were initially tested for syphilis at least 45 days before delivery

Those who received timely PNC, a timely initial test, and were re-tested for syphilis at least 45 days before delivery

## Syphilis Guidelines for Pregnant Mothers

A case of congenital syphilis occurs when a mother living with inadequately treated syphilis passes the infection on to her infant in utero or during delivery.

Congenital syphilis is completely preventable through early detection of maternal syphilis and treatment that begins at least 30 days before delivery. Current treatment guidelines are as follows:

**Primary, Secondary, or Early Non-Primary Non-Secondary Syphilis**  
2.4 M units benzathine penicillin (1 dose)

**Unknown/Late Latent Syphilis**  
7.2 M units benzathine penicillin (3 doses, 7 days apart)

### Louisiana Testing Law

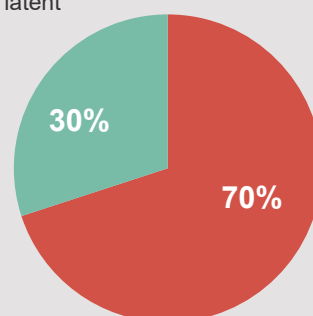
Act 459 was passed in Louisiana in 2014. This requires "opt-out" syphilis and HIV testing for all women at the first prenatal visit, the 1st prenatal visit in the 3rd trimester, and at delivery (if testing/status is not noted in medical charts).

## Maternal Stage of Syphilis

The majority (70%) of mothers were diagnosed with early non-primary non-secondary syphilis.

Surveillance Stage

Early non-primary non-secondary  
Unknown/late latent





# Gonorrhea Annual Summary - 2021

## Region 7 - Shreveport

New Gonorrhea Diagnoses  
**1,719**

Louisiana Diagnoses: 16,390

Gonorrhea Diagnosis Rate  
**320.4**  
per 100,000 population

Louisiana Rate: 351.4 per 100,000

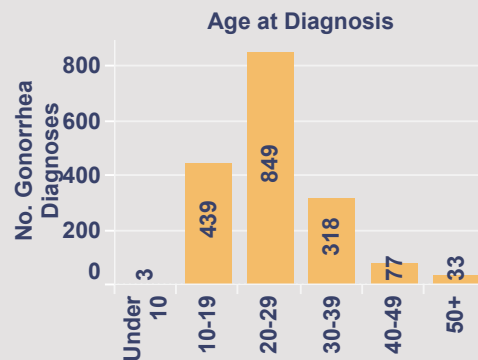
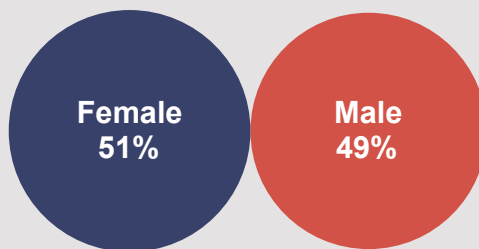
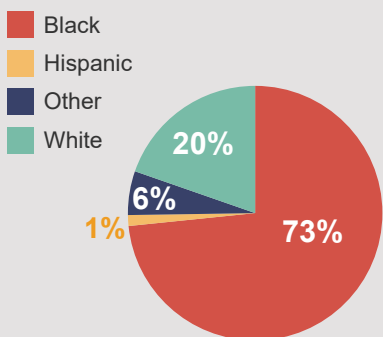
Gonorrhea Diagnosis Rate  
Regional Ranking  
**6th**  
among Louisiana's nine public  
health regions

## Of the 1,719 gonorrhea diagnoses in 2021:

The majority (73%) of diagnoses were among Black people.

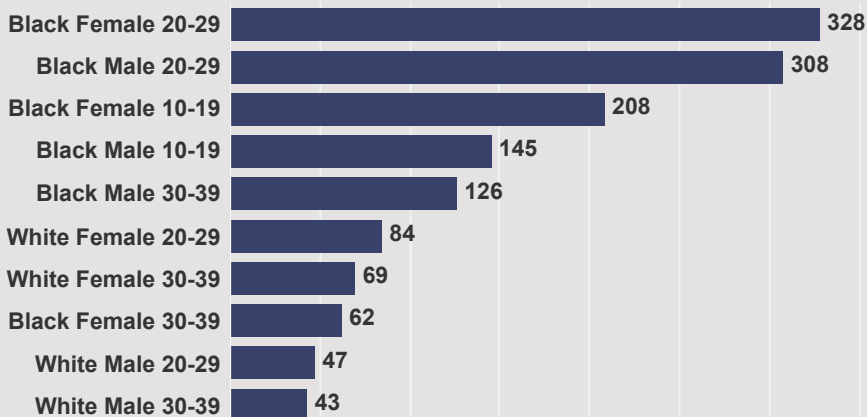
By sex at birth, females comprised of 51% of diagnoses.

Almost half (49%) of diagnoses were among people 20-29 years-old.



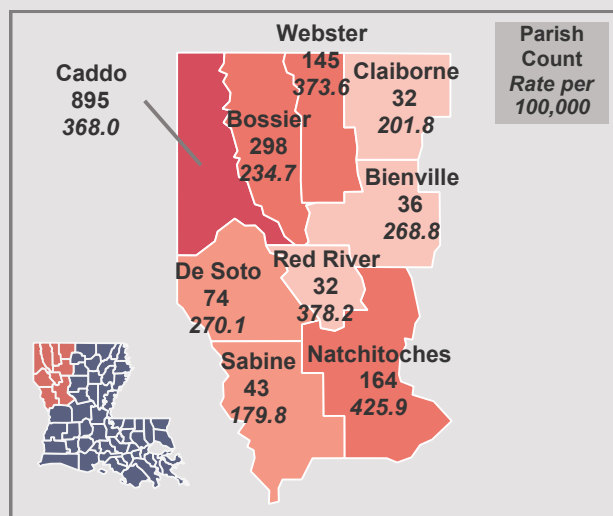
## Affected subpopulations

Young people of color are more impacted by gonorrhea than other groups. In Region 7, young Black people 10-29 years-old comprised 58% of gonorrhea diagnoses in 2021.



## Geographic distribution

In 2021, over half of gonorrhea diagnoses in Region 7 were from Caddo Parish (52%).



## Gonorrhea Screening and Treatment Guidelines

### Screening Recommendations:

All sexually active women and pregnant women, under 25 years of age, and sexually active women and pregnant women, 25 years of age and older, if at increased risk.

At least annually for sexually active gay and bisexual men (GBM).

### Treatment:

Most cases can be treated with a single 500mg injection of ceftriaxone.

- Help minimize the threat of drug-resistant gonorrhea
- Test-of-cure for throat infections only
- Retest patients 3 months after treatment
- Treat partners



# Chlamydia Annual Summary - 2021

## Region 7 - Shreveport

New Chlamydia Diagnoses  
**3,613**

Louisiana Diagnoses: 33,759

Chlamydia Diagnosis Rate  
**673.4**  
per 100,000 population

Louisiana Rate: 723.7 per 100,000

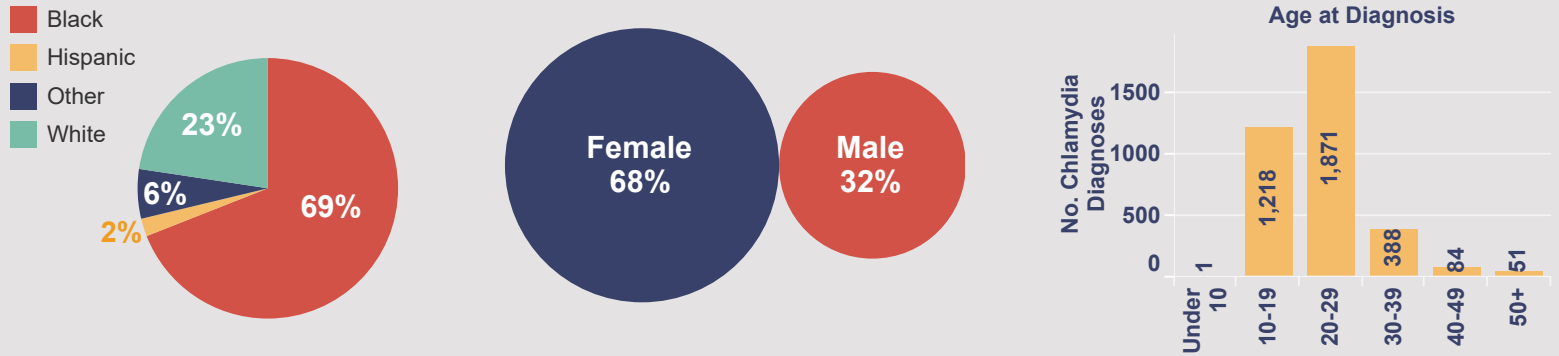
Chlamydia Diagnosis Rate  
Regional Ranking  
**5th**  
among Louisiana's nine public  
health regions

### Of the 3,613 chlamydia diagnoses in 2021:

The majority (69%) of diagnoses were among Black people.

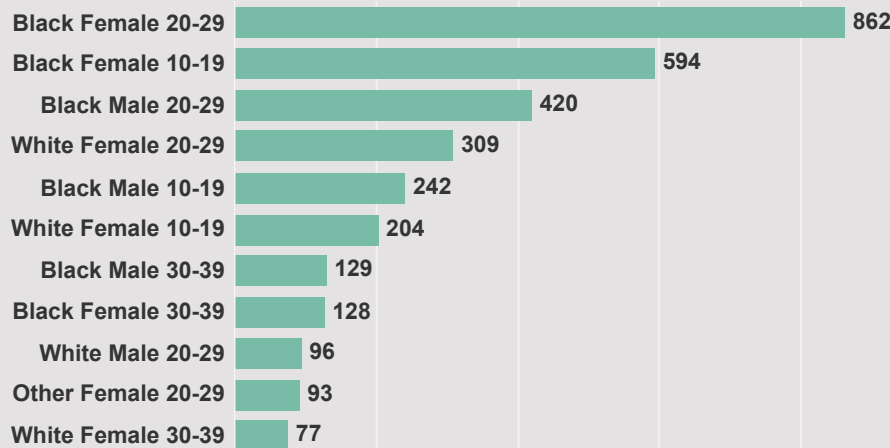
By sex at birth, females comprised 68% of diagnoses.

The age group with the most diagnoses was 20-29 year-olds (52%).



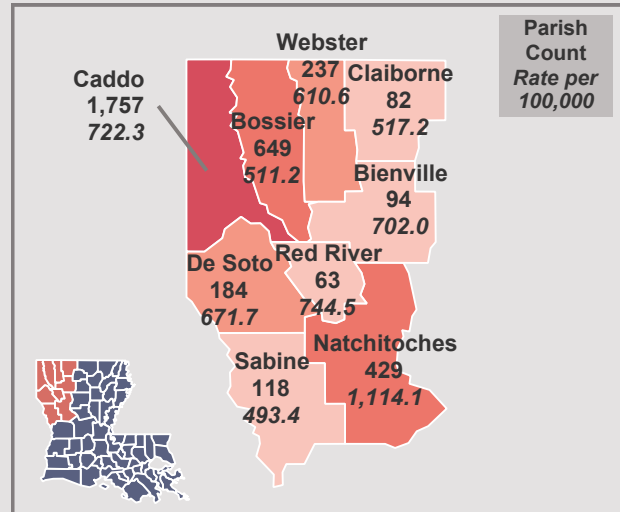
### Affected subpopulations

People of color and young females are more impacted by chlamydia than other groups. In Region 7, 40% of chlamydia diagnoses were among Black females 10-29 years-old.



### Geographic distribution

In 2021, the parish with the most chlamydia diagnoses in Region 7 was Caddo Parish (49%).



### Chlamydia Screening and Treatment Guidelines

#### Screening Recommendations:

All sexually active women and pregnant women, under 25 years of age, and sexually active women and pregnant women, 25 years of age and older, if at increased risk.

At least annually for sexually active gay and bisexual men (GBM).

#### Treatment:

Adults and adolescents:

Recommended: Doxycycline 100 mg orally 2x/day for 7 days

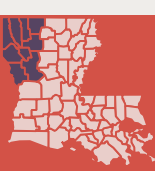
Alternatives: Azithromycin 1 gm orally in a single dose OR Levofloxacin 500 mg orally 1x/day for 7 days

Pregnancy:

Recommended: Azithromycin 1 gm orally in a single dose

Alternatives: Amoxicillin 500 mg orally 3x/day for 7 days





# Acute Hepatitis B Annual Summary - 2021

## Region 7 - Shreveport

### Acute HBV Diagnoses

0

-----  
Louisiana Diagnoses: 36

### Acute HBV Diagnosis Rate

0.0

per 100,000 population

-----  
Louisiana Rate: 0.8 per 100,000

A safe and effective vaccine is available to prevent hepatitis B.

*Due to low counts, regional profiles of acute hepatitis B do not contain demographic and geographic breakdowns.*

## What is hepatitis B?

Hepatitis B is a vaccine-preventable liver infection caused by the hepatitis B virus (HBV). New infections cause a short term illness, referred to as an acute infection. Some people are able to clear HBV on their own and will no longer have HBV in their body, while others will progress to a long-term chronic illness.

## How is hepatitis B spread and prevented?

HBV is most commonly spread through injection drug use and sexual contact. HBV can also be spread during childbirth if appropriate prophylaxis isn't administered. A safe and effective vaccine is available to prevent hepatitis B. Anyone at risk should get vaccinated.

## Who is at risk for hepatitis B?

People at greater risk include infants born to mothers with hepatitis B, people who inject drugs or share needles, syringes, and other types of drug equipment, sex partners of people with hepatitis B, gay, bisexual and other men who have sex with men, people who live with someone who has hepatitis B, healthcare and public safety workers exposed to blood on the job, and people on dialysis.

## How common is hepatitis B?

CDC estimates that around 12,600 people acquire acute HBV each year in the United States. People with acute hepatitis B may not experience symptoms or may experience very mild symptoms. Consequently, not everyone with acute hepatitis B may seek medical care. Research estimates only 1 out of 7 people with acute hepatitis B are identified and reported to public health. It is likely that the burden of disease from acute hepatitis B is much greater than reported, and the number of cases that are reported to and confirmed by public health are only a small proportion of the true burden of disease.

Visit [louisianahealthhub.org](https://louisianahealthhub.org) for more information.

**Interpreting the Data:** It is recommended that 2021 data be interpreted with caution due to the impacts of the COVID-19 pandemic.



# Chronic Hepatitis B Annual Summary - 2021

## Region 7 - Shreveport

### Chronic HBV Diagnoses

**139**

Louisiana Diagnoses: 1,161

### Chronic HBV Diagnosis Rate

**26.3**

per 100,000 population

Louisiana Rate: 25.0 per 100,000

ranked **4th** in number of

diagnoses and **3rd** in diagnoses per 100,000 population among Louisiana's nine public health regions

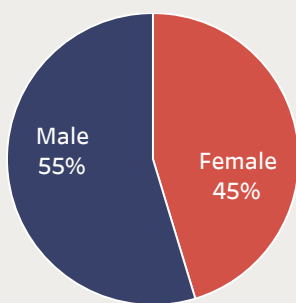
## Of the 139 new chronic HBV diagnoses in 2021:

55% of diagnoses were male.

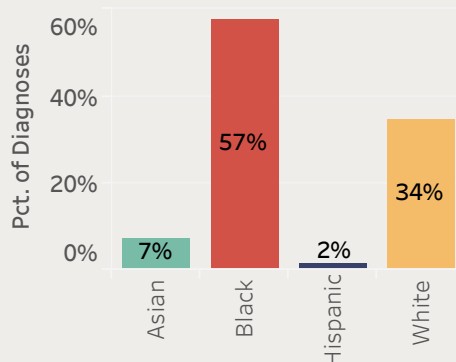
57% of diagnoses were among Black people and 34% of diagnoses were among White people.

The group with the greatest proportion of new diagnoses was 60-69 year olds.

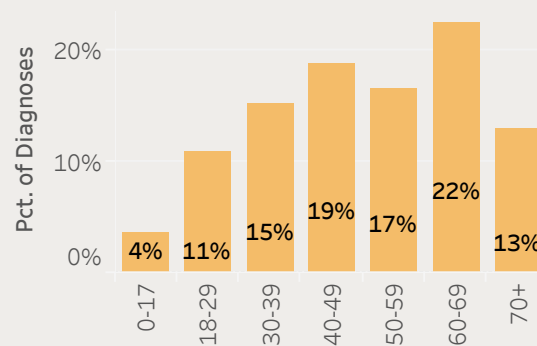
### Birth Sex



### Race/Ethnicity

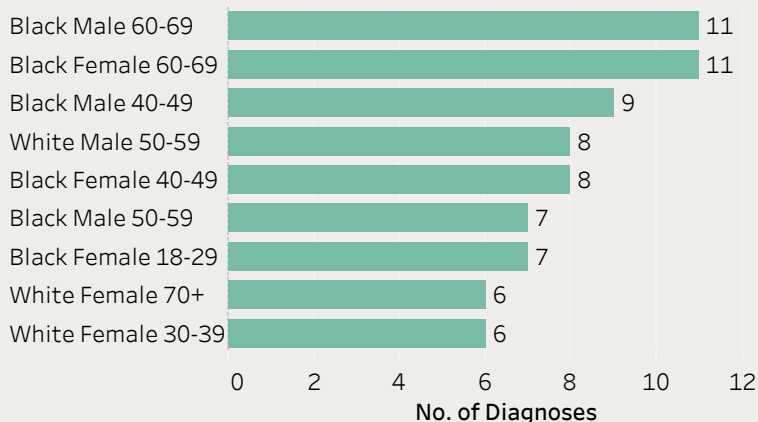


### Age at Diagnosis



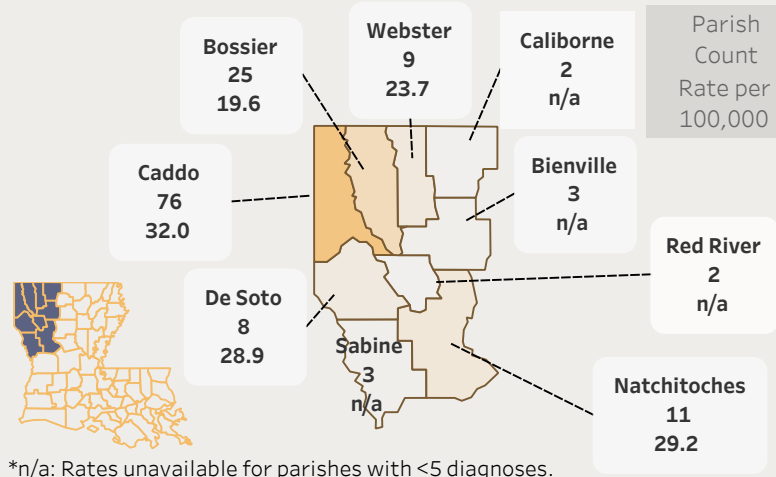
## Affected Subpopulations

Black people 60-69 years old had the highest number of chronic HBV diagnoses.



## Geographic distribution

Caddo Parish had both the highest number of HBV diagnoses and the highest rate per 100,000 population.



## Prevention and Treatment

A safe and effective vaccine is available to prevent hepatitis B. The most common ways that hepatitis B is spread is by injection drug use and sexual contact. HBV can also be spread during childbirth if appropriate prophylaxis isn't given. Some people may clear HBV on their own, while others will progress to a long-term chronic illness. For those who progress to a chronic illness, treatment is available to prevent liver damage, but it is not curative.

**Interpreting the Data:** It is recommended that 2021 data be interpreted with caution due to the impacts of the COVID-19 pandemic.



# Acute Hepatitis C Annual Summary - 2021

Region 7 - Shreveport

Acute HCV Diagnoses

**12**

-----  
Louisiana Diagnoses: 302

Acute HCV Diagnosis Rate

**2.3**

per 100,000 population

-----  
Louisiana Rate: 6.5 per 100,000

Ranked **6th** in number of diagnoses and **8th** in diagnoses per 100,000 people among Louisiana's nine public health regions

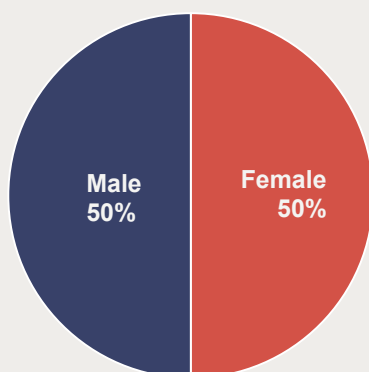
## Of the 12 acute HCV diagnoses in 2021:

Diagnoses were evenly split between males and females.

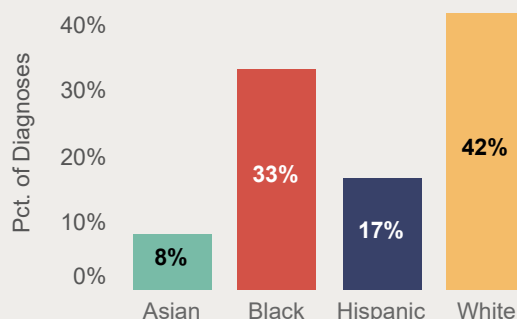
42% of diagnoses were among White people and 33% were among Black people.

New diagnoses were fairly evenly spread across age groups.

Birth Sex

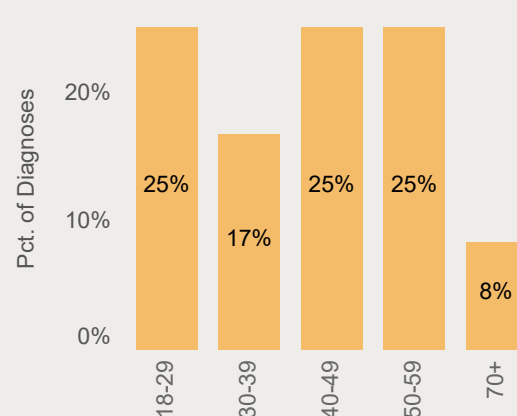


Race/Ethnicity



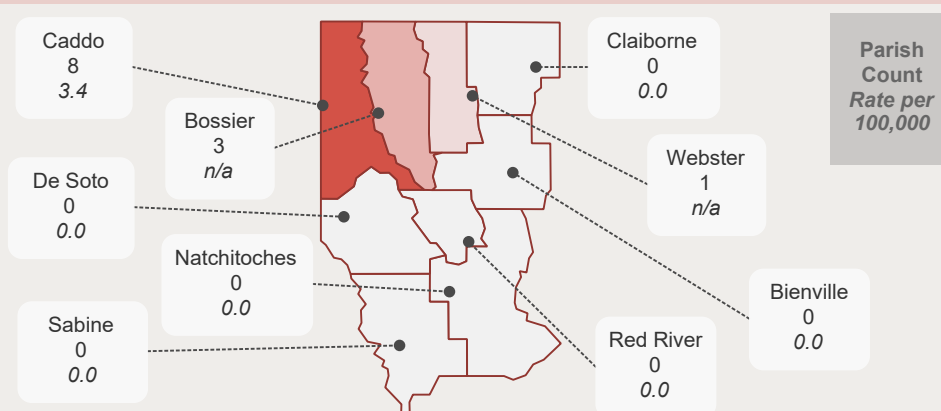
Note: Asian and people of Hispanic origin had the lowest percentage of diagnoses, but they had disproportionately high rates of diagnoses per 100,000 population.

Age at Diagnosis



## Geographic Distribution

Caddo Parish had the highest number of new diagnoses.



\*n/a: Rates unavailable for parishes with < 5 diagnoses.

## Hepatitis C: A Disease We Can Cure

The Louisiana Department of Health is committed to creating a "Hep C Free Louisiana" where hepatitis C is no longer a threat to public health, the quality of life for our citizens is improved, and health inequities related to hepatitis C are eliminated. Getting tested is the first step in eliminating HCV. CDC recommends universal testing of **ALL** adults for hepatitis C at least once in their lifetime. Visit [louisianahealthhub.org](https://louisianahealthhub.org) to find out where to get tested & treated.



# Chronic Hepatitis C Annual Summary - 2021

Region 7 - Shreveport

## Chronic HCV Diagnoses

431

Louisiana Diagnoses: 4,732

## Chronic HCV Diagnosis Rate

81.5  
per 100,000 population

Louisiana Rate: 101.9 per 100,000

Ranked **5th** in number of diagnoses  
and **6th** in diagnoses per 100,000  
population among Louisiana's nine  
public health regions

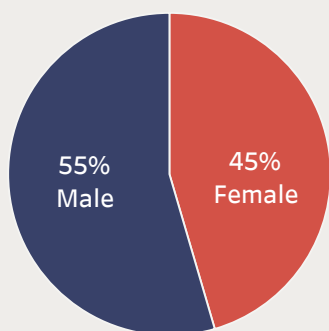
## Of the 431 new chronic HCV diagnoses in 2021:

Males comprised 55% of diagnoses.

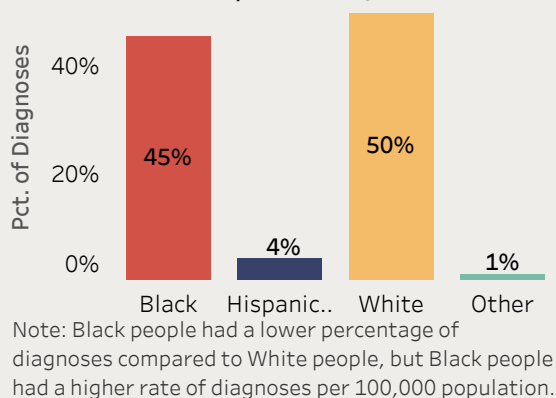
50% of diagnoses were among White people, and  
45% of diagnoses were among Black people.

People 60-69 years old had the highest  
proportion of diagnoses.

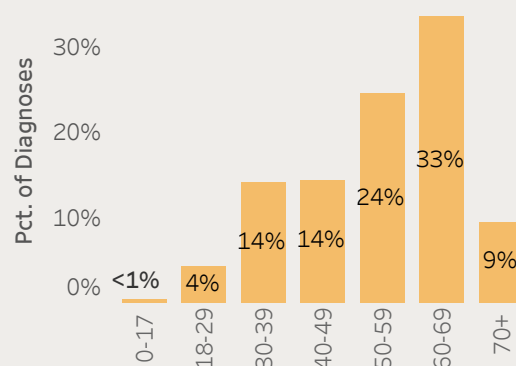
### Birth Sex



### Race/Ethnicity

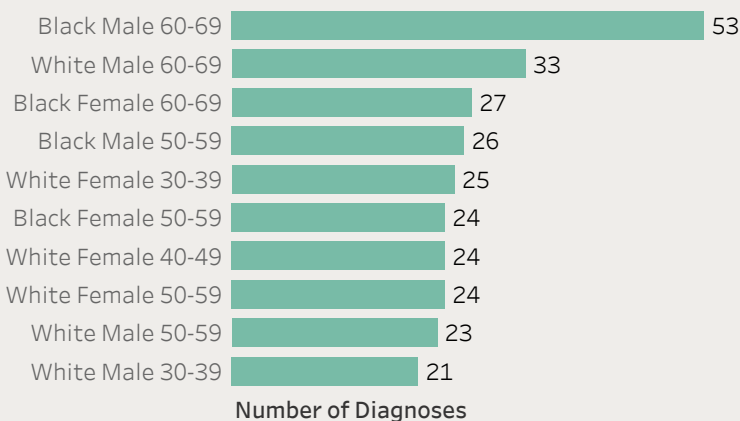


### Age at Diagnosis



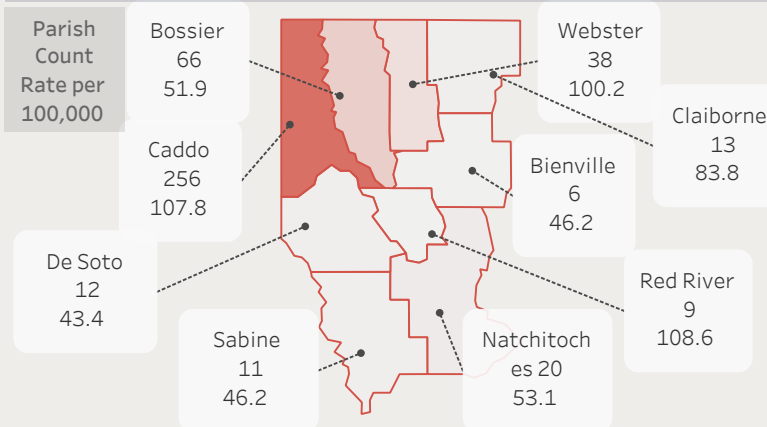
## Affected Subpopulations

Black males 60 to 69 years old had the highest number of new diagnoses.



## Geographic Distribution

Caddo Parish had the highest number of diagnoses, while Red River Parish had the highest rate per 100,000 population.



## Hepatitis C Testing and Treatment:

Confirmatory Test Performed

71%

had complete diagnostic testing performed

Cured/ Cleared

39%

with confirmed HCV are now negative and have cleared the virus

HCV antibody testing with reflex to HCV RNA should be utilized to ensure complete diagnostic testing. Doing so, reduces the number of required healthcare visits and streamlines treatment.

A safe and effective treatment is available to cure hepatitis C. Treatment for hepatitis C is available at no cost for everyone enrolled in Medicaid and people who are incarcerated in Louisiana. Visit [louisianahealthhub.org](https://louisianahealthhub.org) to find out more.

**Interpreting the Data:** It is recommended that 2021 data be interpreted with caution due to the impacts of the COVID-19 pandemic.

## References

1. U.S. Census Bureau, 2020 Population Estimates.
2. Adolescents and STDs. Centers for Disease Control and Prevention.  
<https://www.cdc.gov/std/life-stages-populations/stdfact-teens.htm>. Published April 12, 2022. Accessed 2022.
3. Louisiana Department of Health. Louisiana State Health Assessment. MySidewalk.  
<https://dashboards.mysidewalk.com/louisiana-state-health-assessment/demographics>. Published 2021. Accessed July 2022.
4. America's Health Rankings analysis of U.S. Census Bureau, American Community Survey, United Health Foundation, AmericasHealthRankings.org, accessed 2022.
5. Current cigarette smoking among adults in the United States. Centers for Disease Control and Prevention.  
[https://www.cdc.gov/tobacco/data\\_statistics/fact\\_sheets/adult\\_data/cig\\_smoking/index.htm](https://www.cdc.gov/tobacco/data_statistics/fact_sheets/adult_data/cig_smoking/index.htm). Published March 17, 2022. Accessed July 2022.
6. Mental Health in Louisiana. National Alliance on Mental Illness.  
<https://www.nami.org/NAMI/media/NAMI-Media/StateFactSheets/LouisianaStateFactSheet.pdf>. Published 2021. Accessed July 2022.
7. Louisiana 2017-2019 Maternal and Child Health Profile. Louisiana Department of Health. *Bureau of Family Health*. <https://ldh.la.gov/page/4170>. Published April 2021. Accessed July 2022.
8. Prison Policy Initiative (2021). *Louisiana Profile*. Prison Policy Initiative | Prison Policy Initiative. Retrieved June 23, 2022, from <https://www.prisonpolicy.org/profiles/LA.html>.
9. Demographic dashboard. Louisiana Department of Public Safety & Corrections.  
<https://doc.louisiana.gov/demographic-dashboard/>. Published May 19, 2022. Accessed July 23, 2022.
10. Louisiana Health Insurance Survey. Louisiana Department of Public Health & LSU E.J. Ourso College of Business  
<https://ldh.la.gov/assets/medicaid/LHIS/2022LHIS/LouisianaHealthInsuranceSurvey2021-4.18.2022.pdf>. Published 2021. Accessed July 2022.
11. Health insurance coverage of the total population. Kaiser Family Foundation.  
<https://www.kff.org/state-category/health-coverage-uninsured>. Published November 15, 2021. Accessed July 2022.