

STI/HIV/Hepatitis B & C Update 2021

Hammond/
Slidell
Region 9



STD/HIV/Hepatitis Program Regional Profile, 2021 Update

Data Inclusion: Each profile contains new diagnoses of HIV, primary & secondary syphilis, chlamydia, gonorrhea, congenital syphilis, acute hepatitis B, chronic hepatitis B, acute hepatitis C, and chronic hepatitis C in Louisiana, 2021. Profiles are available for the state of Louisiana and all nine Public Health Regions. Data are reported as counts, proportions, and rates as defined below.

Data Sources: All data were collected and managed by the Louisiana Department of Health (LDH), Office of Public Health (OPH), STD/HIV/Hepatitis Program (SHHP) and closed in July 2022 for use in these profiles. At the time of this report, 2020 Census data were used to calculate rates.

STD/HIV/Hepatitis Program (SHHP) Mission and Vision:

SHHP MISSION

Our mission is to end the impacts of HIV, STI, and hepatitis by eliminating related health inequities and stigma for all communities in Louisiana.

SHHP VISION

Louisiana is a place where new HIV, STI and hepatitis diagnoses are rare, all people have high-quality health care and treatment, are free from discrimination, and can achieve their full potential for health and well-being across their lifespan.

Data Definitions:

Counts: Counts, also called frequencies, are the total number of events that occur in a defined period of time. The total number of diagnoses of gonorrhea reported in Louisiana during 2021 would be an example of a count or frequency, e.g. in 2021, 16,390 diagnoses of gonorrhea were reported in Louisiana.

Proportions: For many indicators, the proportion or percent of demographic groups is presented. This is calculated using the count of a subpopulation divided by the total case count. The proportion of gonorrhea diagnoses among males in 2021 is calculated by taking the count of gonorrhea diagnoses among males and dividing by the total count of gonorrhea diagnoses, and multiplying by 100. e.g. in 2021, 52% of gonorrhea diagnoses in Louisiana were among males.

Rates: Rates are the number of events that occur in a defined period of time, divided by the average population at risk of that event. In order to estimate the rate of gonorrhea in Louisiana during 2021, divide the count of gonorrhea diagnoses in 2021 by Louisiana's population (16,390 gonorrhea diagnoses divided by Louisiana's population of 4,664,616 = 0.003514). To make this value more interpretable, it is then multiplied by 100,000. The final rate is reported as 351.4 per 100,000 population. In other words, for every 100,000 people living in Louisiana, 351 were newly diagnosed with gonorrhea in 2021.

Data Disclaimers: Data for 2021 should be interpreted with caution due to the impact of the COVID-19 pandemic on access to testing, treatment and care services across the state. In addition, data are subject to change. The data within these profiles represents 2021 data as of frozen data files from July 2022.

For more information, visit the Louisiana Health Hub website at <https://louisianahealthhub.org/>.

Region 9: Hammond/Slidell

Population Overview

Region 9 has a population of 589,276 and is made up of five parishes (Livingston, St. Helena, St. Tammany, Tangipahoa, Washington).¹ The population of the parishes that comprise Region 9 ranges from a low of 10,227 in St. Helena to a high of 258,447 in St. Tammany. According to the 2020 census, 92.2% of the population lives in an urban parish.¹

Demographics

According to the 2020 census, the racial and ethnic composition of Region 9 is 75.2% non-Hispanic White, 16.7% non-Hispanic Black, and 1.0% non-Hispanic Asian. Persons of Hispanic or Latinx origin make up an additional 4.7% of the population.¹

Age and Sex

According to 2020 census data, 51.3% of the Region 9 population is female and 48.7% of the population is male.¹ Among Region 9 residents, 24.3% are under 18 years-old and 15.7% are 65 or older. Youth, 15-24 years-old, make up 12.5% of the population.¹

Education and Socioeconomic Status

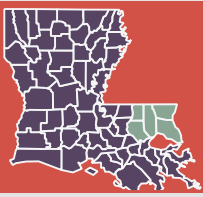
Among Region 9 residents over 25 years-old, 86.8% have attained a high school degree or higher, and 26.0% have a bachelor's degree or higher.³ The median household income is \$67,333 as compared to the state median income of \$50,800. In Region 9, 14.3% of residents living below the poverty level compared with 18.6% statewide.

Health Indicator

In Region 9, 37.7% of adults are obese and 13.0% adults have diabetes.³ In regard to mental health, an estimated 25.0% of adults have ever been told by a health care professional they had depression or a depressive disorder.³ The Region 9 teen birth rate, 23.2 births per 1,000 females 15-19 years-old.⁷ The teen birth rate among non-Hispanic Black females is more than double the teen birth rate among non-Hispanic White females, 38.8 births per 1,000 females 15-19 years-old and 18.6 births per 1,000 females 15-19 years-old.⁷ Prenatal care was accessed during the 1st trimester in 72.5% of births.⁷ Non-Hispanic White women were more likely to enter prenatal care during the 1st trimester than non-Hispanic Black women (76.1% and 66.8%, respectively).⁷ The infant mortality rate is 7.1 deaths per 1,000 live births. The infant mortality rate for non-Hispanic White infants is 5.8 deaths per 1,000 live births and for non-Hispanic Black infants, 9.9 deaths per 1,000 live births.⁷

Insurance Coverage

In 2021, the composition of insurance coverage among adults in Region 9 was 51.3% employer-sponsored, 30.2% Medicaid, and 9.7% Medicare. It is estimated that 9.3% of adults and 1.9% percent of children were uninsured.¹⁰



HIV Annual Summary - 2021

Region 9 - Hammond/Slidell

New HIV Diagnoses
57

Louisiana Diagnoses: 901

HIV Diagnosis Rate
9.7
per 100,000 population

Louisiana Rate: 19.3 per 100,000

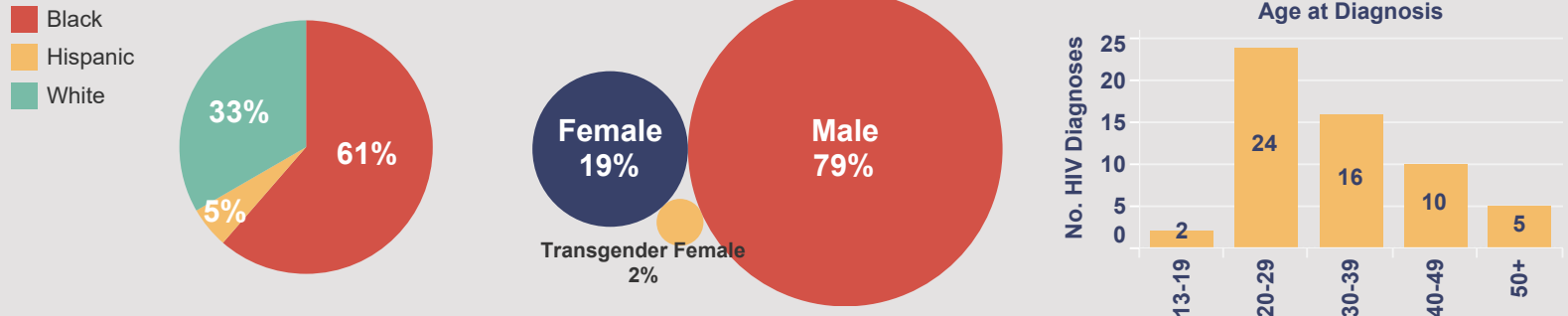
HIV Diagnosis Rate
Regional Ranking
9th
among Louisiana's nine public
health regions

Of the 57 new HIV diagnoses in 2021:

The majority of diagnoses (61%) were among Black people.

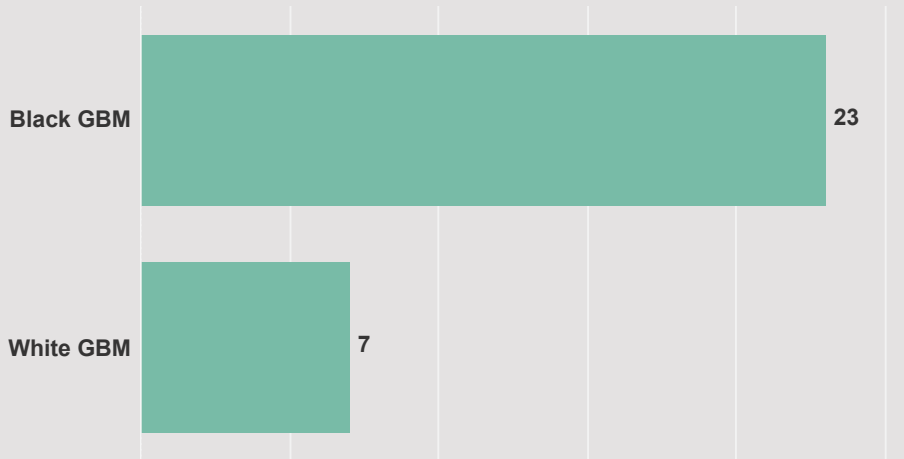
Males comprised 79% of diagnoses.

Almost half of new diagnoses (46%) were among people under 30 years-old.



Affected subpopulations

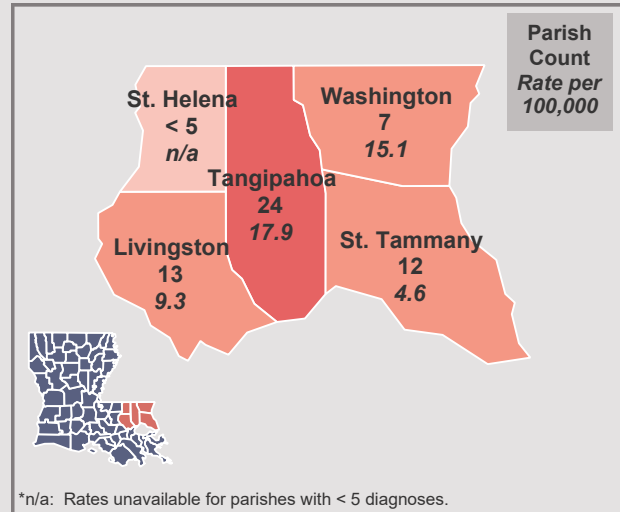
People of color and gay & bisexual men (GBM) are more impacted by HIV than other groups. In Region 9, 40% of diagnoses in 2021 were among Black GBM.



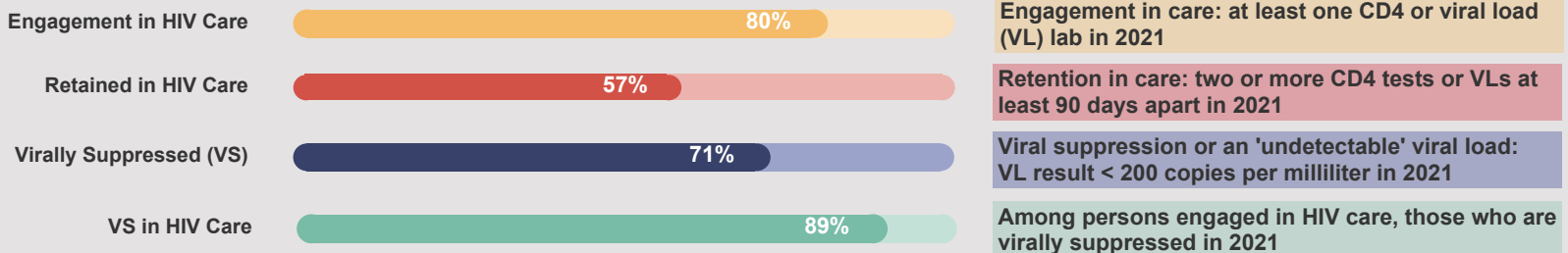
GBM = Gay & bisexual men; HRH = High risk heterosexual; PWID = People who inject drugs

Geographic distribution

In 2021, the parish with the most new HIV diagnoses in Region 9 was Tangipahoa Parish (42%).



HIV Care among People Living with HIV in Region 9 in 2021:



Interpreting the Data: It is recommended that 2021 data be interpreted with caution due to the impacts of the COVID-19 pandemic.



Primary and Secondary (P&S) Syphilis

Annual Summary - 2021
Region 9 - Hammond/Slidell

New P&S Syphilis
Diagnoses
76

Louisiana Diagnoses: 995

Syphilis Diagnosis Rate
12.9
per 100,000 population

Louisiana Rate: 21.3 per 100,000

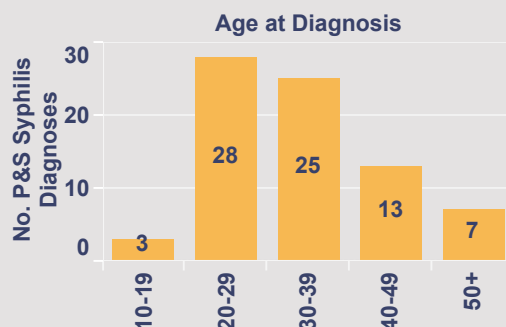
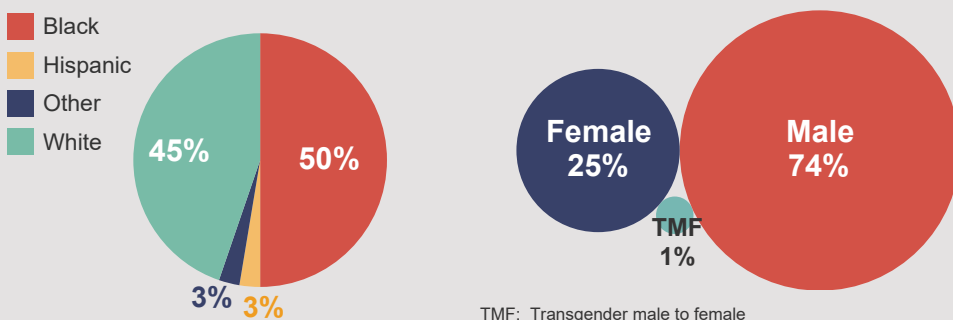
Syphilis Diagnosis Rate
Regional Ranking
7th
among Louisiana's nine public
health regions

Of the 76 P&S syphilis diagnoses in 2021:

Half (50%) of the diagnoses were among
Black people.

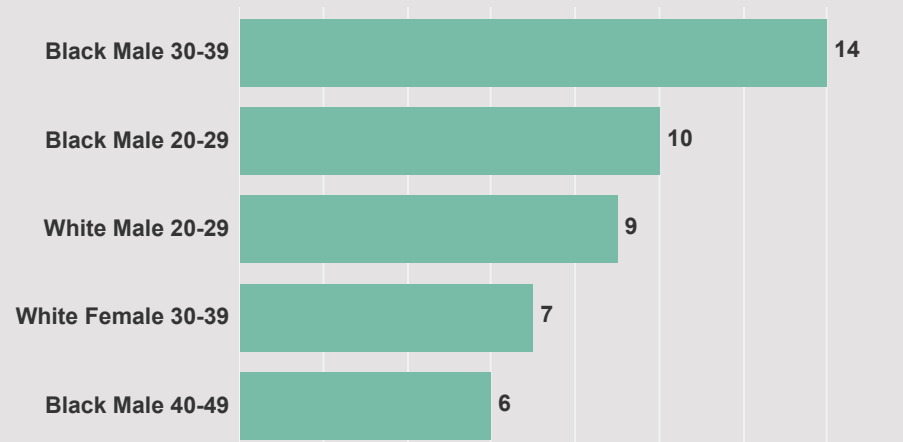
Males comprised 74% of diagnoses.

The age group with the most diagnoses
was 20-29 year-olds (37%).



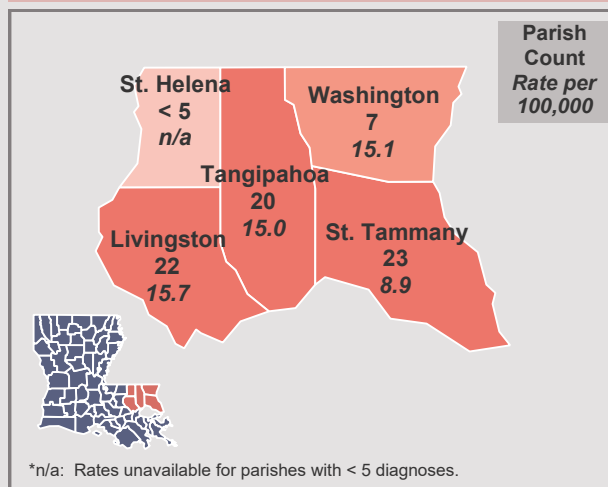
Affected subpopulations

People of color and males are more impacted by P&S syphilis than other groups. In 2021, Black males 20-39 years-old comprised 32% of P&S syphilis diagnoses in Region 9.

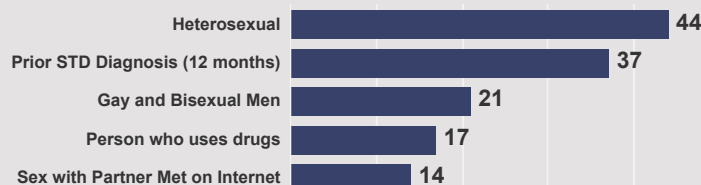


Geographic distribution

In 2021, the parish with the highest number of P&S syphilis diagnoses in Region 9 was St. Tammany Parish (30%).



Behavioral Factors



Syphilis Treatment Guidelines

STAGE OF SYPHILIS	REGIMEN	DOSE/ROUTE
Primary, Secondary, or Early Non-Primary Non-Secondary (<12 months)	Benzathine Penicillin G*	2.4 million units IM in a single dose
Late or Unknown Duration Syphilis (>12 months)	Benzathine Penicillin G*	7.2 million units IM administered as 3 doses of 2.4 million units IM each, at 1-week intervals

*Benzathine Penicillin G is the only CDC approved treatment for pregnant women

Interpreting the Data: It is recommended that 2021 data be interpreted with caution due to the impacts of the COVID-19 pandemic.



Congenital Syphilis (CS)

Annual Summary - 2021
Region 9 - Hammond/Slidell

Pregnant Mothers
Diagnosed with Syphilis
24

Congenital Syphilis Cases

8

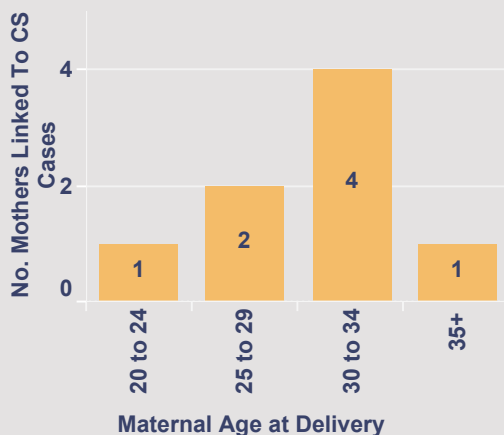
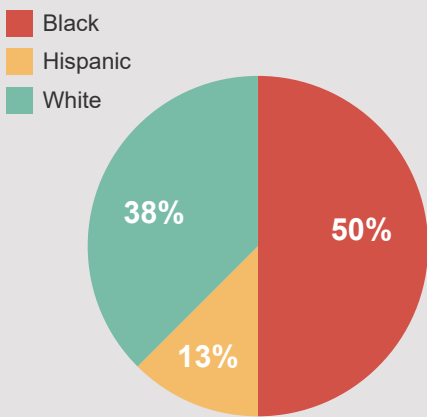
Case count reflects the total number of individual infants

Infant Deaths Linked to
Congenital Syphilis
0

Of the 8 pregnant mothers linked to a 2021 CS case:

Half (50%) were Black women.

50% of mothers were between 30 to 34 years of age at delivery.



1 in 948
live births were born with
CS in 2021

2021 Regional Ranking
7th
Highest case count among
Louisiana's nine public health
regions

Among pregnant mothers linked to a 2021 CS case:

Timely PNC

75%

Those who received prenatal care (PNC) at least 60 days before delivery

Timely PNC with
Timely Initial Test

83%

Those who received timely PNC and were initially tested for syphilis at least 45 days before delivery

Timely PNC with
Recommended Testing

80%

Those who received timely PNC, a timely initial test, and were re-tested for syphilis at least 45 days before delivery

Syphilis Guidelines for Pregnant Mothers

A case of congenital syphilis occurs when a mother living with inadequately treated syphilis passes the infection on to her infant in utero or during delivery.

Congenital syphilis is completely preventable through early detection of maternal syphilis and treatment that begins at least 30 days before delivery. Current treatment guidelines are as follows:

Primary, Secondary, or Early Non-Primary Non-Secondary Syphilis
2.4 M units benzathine penicillin (1 dose)

Unknown/Late Latent Syphilis
7.2 M units benzathine penicillin (3 doses, 7 days apart)

Louisiana Testing Law

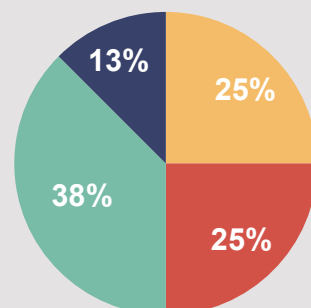
Act 459 was passed in Louisiana in 2014. This requires "opt-out" syphilis and HIV testing for all women at the first prenatal visit, the 1st prenatal visit in the 3rd trimester, and at delivery (if testing/status is not noted in medical charts).

Maternal Stage of Syphilis

Over one third (38%) of mothers were diagnosed with unknown/late latent syphilis.

Surveillance Stage

- Primary
- Early non-primary non-secondary
- Unknown/late latent
- Other





Gonorrhea Annual Summary - 2021

Region 9 - Hammond/Slidell

New Gonorrhea Diagnoses

1,565

Louisiana Diagnoses: 16,390

Gonorrhea Diagnosis Rate

265.6

per 100,000 population

Louisiana Rate: 351.4 per 100,000

Gonorrhea Diagnosis Rate Regional Ranking

8th

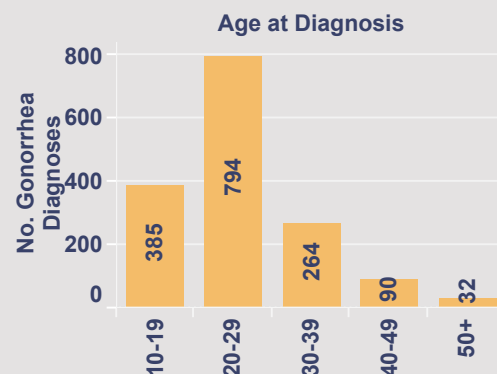
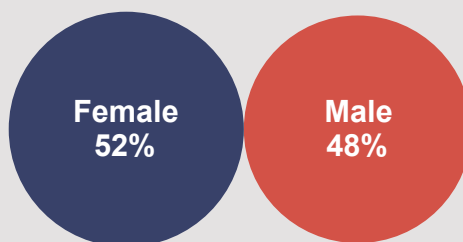
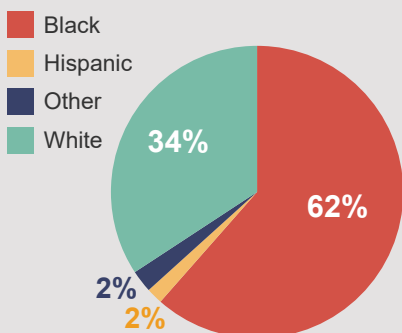
among Louisiana's nine public health regions

Of the 1,565 gonorrhea diagnoses in 2021:

The majority (62%) of diagnoses were among Black people.

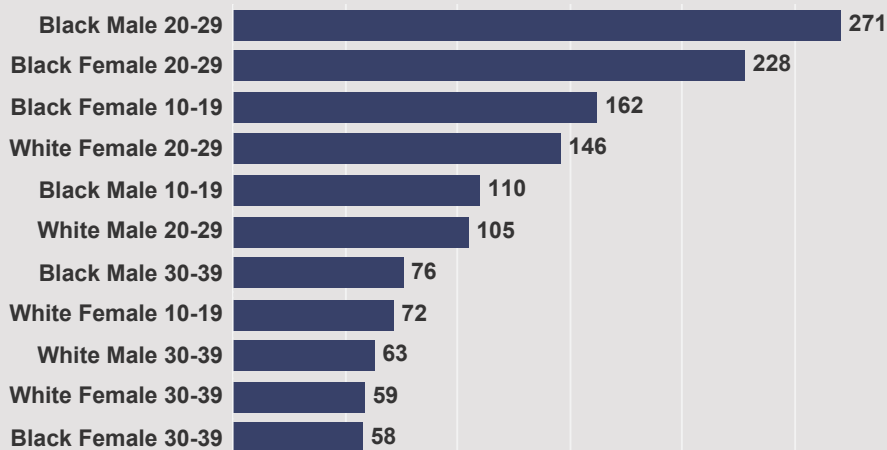
By sex at birth, females comprised of 52% of diagnoses.

Over half (51%) of diagnoses were among people 20-29 years-old.



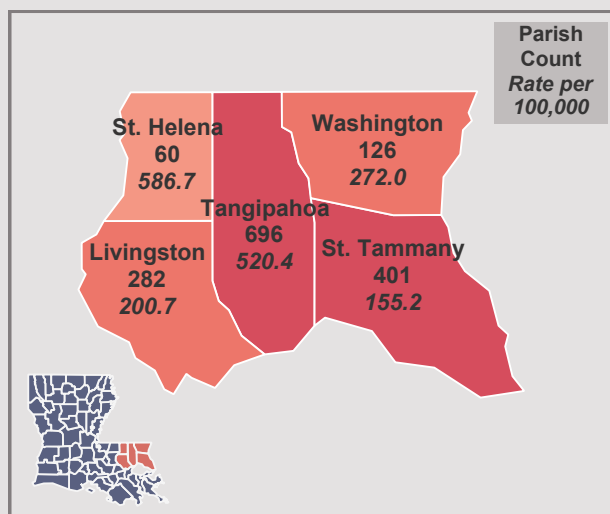
Affected subpopulations

Young people of color are more impacted by gonorrhea than other groups. In Region 9, young Black people 20-29 years-old comprised 32% of gonorrhea diagnoses in 2021.



Geographic distribution

In 2021, the parish with the most gonorrhea diagnoses in Region 9 was Tangipahoa Parish (44%).



Gonorrhea Screening and Treatment Guidelines

Screening Recommendations:

All sexually active women and pregnant women, under 25 years of age, and sexually active women and pregnant women, 25 years of age and older, if at increased risk.

At least annually for sexually active gay and bisexual men (GBM).

Treatment:

Most cases can be treated with a single 500mg injection of ceftriaxone.

- Help minimize the threat of drug-resistant gonorrhea
- Test-of-cure for throat infections only
- Retest patients 3 months after treatment
- Treat partners



Chlamydia Annual Summary - 2021

Region 9 - Hammond/Slidell

New Chlamydia Diagnoses

3,456

Louisiana Diagnoses: 33,759

Chlamydia Diagnosis Rate

586.5

per 100,000 population

Louisiana Rate: 723.7 per 100,000

Chlamydia Diagnosis Rate Regional Ranking

8th

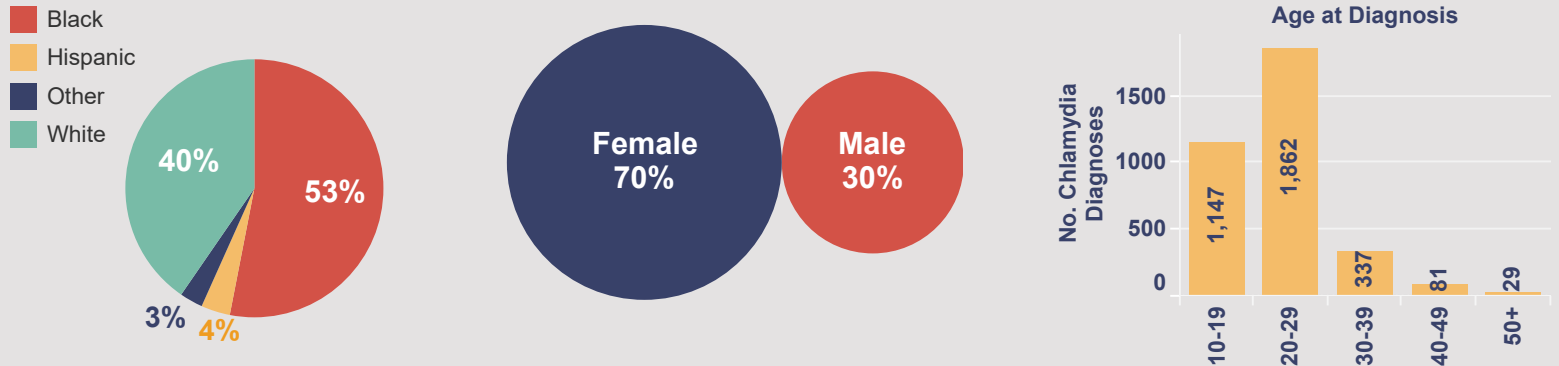
among Louisiana's nine public health regions

Of the 3,456 chlamydia diagnoses in 2021:

The majority (53%) of diagnoses were among Black people.

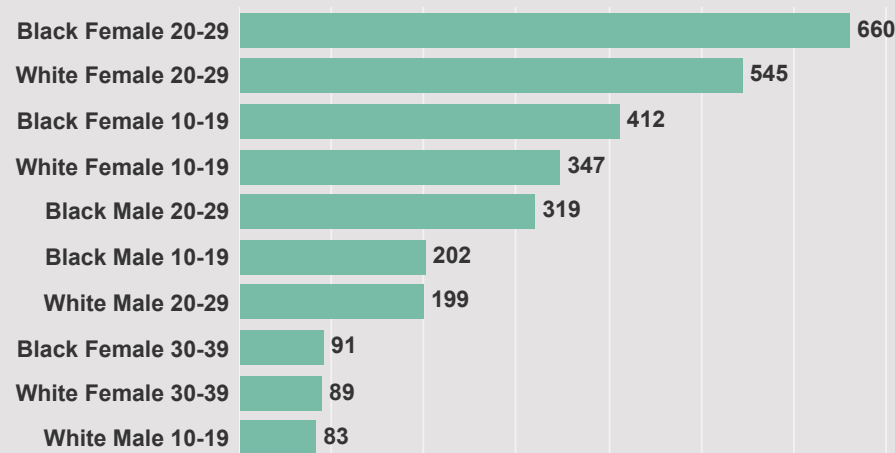
By sex at birth, females comprised 70% of diagnoses.

The age group with the most diagnoses was 20-29 year-olds (54%).



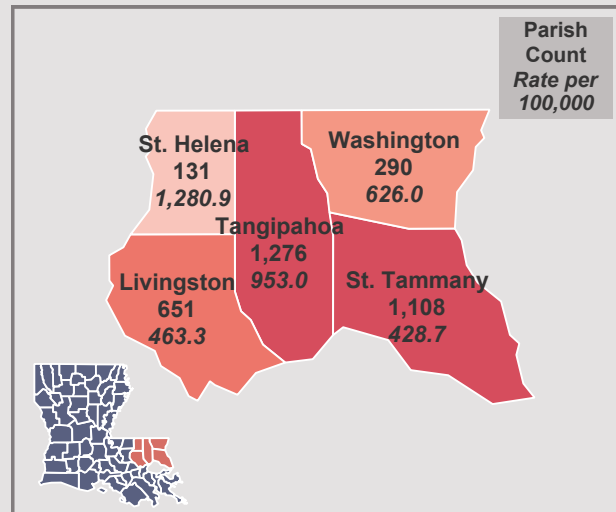
Affected subpopulations

Young females are more impacted by chlamydia than other groups. In Region 9, 57% of chlamydia diagnoses were among Black and White females 10-29 years-old.



Geographic distribution

In 2021, the parish with the most chlamydia diagnoses in Region 9 was Tangipahoa Parish (37%).



Chlamydia Screening and Treatment Guidelines

Screening Recommendations:

All sexually active women and pregnant women, under 25 years of age, and sexually active women and pregnant women, 25 years of age and older, if at increased risk.

At least annually for sexually active gay and bisexual men (GBM).

Treatment:

Adults and adolescents:

Recommended: Doxycycline 100 mg orally 2x/day for 7 days

Alternatives: Azithromycin 1 gm orally in a single dose OR Levofloxacin 500 mg orally 1x/day for 7 days

Pregnancy:

Recommended: Azithromycin 1 gm orally in a single dose

Alternatives: Amoxicillin 500 mg orally 3x/day for 7 days



Acute Hepatitis B Annual Summary - 2021

Region 9 - Hammond/Slidell

Acute HBV Diagnoses

7

Louisiana Diagnoses: 36

Acute HBV Diagnosis Rate

1.2

per 100,000 population

Louisiana Rate: 0.8 per 100,000

A safe and effective vaccine is available to prevent hepatitis B.

Due to low counts, regional profiles of acute hepatitis B do not contain demographic and geographic breakdowns.

What is hepatitis B?

Hepatitis B is a vaccine-preventable liver infection caused by the hepatitis B virus (HBV). New infections cause a short term illness, referred to as an acute infection. Some people are able to clear HBV on their own and will no longer have HBV in their body, while others will progress to a long-term chronic illness.

How is hepatitis B spread and prevented?

HBV is most commonly spread through injection drug use and sexual contact. HBV can also be spread during childbirth if appropriate prophylaxis isn't administered. A safe and effective vaccine is available to prevent hepatitis B. Anyone at risk should get vaccinated.

Who is at risk for hepatitis B?

People at greater risk include infants born to mothers with hepatitis B, people who inject drugs or share needles, syringes, and other types of drug equipment, sex partners of people with hepatitis B, gay, bisexual and other men who have sex with men, people who live with someone who has hepatitis B, healthcare and public safety workers exposed to blood on the job, and people on dialysis.

How common is hepatitis B?

CDC estimates that around 12,600 people acquire acute HBV each year in the United States. People with acute hepatitis B may not experience symptoms or may experience very mild symptoms. Consequently, not everyone with acute hepatitis B may seek medical care. Research estimates only 1 out of 7 people with acute hepatitis B are identified and reported to public health. It is likely that the burden of disease from acute hepatitis B is much greater than reported, and the number of cases that are reported to and confirmed by public health are only a small proportion of the true burden of disease.

Visit louisianahealthhub.org for more information.



Chronic Hepatitis B Annual Summary - 2021

Region 9 - Hammond/Slidell

Chronic HBV Diagnoses

132

Louisiana Diagnoses: 1,161

Chronic HBV Diagnosis Rate

22.0

per 100,000 population

Louisiana Rate: 25.0 per 100,000

ranked **5th** in number of

diagnoses and **7th** in

diagnoses per 100,000
population among Louisiana's
nine public health regions

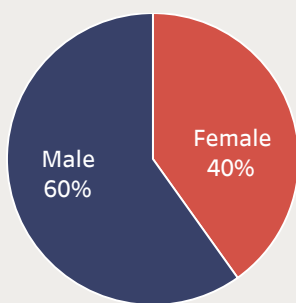
Of the 132 new chronic HBV diagnoses in 2021:

60% of diagnoses were male.

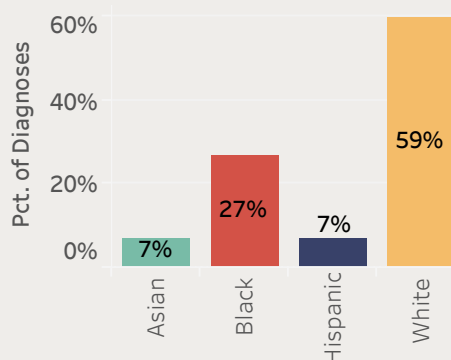
59% of diagnoses were among White people and
27% of diagnoses were among Black people.

The group with the highest proportion of
diagnoses was people 50-59 years old.

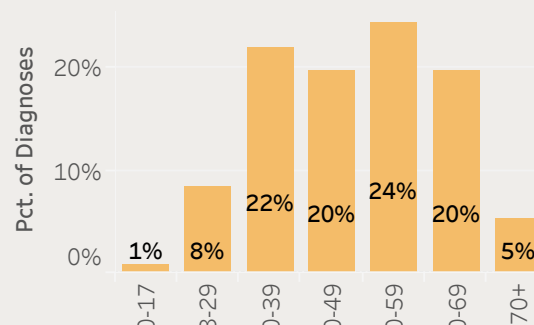
Birth Sex



Race/Ethnicity

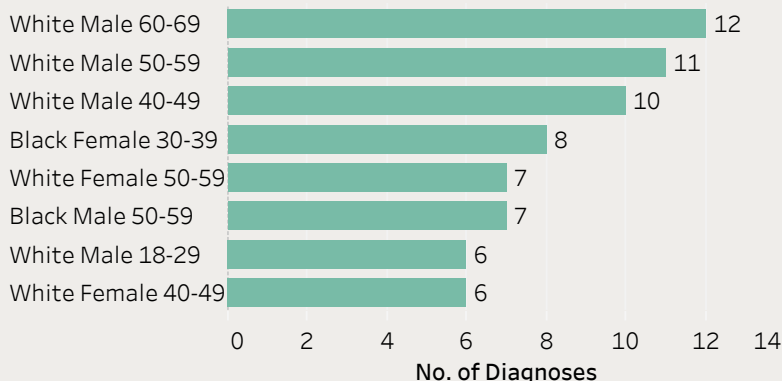


Age at Diagnosis



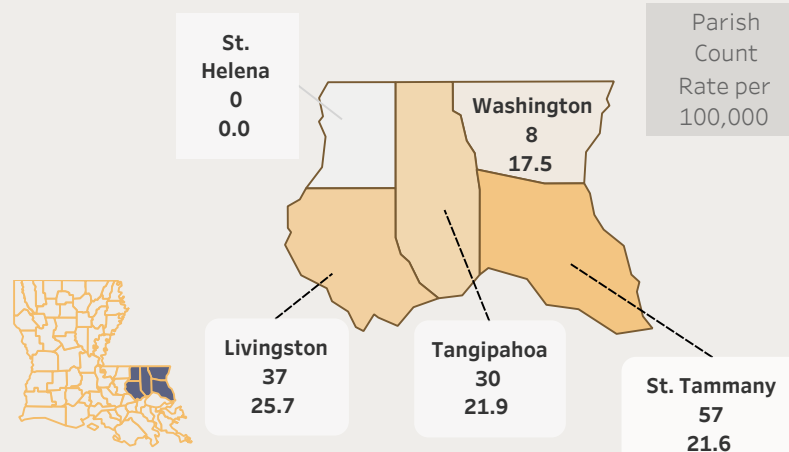
Affected Subpopulations

White males 40-69 years old had the highest number of chronic HBV diagnoses.



Geographic distribution

St. Tammany Parish had the highest number of chronic HBV diagnoses and Livingston Parish had the highest rate per 100,000 population.



*n/a: Rates unavailable for parishes with <5 diagnoses.

Prevention and Treatment

A safe and effective vaccine is available to prevent hepatitis B. The most common ways that hepatitis B is spread is by injection drug use and sexual contact. HBV can also be spread during childbirth if appropriate prophylaxis isn't given. Some people may clear HBV on their own, while others will progress to a long-term chronic illness. For those who progress to a chronic illness, treatment is available to prevent liver damage, but it is not curative.

Interpreting the Data: It is recommended that 2021 data be interpreted with caution due to the impacts of the COVID-19 pandemic.



Acute Hepatitis C Annual Summary - 2021

Region 9 - Hammond/Slidell

Acute HCV Diagnoses

49

Louisiana Diagnoses: 302

Acute HCV Diagnosis Rate

8.2

per 100,000 population

Louisiana Rate: 6.5 per 100,000

Ranked **3rd** in number of diagnoses and **3rd** in diagnoses per 100,000 people among Louisiana's nine public health regions

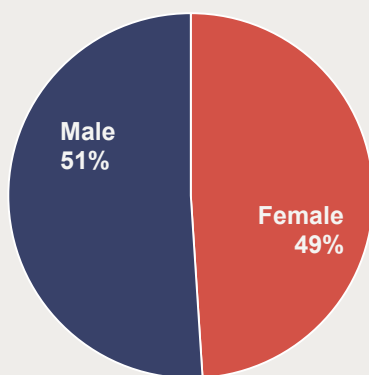
Of the 49 acute HCV diagnoses in 2021:

51% of diagnoses were male.

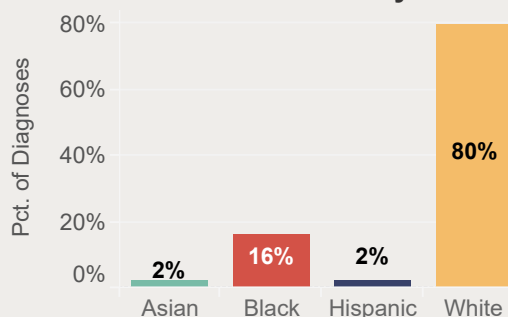
The majority of diagnoses were among White people.

The majority of diagnoses were among people 18-39 years old.

Birth Sex

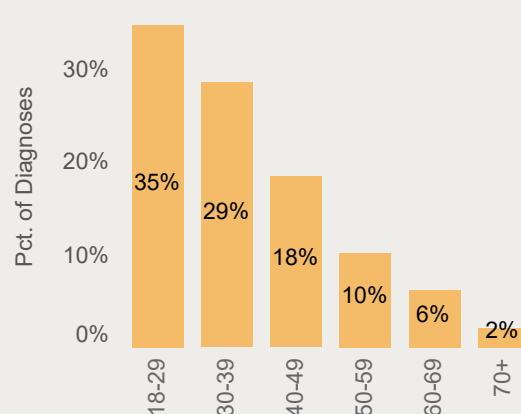


Race/Ethnicity



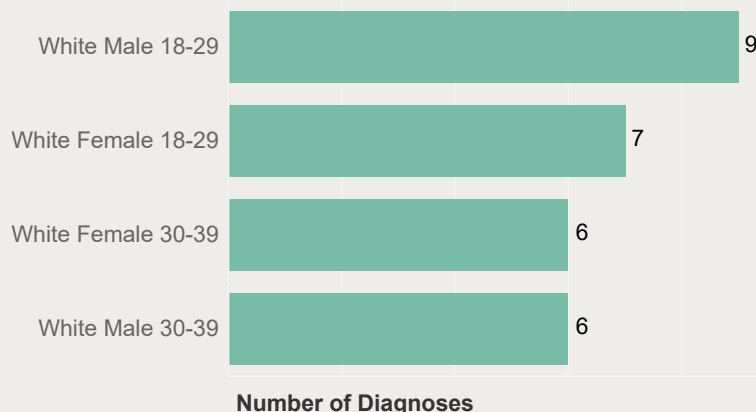
Note: Asian people had one of the lowest percentages of diagnoses, but they had a disproportionately high rate of diagnoses per 100,000 population.

Age at Diagnosis



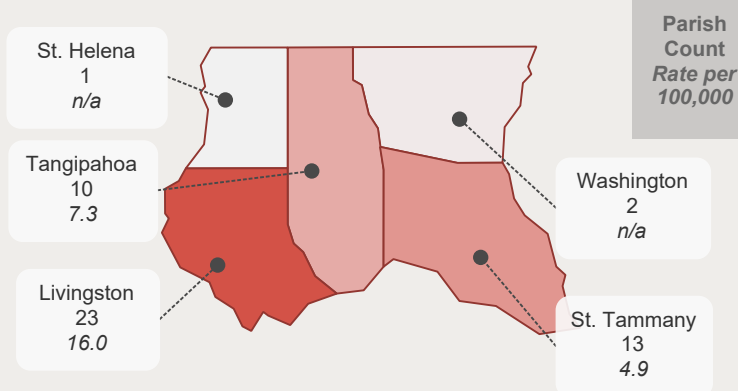
Affected Subpopulations

The largest number of acute HCV diagnoses were among White males between 18 and 29 years old.



Geographic Distribution

Livingston Parish had the highest number of new diagnoses followed by St. Tammany Parish.



*n/a: Rates unavailable for parishes with < 5 diagnoses.

Hepatitis C: A Disease We Can Cure

The Louisiana Department of Health is committed to creating a "Hep C Free Louisiana" where hepatitis C is no longer a threat to public health, the quality of life for our citizens is improved, and health inequities related to hepatitis C are eliminated. Getting tested is the first step in eliminating HCV. CDC recommends universal testing of **ALL** adults for hepatitis C at least once in their lifetime. Visit louisianahealthhub.org to find out where to get tested & treated.



Chronic Hepatitis C Annual Summary - 2021

Region 9 - Hammond/Slidell

Chronic HCV Diagnoses

752

Louisiana Diagnoses: 4,732

Chronic HCV Diagnosis Rate

125.4

per 100,000 population

Louisiana Rate: 101.9 per 100,000

Ranked **3rd** in number of diagnoses
and **2nd** in diagnoses per 100,000
population among Louisiana's nine
public health regions

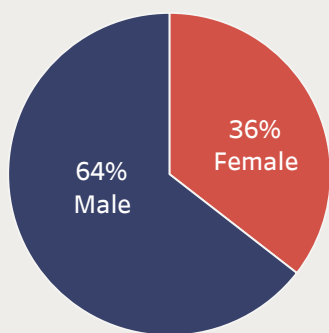
Of the 752 new chronic HCV diagnoses in 2021:

Males comprised 64% of diagnoses.

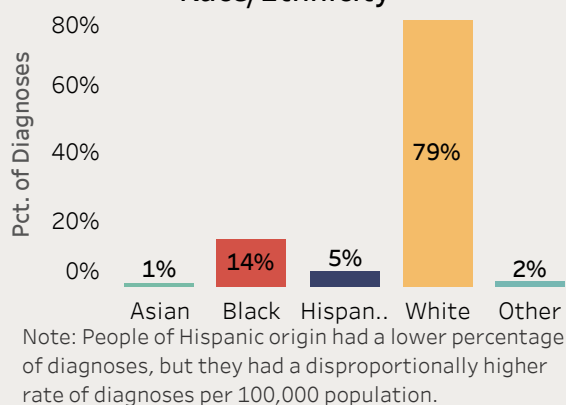
The majority of diagnoses were among White people.

People 30-39 years old had the highest proportion of diagnoses.

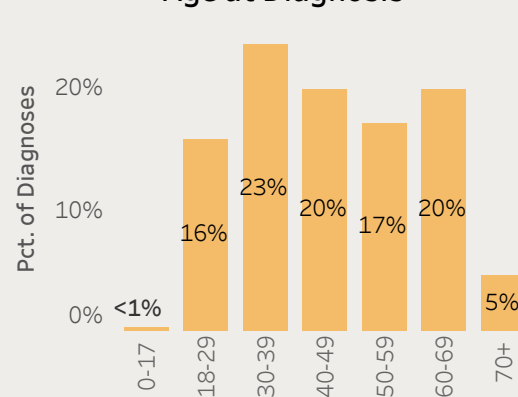
Birth Sex



Race/Ethnicity

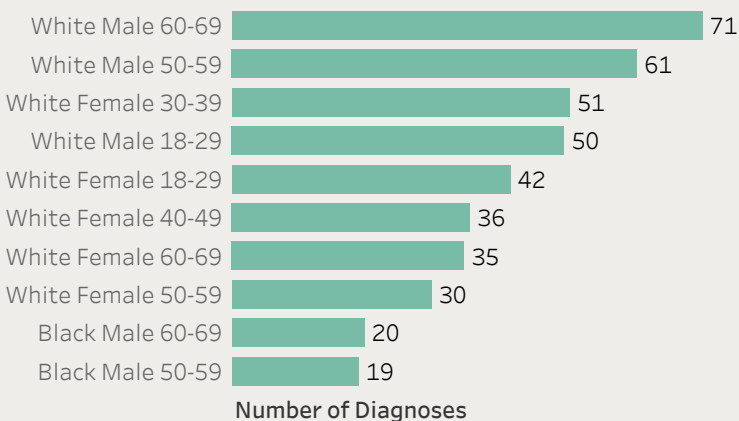


Age at Diagnosis



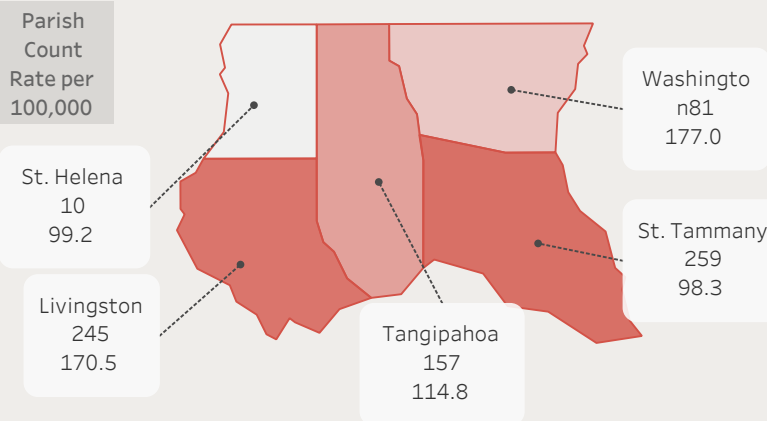
Affected Subpopulations

White males 50 to 69 years old had the highest number of new diagnoses.



Geographic Distribution

St. Tammany Parish had the highest number of diagnoses, while Washington Parish had the highest rate per 100,000 population.



Hepatitis C Testing and Treatment:

Confirmatory Test Performed

81%

had complete diagnostic testing performed

Cured/ Cleared

32%

with confirmed HCV are now negative and have cleared the virus

HCV antibody testing with reflex to HCV RNA should be utilized to ensure complete diagnostic testing. Doing so, reduces the number of required healthcare visits and streamlines treatment.

A safe and effective treatment is available to cure hepatitis C. Treatment for hepatitis C is available at no cost for everyone enrolled in Medicaid and people who are incarcerated in Louisiana. Visit louisianahealthhub.org to find out more.

Interpreting the Data: It is recommended that 2021 data be interpreted with caution due to the impacts of the COVID-19 pandemic.

References

1. U.S. Census Bureau, 2020 Population Estimates.
2. Adolescents and STDs. Centers for Disease Control and Prevention.
<https://www.cdc.gov/std/life-stages-populations/stdfact-teens.htm>. Published April 12, 2022. Accessed 2022.
3. Louisiana Department of Health. Louisiana State Health Assessment. MySidewalk.
<https://dashboards.mysidewalk.com/louisiana-state-health-assessment/demographics>. Published 2021. Accessed July 2022.
4. America's Health Rankings analysis of U.S. Census Bureau, American Community Survey, United Health Foundation, AmericasHealthRankings.org, accessed 2022.
5. Current cigarette smoking among adults in the United States. Centers for Disease Control and Prevention.
https://www.cdc.gov/tobacco/data_statistics/fact_sheets/adult_data/cig_smoking/index.htm. Published March 17, 2022. Accessed July 2022.
6. Mental Health in Louisiana. National Alliance on Mental Illness.
<https://www.nami.org/NAMI/media/NAMI-Media/StateFactSheets/LouisianaStateFactSheet.pdf>. Published 2021. Accessed July 2022.
7. Louisiana 2017-2019 Maternal and Child Health Profile. Louisiana Department of Health. *Bureau of Family Health*. <https://ldh.la.gov/page/4170>. Published April 2021. Accessed July 2022.
8. Prison Policy Initiative (2021). *Louisiana Profile*. Prison Policy Initiative | Prison Policy Initiative. Retrieved June 23, 2022, from <https://www.prisonpolicy.org/profiles/LA.html>.
9. Demographic dashboard. Louisiana Department of Public Safety & Corrections.
<https://doc.louisiana.gov/demographic-dashboard/>. Published May 19, 2022. Accessed July 23, 2022.
10. Louisiana Health Insurance Survey. Louisiana Department of Public Health & LSU E.J. Ourso College of Business
<https://ldh.la.gov/assets/medicaid/LHIS/2022LHIS/LouisianaHealthInsuranceSurvey2021-4.18.2022.pdf>. Published 2021. Accessed July 2022.
11. Health insurance coverage of the total population. Kaiser Family Foundation.
<https://www.kff.org/state-category/health-coverage-uninsured>. Published November 15, 2021. Accessed July 2022.